



US00D632049S

(12) **United States Design Patent**
Bell

(10) **Patent No.:** **US D632,049 S**

(45) **Date of Patent:** **** Feb. 8, 2011**

(54) **GLOVE**

(76) **Inventor:** **Gina L. Bell**, 2922 NE. 146 Ter., Silver Springs, FL (US) 34488

(**) **Term:** **14 Years**

(21) **Appl. No.:** **29/349,718**

(22) **Filed:** **Apr. 27, 2010**

(51) **LOC (9) Cl.** **02-06**

(52) **U.S. Cl.** **D2/621**

(58) **Field of Classification Search** D2/610,
D2/612, 613, 614, 615, 616, 617, 618, 619,
D2/620, 621, 623; D20/33; D21/807; D24/190;
D28/63; D29/113, 115, 116.2, 117.1, 117.2,
D29/122, 123; D32/40, 42, 43, 41; 2/162,
2/170, 455, 907, 917; 15/104.94, 107, 227;
40/586, 633; 224/219, 222, 237, 267
See application file for complete search history.

(56) **References Cited**

U.S. PATENT DOCUMENTS

720,640	A *	2/1903	Torrens	2/161.8
2,152,725	A *	4/1939	Auzin	264/132
3,173,150	A *	3/1965	Mohler	2/167
3,601,816	A	8/1971	Pordes et al.		
4,115,873	A	9/1978	Stansbury		
4,598,429	A *	7/1986	Mulvaney	2/161.4
4,809,365	A *	3/1989	Chen et al.	2/168

5,349,705	A *	9/1994	Ragan	2/161.6
5,799,333	A	9/1998	McGarry et al.		
6,305,023	B1	10/2001	Barkes		
D463,090	S *	9/2002	Richer-Valenzano	D2/621
6,962,064	B1 *	11/2005	Hardee et al.	66/174
D555,327	S *	11/2007	Kishihara et al.	D2/619
D566,377	S *	4/2008	Kishihara et al.	D2/619
D569,579	S *	5/2008	Kishihara et al.	D2/619
D581,127	S *	11/2008	Bautista et al.	D2/617
D605,377	S *	12/2009	House	D2/617
D620,680	S *	8/2010	Thompson et al.	D2/617
2008/0146981	A1 *	6/2008	Greenwald et al.	602/13
2009/0211305	A1 *	8/2009	Thompson et al.	66/174

* cited by examiner

Primary Examiner—Elizabeth A Albert
Assistant Examiner—Karen E Eldridge Powers
(74) *Attorney, Agent, or Firm*—Paul R. Martin

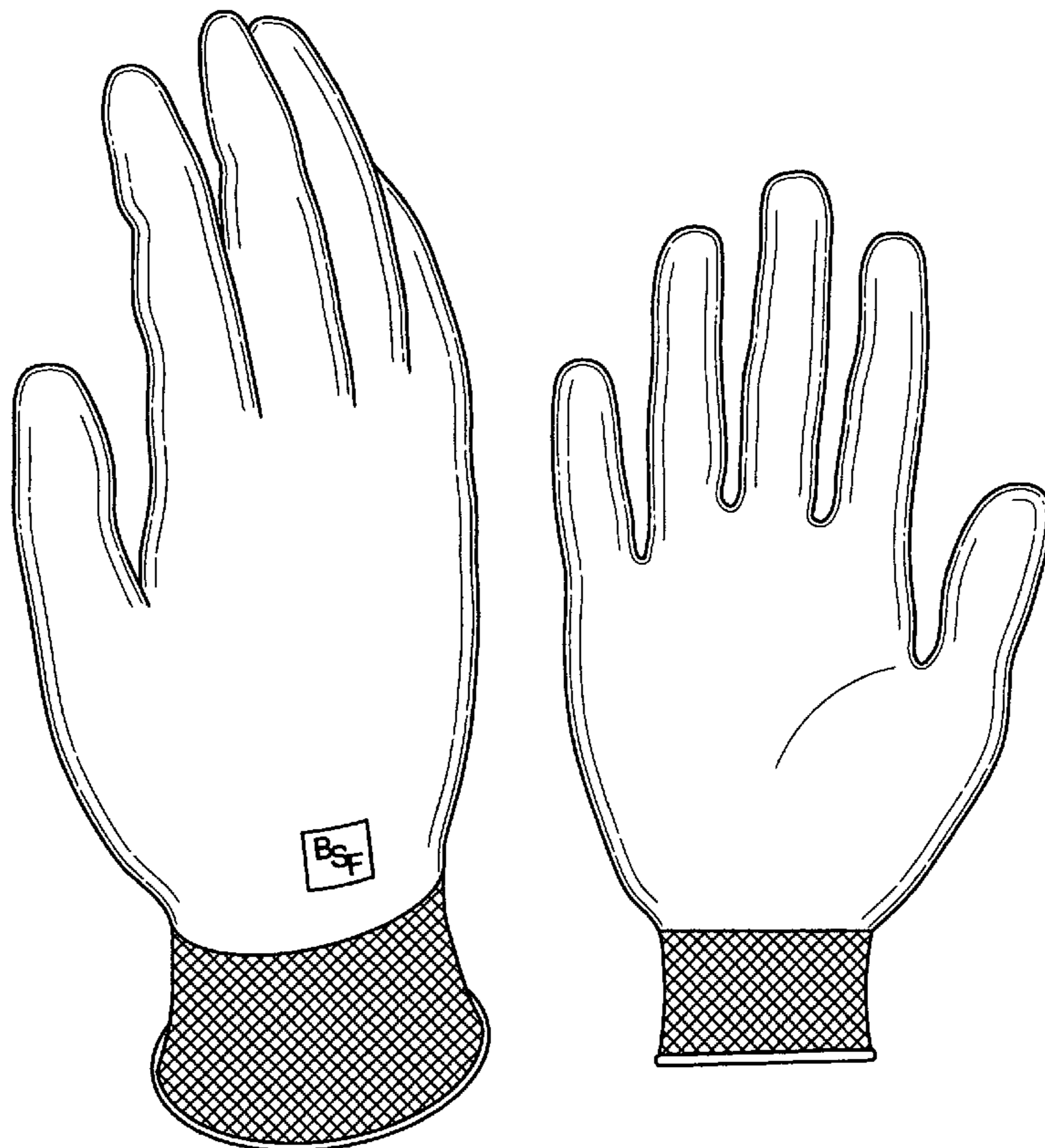
(57) **CLAIM**

The ornamental design for a glove, as shown and described.

DESCRIPTION

FIG. 1 is a perspective view of my new design for a glove.
FIG. 2 is a plan view from the bottom side of the glove shown in FIG. 1; and,
FIG. 3 is a plan view from the top side of the glove shown in FIG. 1.

1 Claim, 2 Drawing Sheets






FIG. 1

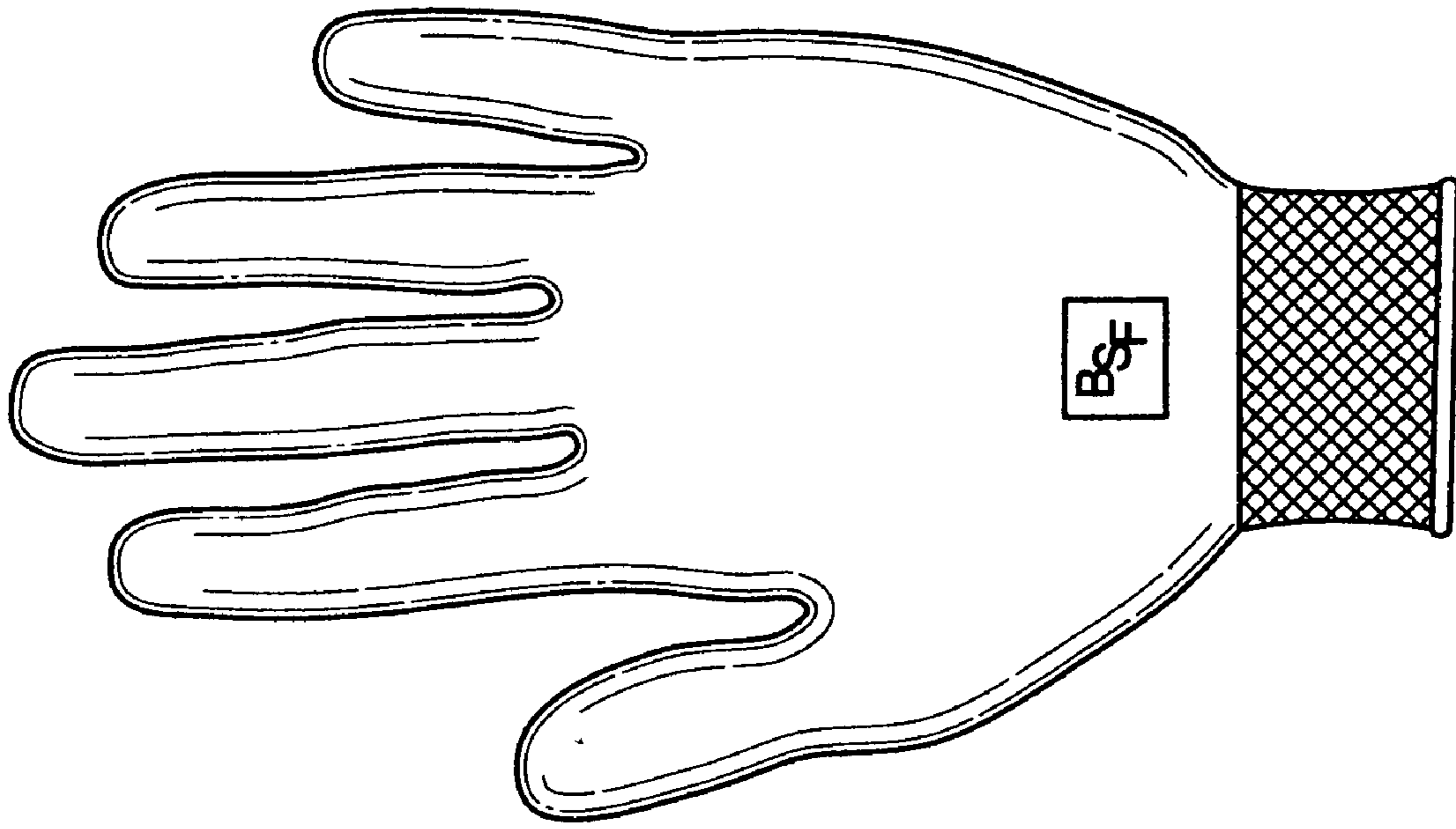


FIG. 3

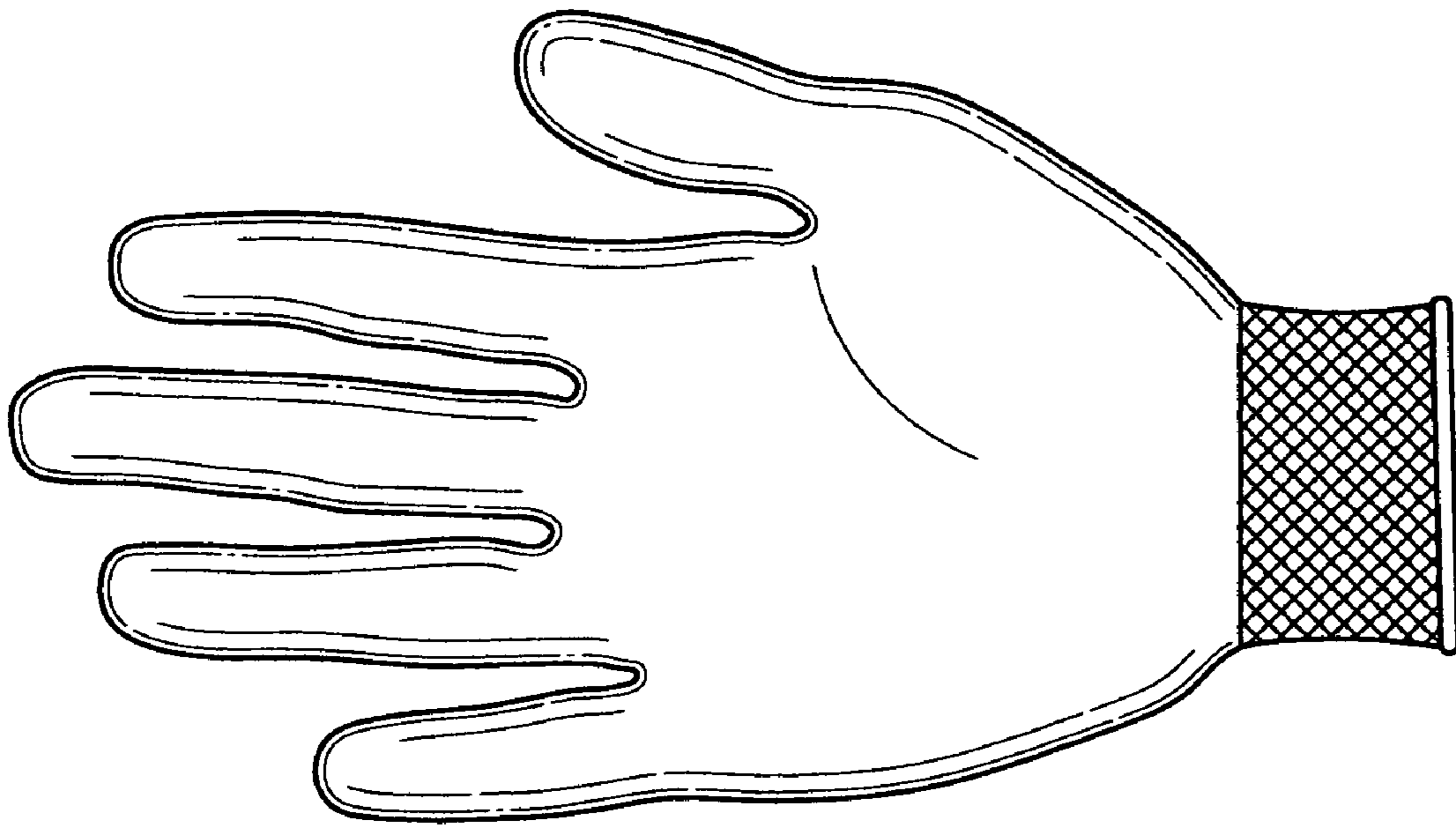


FIG. 2