

US00D632048S

(12) **United States Design Patent**
Wilson et al.

(10) **Patent No.:** **US D632,048 S**
(45) **Date of Patent:** **** Feb. 8, 2011**

(54) **PRETZEL CRACKER**

D375,396 S * 11/1996 Wilson et al. D1/120

(75) Inventors: **Warren Wilson**, Princeton, NJ (US);
Sara Wilson, Princeton, NJ (US)

(Continued)

Primary Examiner—Cathron C Brooks

Assistant Examiner—Barbara Fox

(73) Assignee: **Princeton Vanguard, LLC**,
Wilmington, DE (US)

(74) *Attorney, Agent, or Firm*—Michael Blaine Brooks, P.C.;
Michael Blaine Brooks

(**) Term: **14 Years**

(57) **CLAIM**

(21) Appl. No.: **29/352,755**

The ornamental design for a “pretzel cracker,” as shown.

(22) Filed: **Dec. 24, 2009**

DESCRIPTION

(51) **LOC (9) Cl.** **01-01**

FIG. 1 is a perspective view of a first embodiment of a “pretzel cracker” showing our new design;

(52) **U.S. Cl.** **D1/120**

FIG. 2 is a top plan view thereof;

(58) **Field of Classification Search** D1/100–199;
426/94–95, 89, 128, 138–139, 144, 293,
426/383, 438–439, 446, 450, 496, 502–504,
426/512, 516, 543, 549–550, 556, 619, 805,
426/808, 92, 104, 105, 249, 250, 802

FIG. 3 is a back elevational view thereof;

FIG. 4 is a front elevational view thereof;

FIG. 5 is a right elevational view thereof;

FIG. 6 is a left elevational view thereof;

FIG. 7 is a bottom plan view thereof;

See application file for complete search history.

FIG. 8 is a perspective view of a second embodiment of a “pretzel cracker” showing our new design;

FIG. 9 is a top plan view thereof;

FIG. 10 is a back elevational view thereof;

FIG. 11 is a front elevational view thereof;

FIG. 12 is a right elevational view thereof;

FIG. 13 is a left elevational view thereof;

FIG. 14 is a bottom plan view thereof;

(56) **References Cited**

U.S. PATENT DOCUMENTS

D19,069 S	4/1889	Sandt	
419,373 A	1/1890	Souders	
D21,450 S	4/1892	Pfenninger	
D31,777 S	10/1899	Fox	
1,366,961 A *	2/1921	Schumaker	426/93
D73,067 S	7/1927	Chambers	
D89,941 S	5/1933	Low	
D102,254 S *	12/1936	Burry	D1/128
D117,043 S *	10/1939	Huber	D1/128
D207,699 S *	5/1967	Scharschmidt et al.	D1/120
D228,320 S *	9/1973	Forbes	D1/120
D228,321 S *	9/1973	Voudel et al.	D1/120
D247,071 S	1/1978	Neidenberg et al.	
D254,336 S *	3/1980	Miller et al.	D1/106
4,994,295 A	2/1991	Holm et al.	
D343,943 S *	2/1994	Mottur et al.	D1/111
D347,515 S *	6/1994	Creighton et al.	D1/128
D349,015 S *	7/1994	Kaiser	D7/675
D353,032 S	12/1994	Mistretta	
D355,975 S	3/1995	Patoskie et al.	

FIG. 15 is a perspective view of a third embodiment of a “pretzel cracker” showing our new design;

FIG. 16 is a top plan view thereof;

FIG. 17 is a back elevational view thereof;

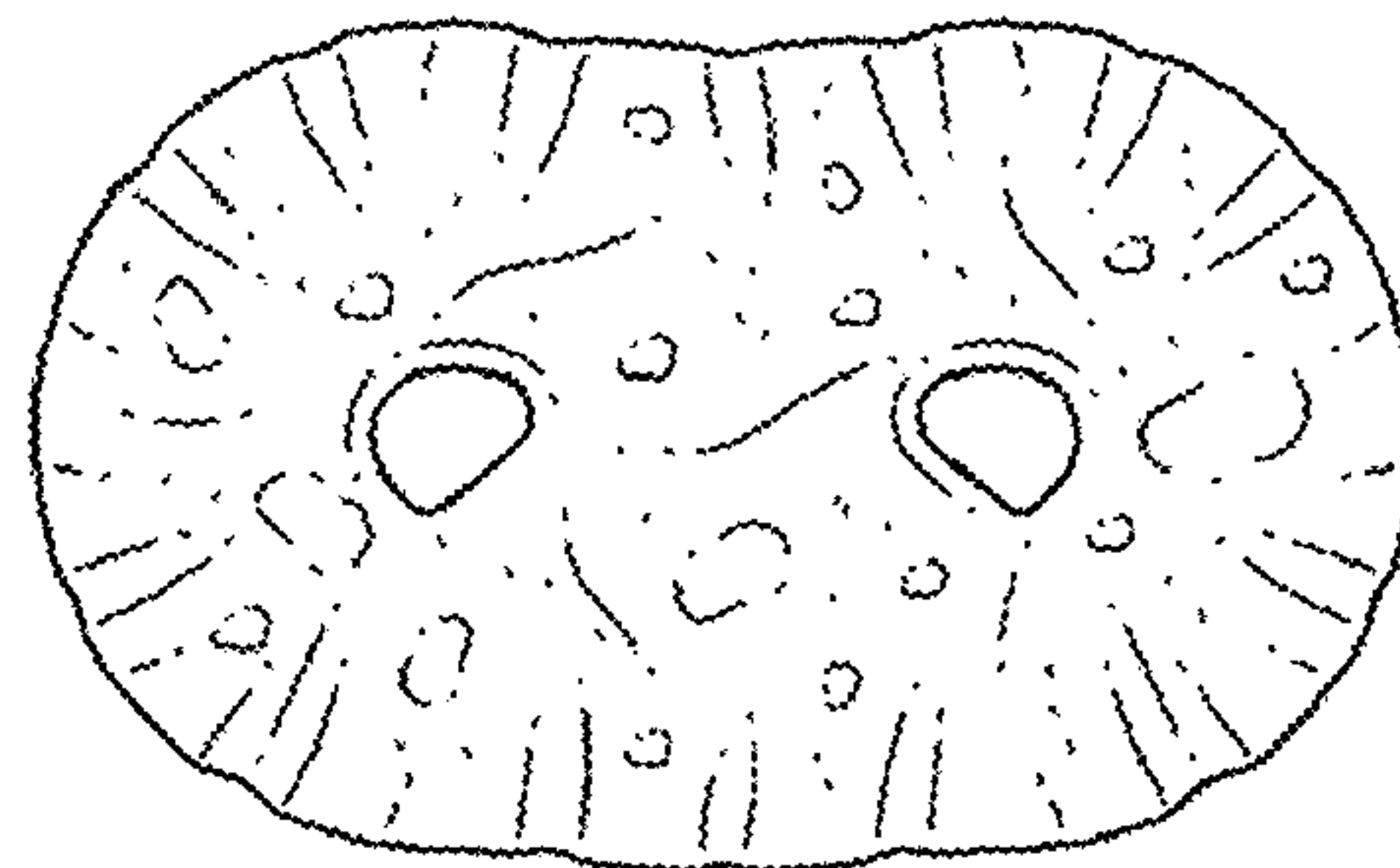
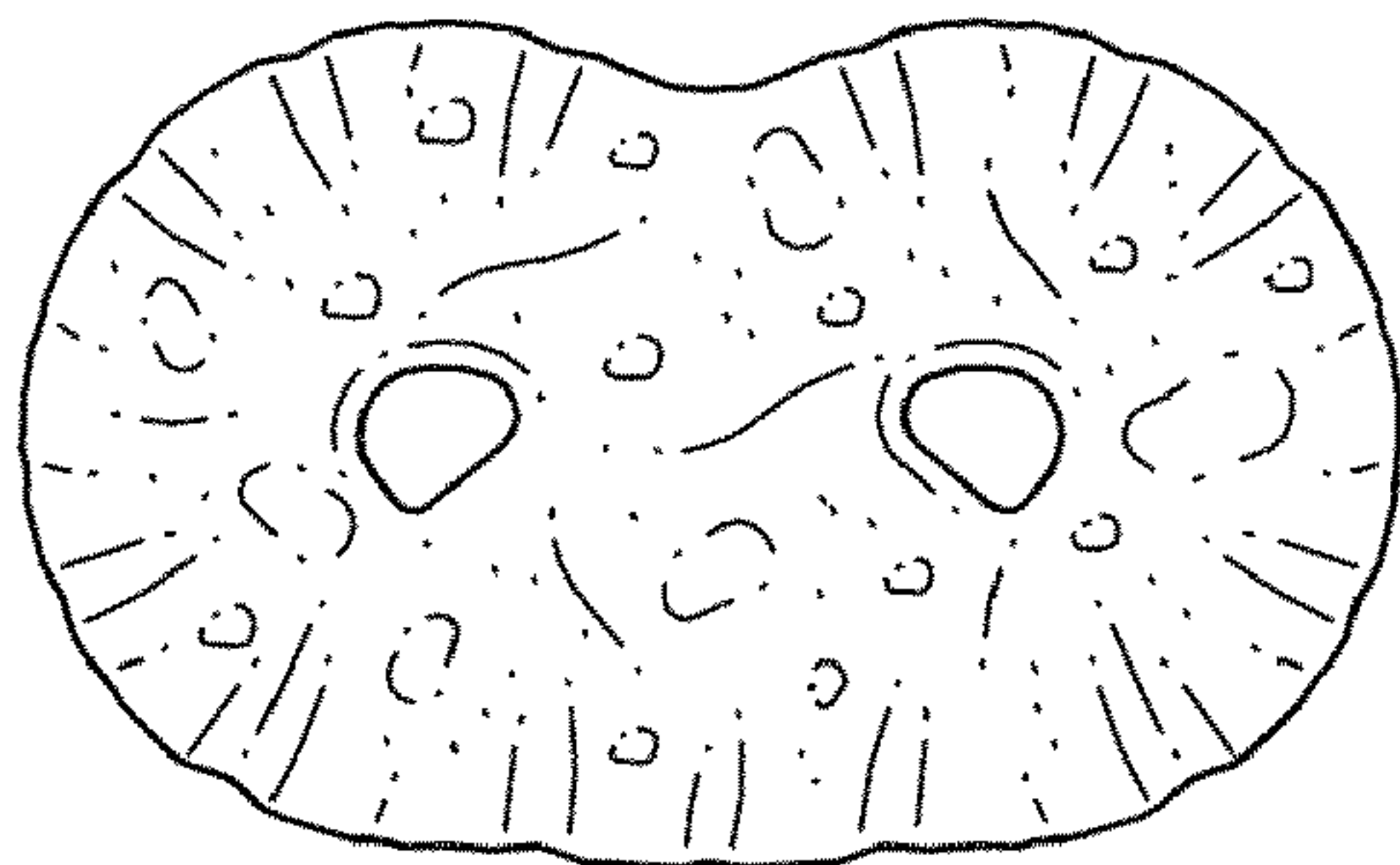
FIG. 18 is a front elevational view;

FIG. 19 is a right elevational view thereof;

FIG. 20 is a left elevational view thereof; and,

FIG. 21 is a bottom plan view thereof.

1 Claim, 3 Drawing Sheets



US D632,048 S

Page 2

U.S. PATENT DOCUMENTS

D428,235 S	7/2000	Kreutzmann	
D429,402 S *	8/2000	Reisman	D1/128
D445,237 S	7/2001	Boselli et al.	
D445,238 S *	7/2001	Sotovia	D1/128
6,479,090 B1	11/2002	Carey et al.	
D487,951 S	4/2004	Barry et al.	
D507,391 S	7/2005	Jistel et al.	
D509,044 S *	9/2005	Wilson et al.	D1/125
D510,172 S *	10/2005	Wilson et al.	D1/125
D515,277 S *	2/2006	Wilson et al.	D1/128
D527,163 S	8/2006	Walsh et al.	
D540,008 S	4/2007	Shaffer	
D565,276 S	4/2008	Butt	
D582,630 S *	12/2008	Banerjee et al.	D1/120
D588,329 S *	3/2009	Phelan	D1/120
D588,330 S *	3/2009	Phelan	D1/120
D588,331 S	3/2009	Phelan	
D588,332 S	3/2009	Phelan	
D589,227 S	3/2009	Lehtinen	
D589,232 S	3/2009	Lehtinen	
D596,376 S	7/2009	Lehtinen	
D606,277 S	12/2009	Hachmann	

* cited by examiner

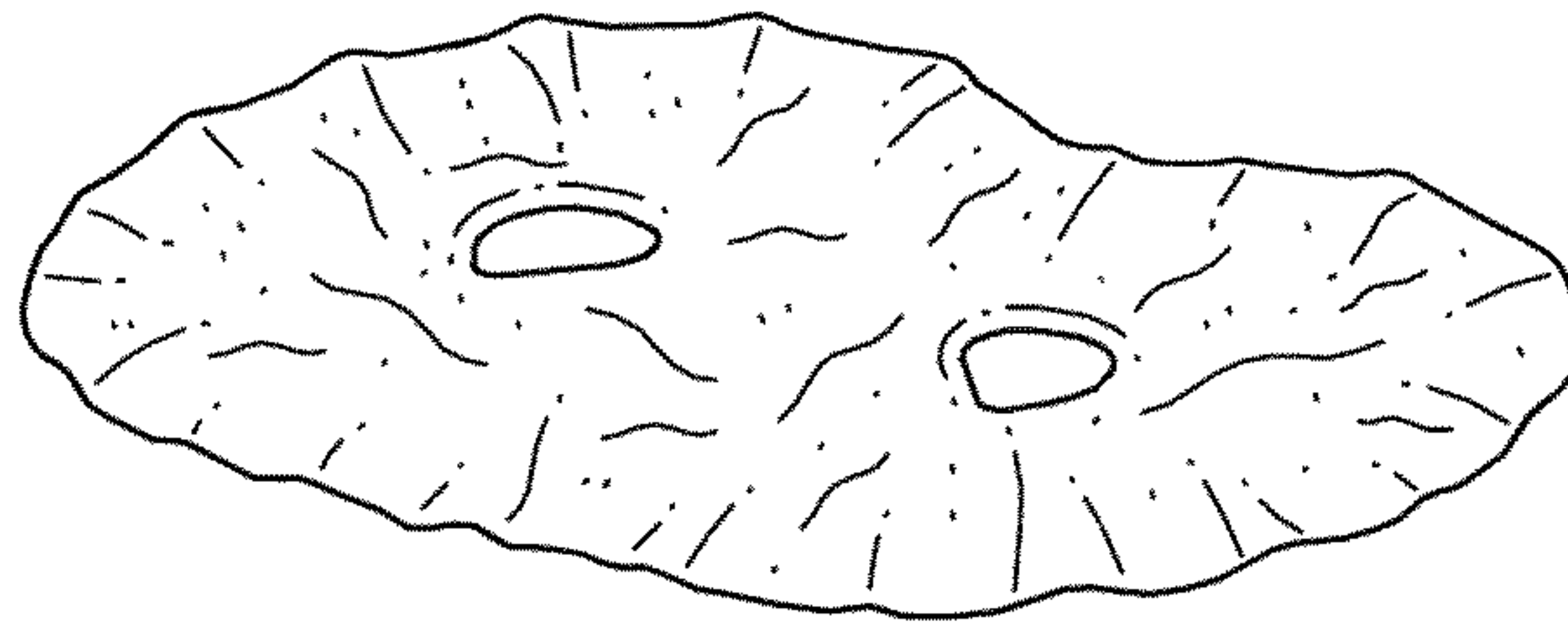


FIG. 1

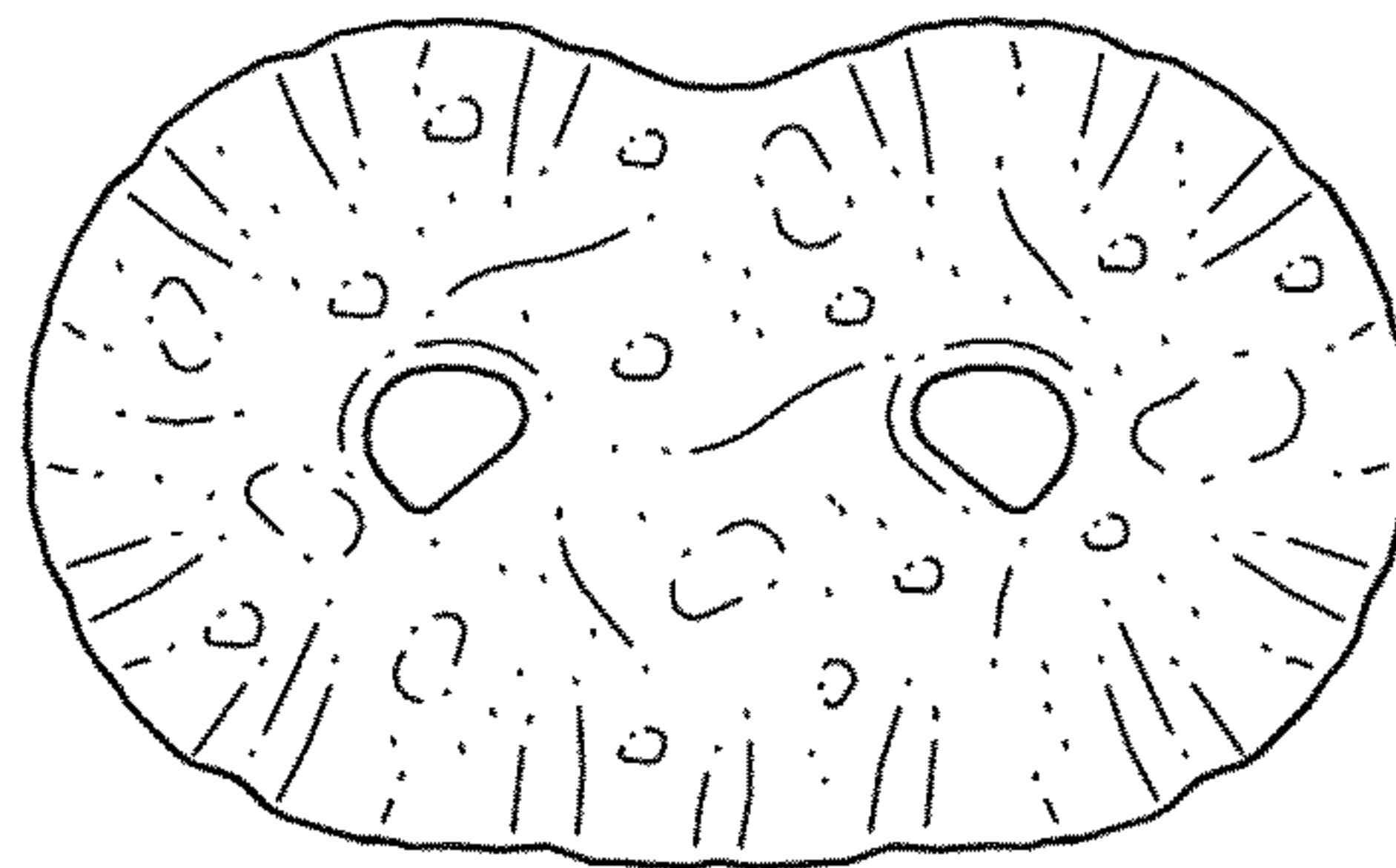


FIG. 2




FIG. 3




FIG. 5




FIG. 4




FIG. 6

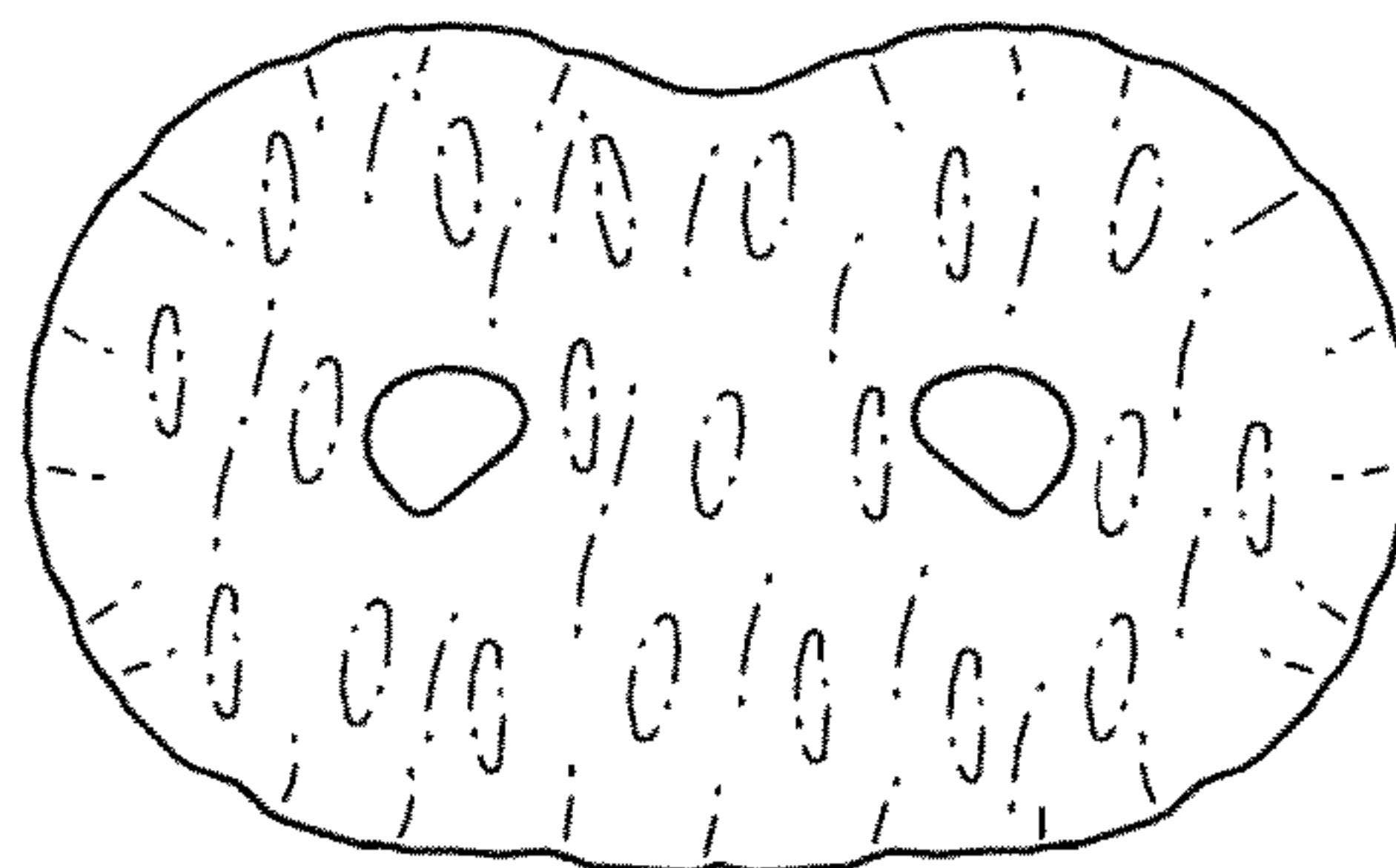


FIG. 7

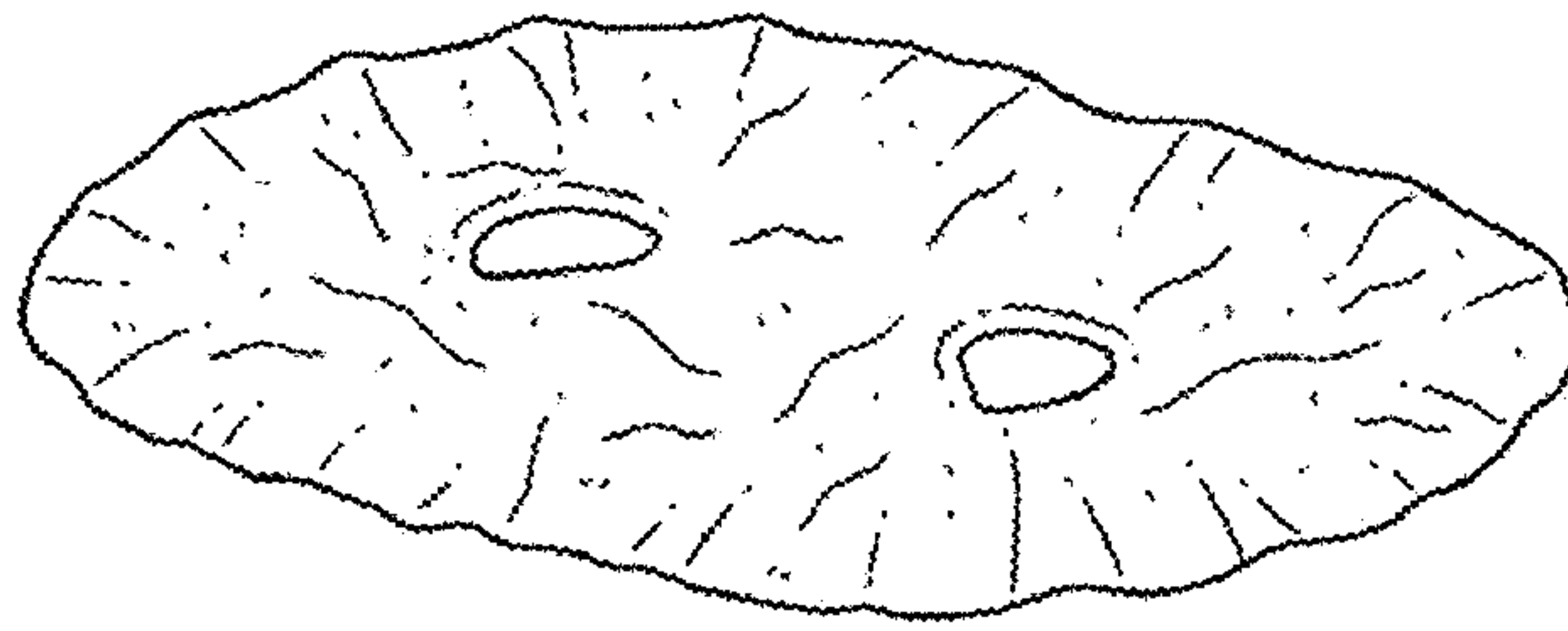


FIG. 8

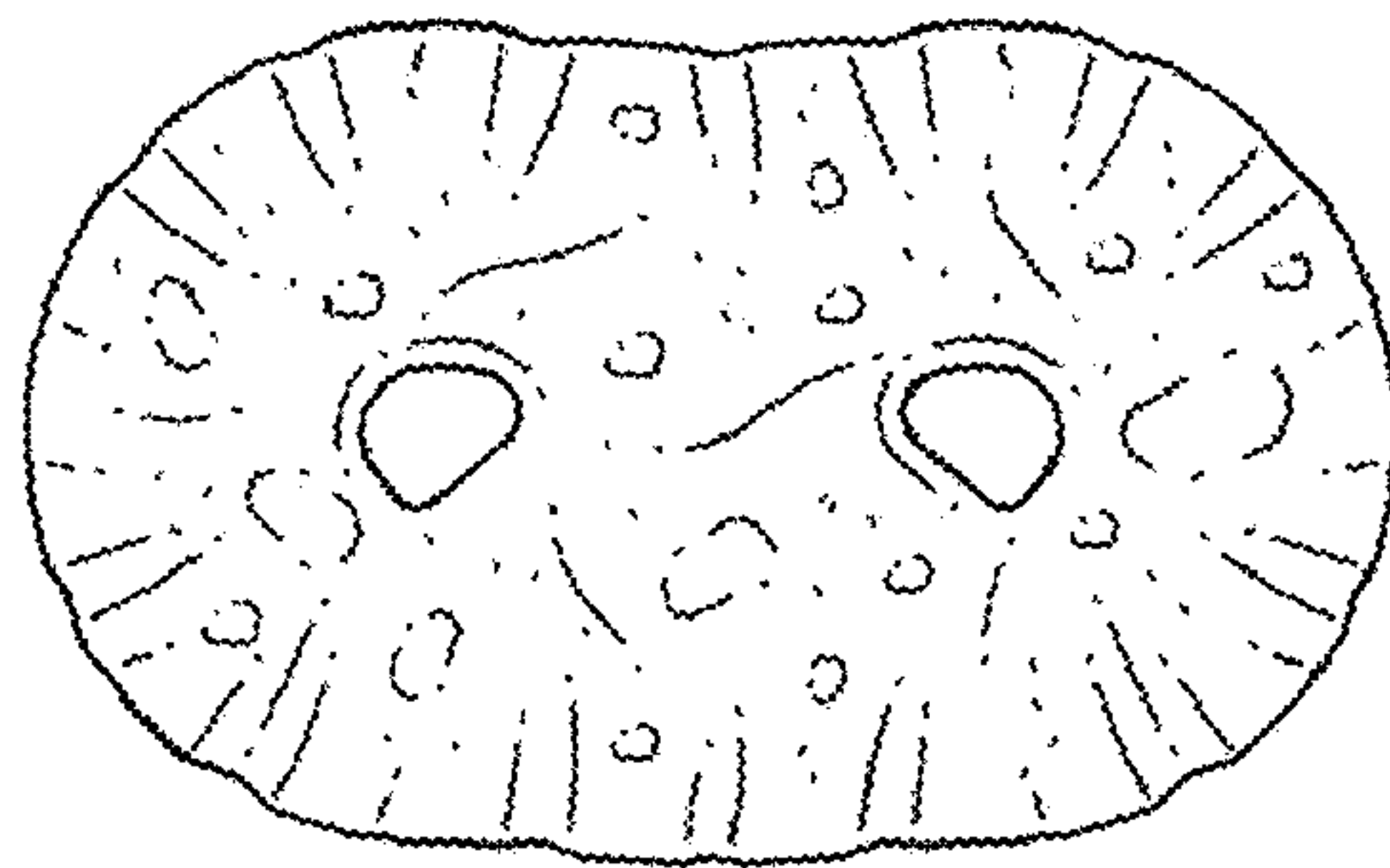


FIG. 9




FIG. 10




FIG. 12




FIG. 11




FIG. 13

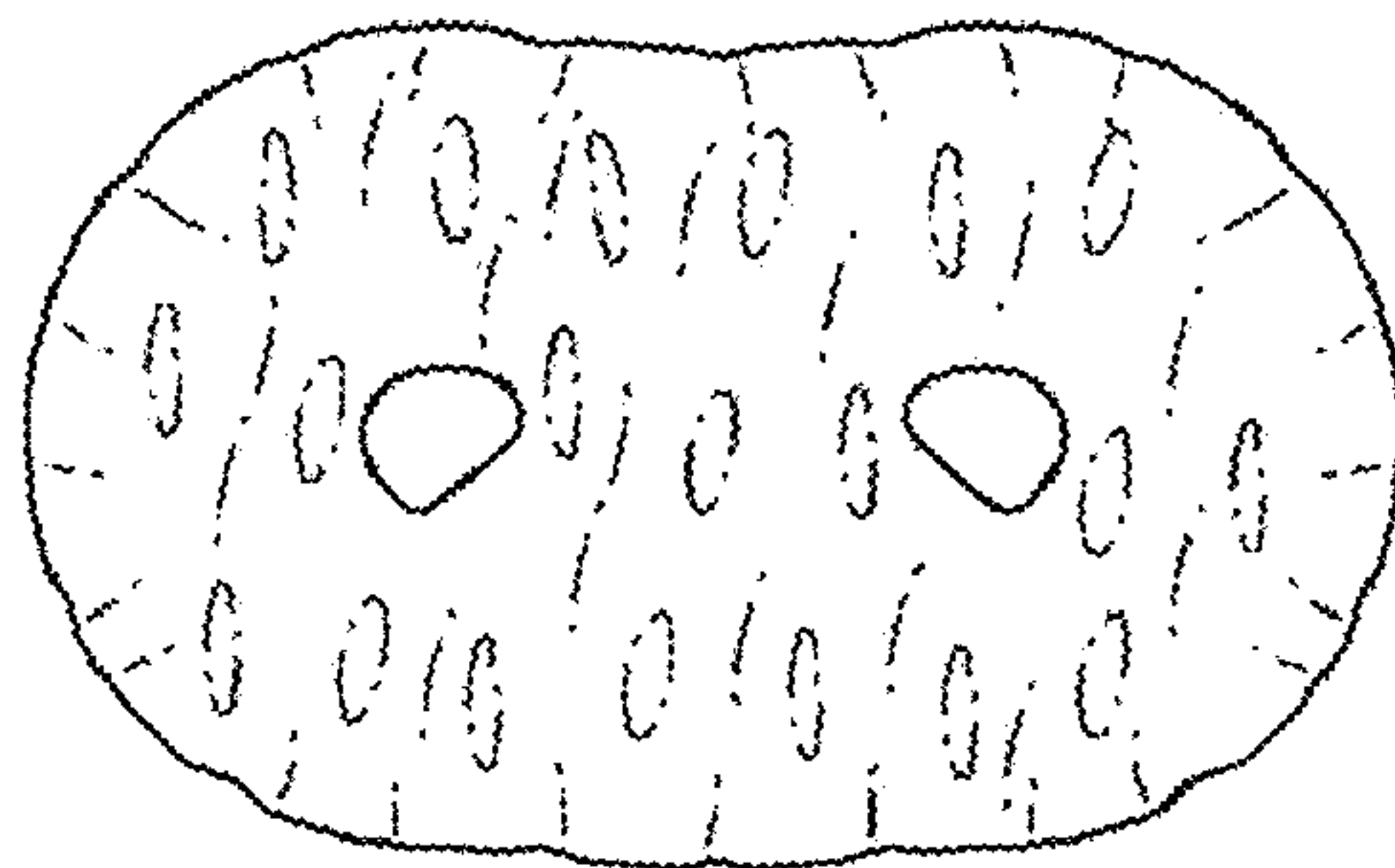


FIG. 14

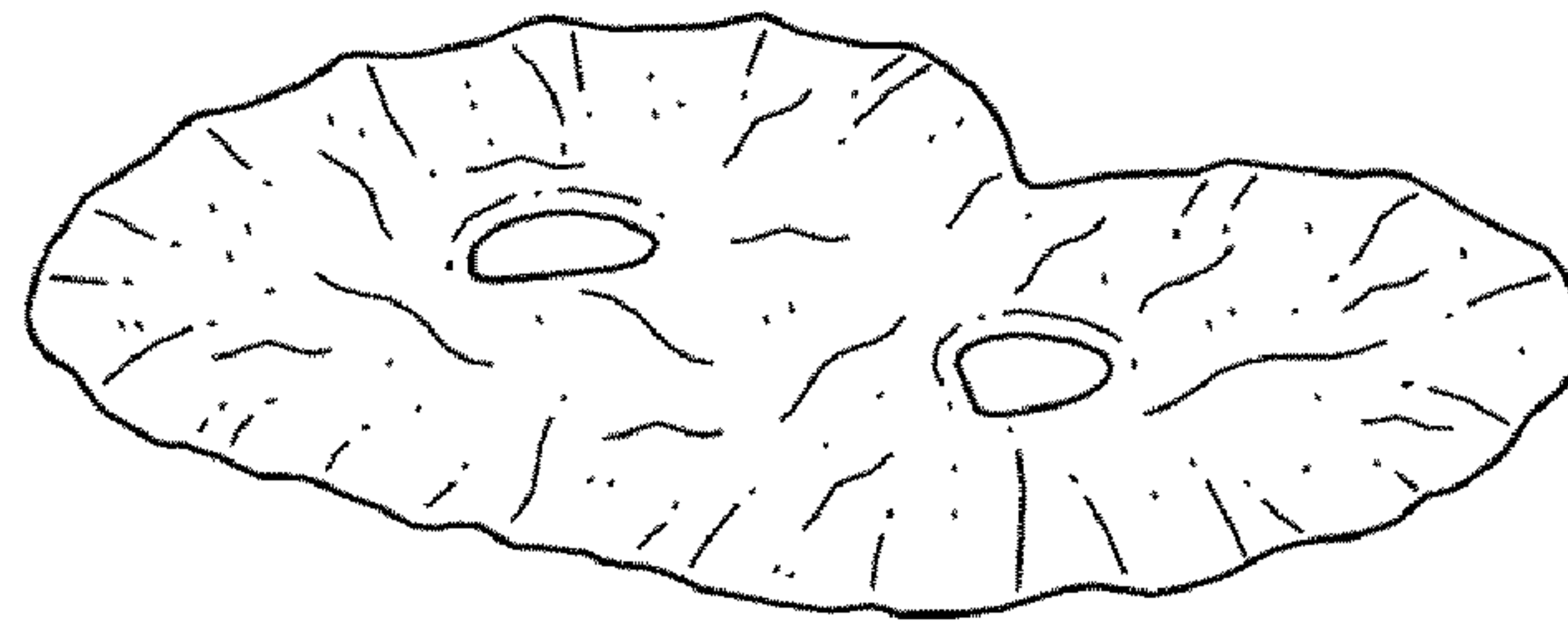


FIG. 15




FIG. 16



FIG. 17




FIG. 19




FIG. 18




FIG. 20

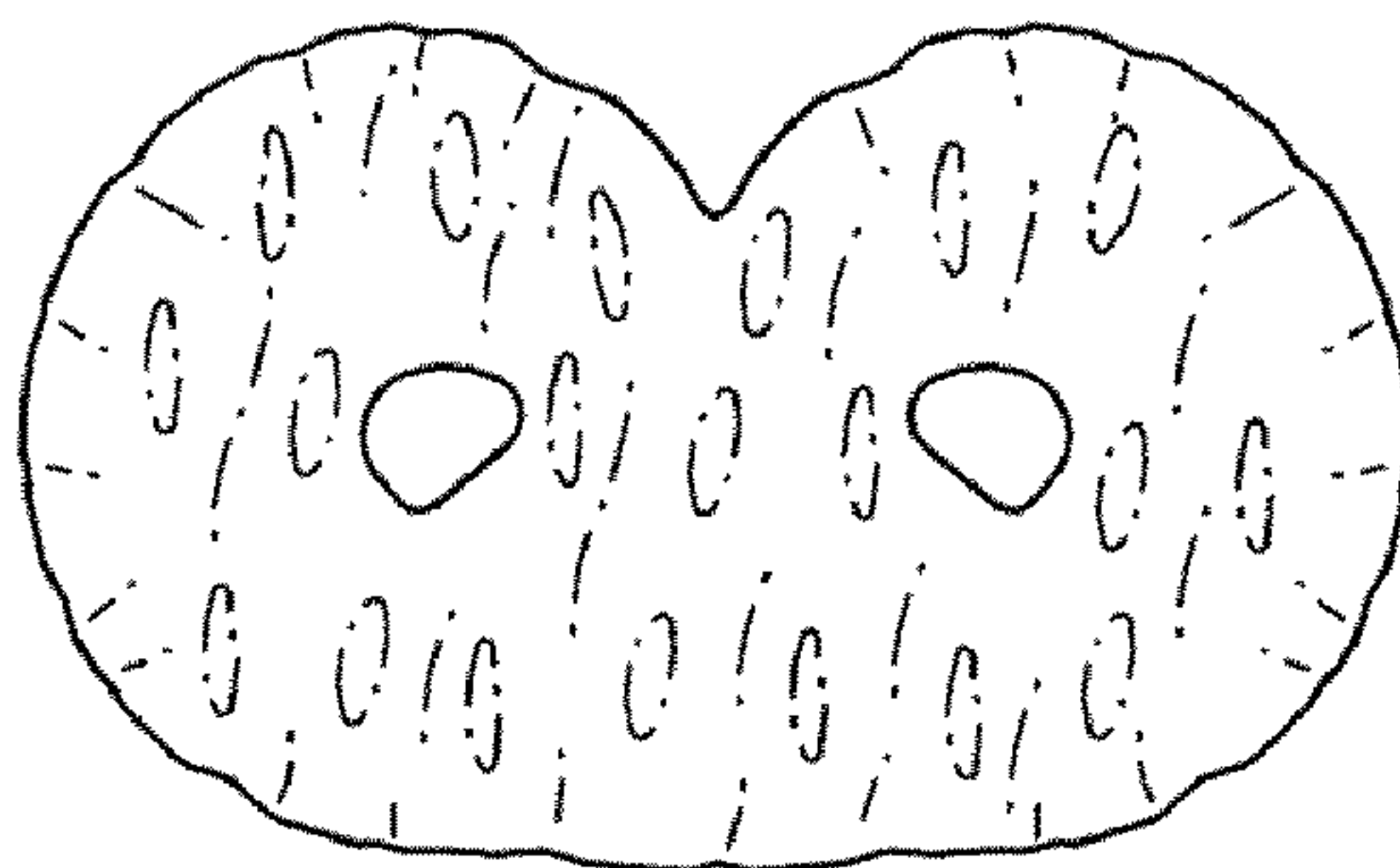


FIG. 21