



US00D632025S

(12) **United States Design Patent**  
**Cole**

(10) **Patent No.:** **US D632,025 S**  
(45) **Date of Patent:** **\*\* Feb. 1, 2011**

(54) **PET BED THAT ENABLES BURROWING**

(76) Inventor: **Wendy Dean Cole**, 26 Crescent Key,  
Bellevue, WA (US) 98006

(\*\*) Term: **14 Years**

(21) Appl. No.: **29/338,194**

(22) Filed: **Jun. 5, 2009**

(51) **LOC (9) Cl.** ..... **30-06**

(52) **U.S. Cl.** ..... **D30/118**

(58) **Field of Classification Search** ..... D30/118;  
D6/388, 290, 595–597, 601, 604–605; 119/28.5  
See application file for complete search history.

(56) **References Cited**

U.S. PATENT DOCUMENTS

1,879,473	A *	9/1932	Pitts	.....	119/28.5
1,887,108	A *	11/1932	Steese	.....	D30/118
2,032,248	A *	2/1936	Bins	.....	119/28.5
2,854,948	A *	10/1958	Drayson	.....	119/28.5
D232,850	S *	9/1974	Bloyd	.....	D30/118
3,842,454	A *	10/1974	Young	.....	119/28.5
D239,633	S *	4/1976	Henry	.....	D30/118
4,893,586	A *	1/1990	Carson	.....	119/482
5,749,314	A *	5/1998	Pelham et al.	.....	119/28.5
D537,574	S *	2/2007	Holmes et al.	.....	D30/118
D617,056	S *	6/2010	Zine	.....	D30/118
7,765,952	B1 *	8/2010	Archibald	.....	119/28.5
2006/0266294	A1 *	11/2006	Holmes et al.	.....	119/28.5

OTHER PUBLICATIONS

<http://www.ioffer.com/i/kitten-cat-toy-crinkle-sack-bed-hideout-game-new-140620299>; Cat Crinkle Sack; Aug. 3, 2007.\*

Rivival Animal catalog; Rec'd Mar. 29, 2006; p. 72; Ra-Cat-A-Sack #50-050.\*

\* cited by examiner

*Primary Examiner*—Cathy Anne MacCormac

(74) *Attorney, Agent, or Firm*—QuickPatents, Inc.; Kevin Prince

(57) **CLAIM**

I claim the ornamental design for a pet bed that enables burrowing, as shown and described.

**DESCRIPTION**

FIG. 1 is a perspective view of a pet bed that enables burrowing, showing my new design;

FIG. 2 is a front elevational view thereof, illustrated in a collapsed position;

FIG. 3 is a rear elevational view of FIG. 2;

FIG. 4 is a left-side elevational view of FIG. 2, the right-side elevational view being a mirror image thereof;


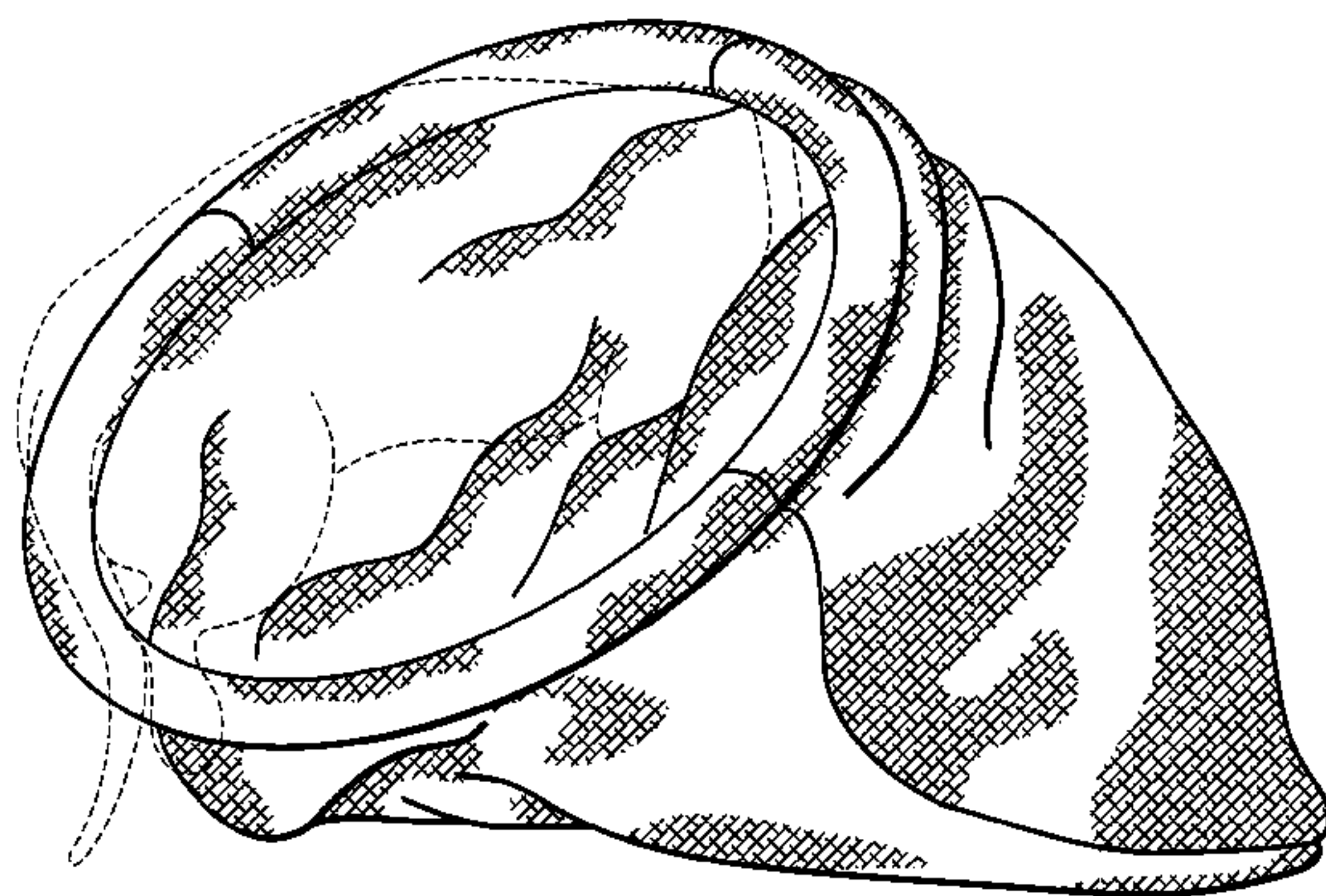
FIG. 5 is a top plan view of FIG. 2;

FIG. 6 is a bottom plan view of FIG. 2; and,

FIG. 7 is another top plan view of FIG. 2, illustrated with pliable tubing partially removed from the hem of the bed.

The broken lines showing a pet in FIG. 1 are included for the purpose of illustrating the invention in use, and form no part of the claimed design.

**1 Claim, 3 Drawing Sheets**



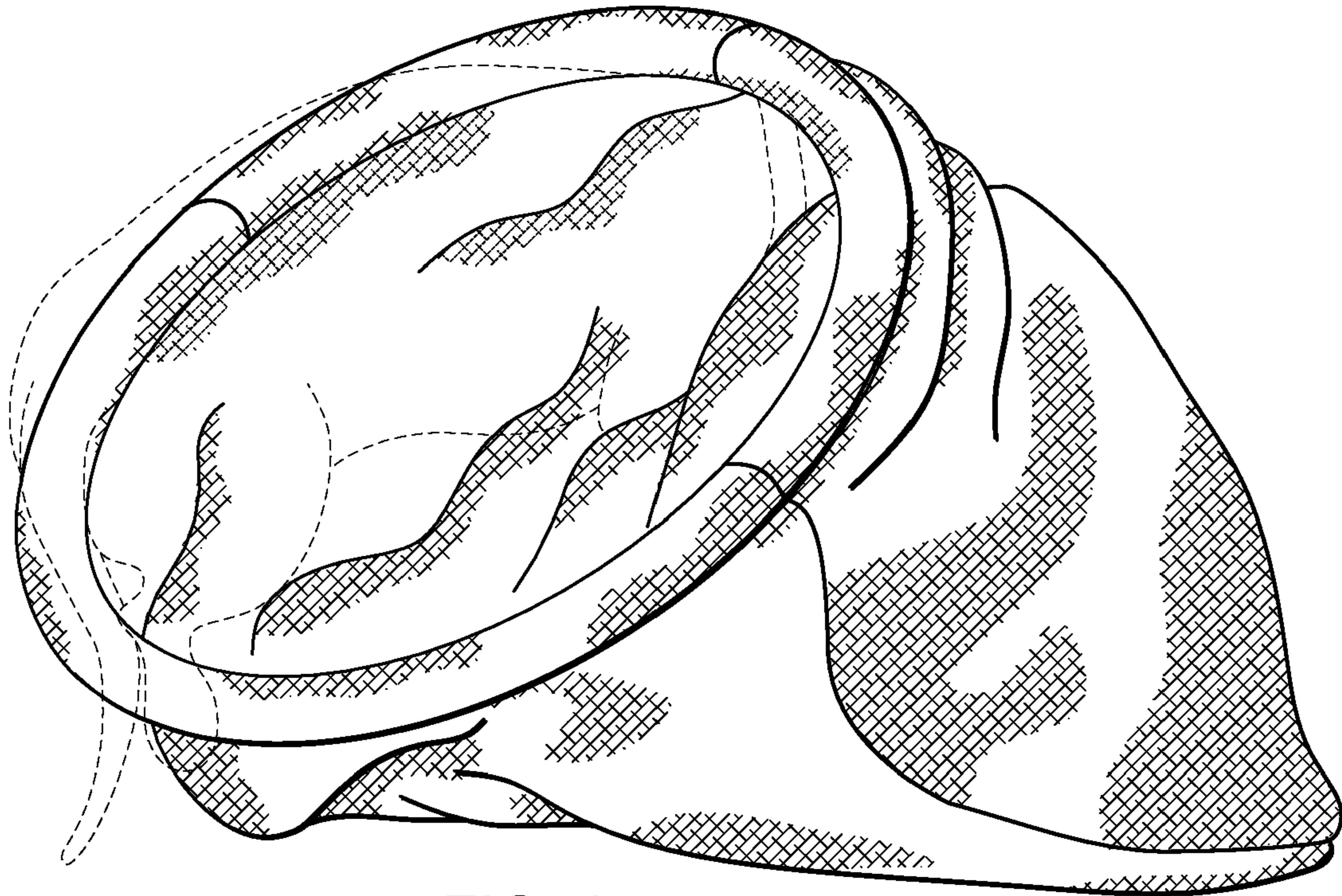


FIG. 1

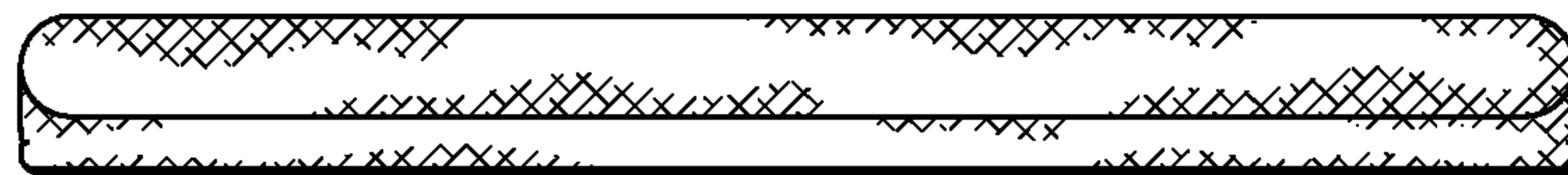


FIG. 2

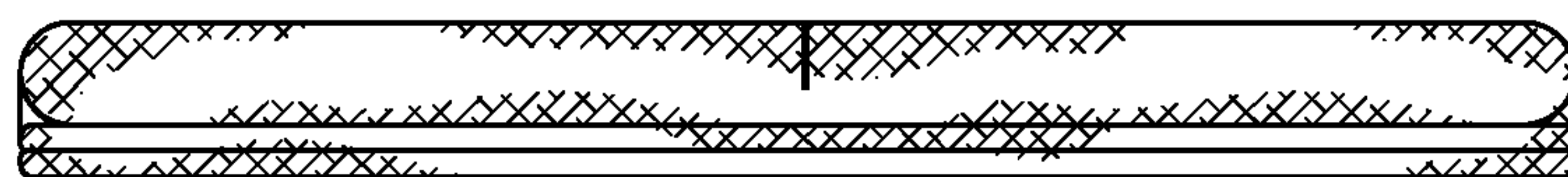


FIG. 3

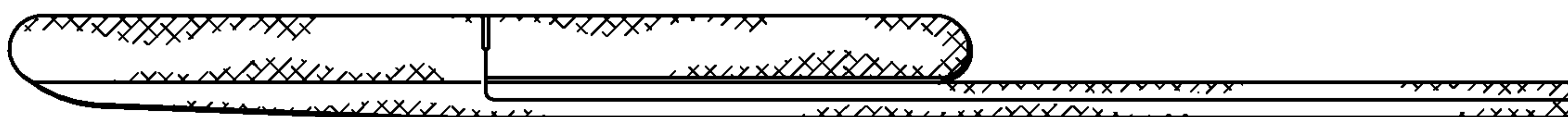


FIG. 4



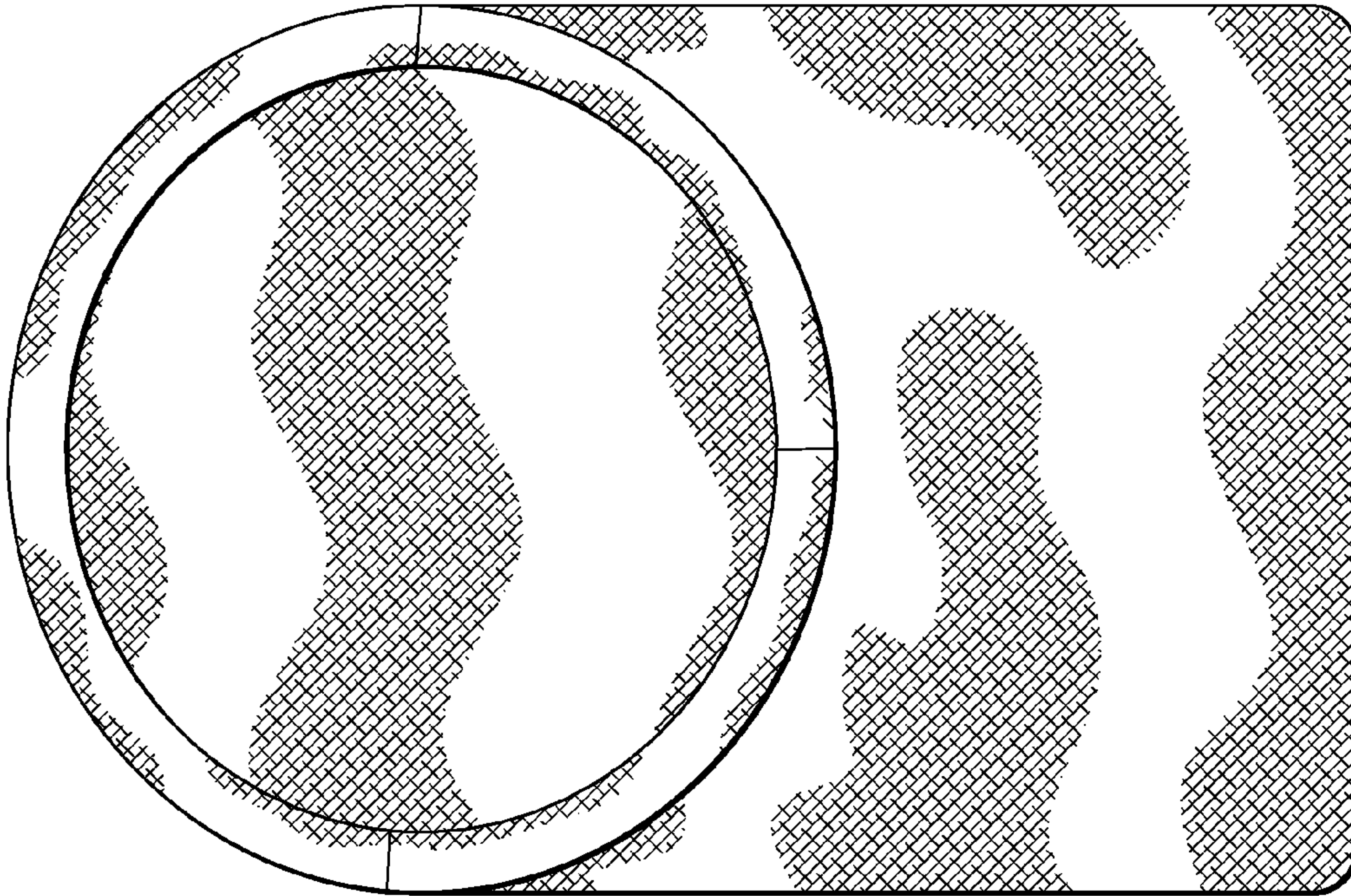


FIG. 5

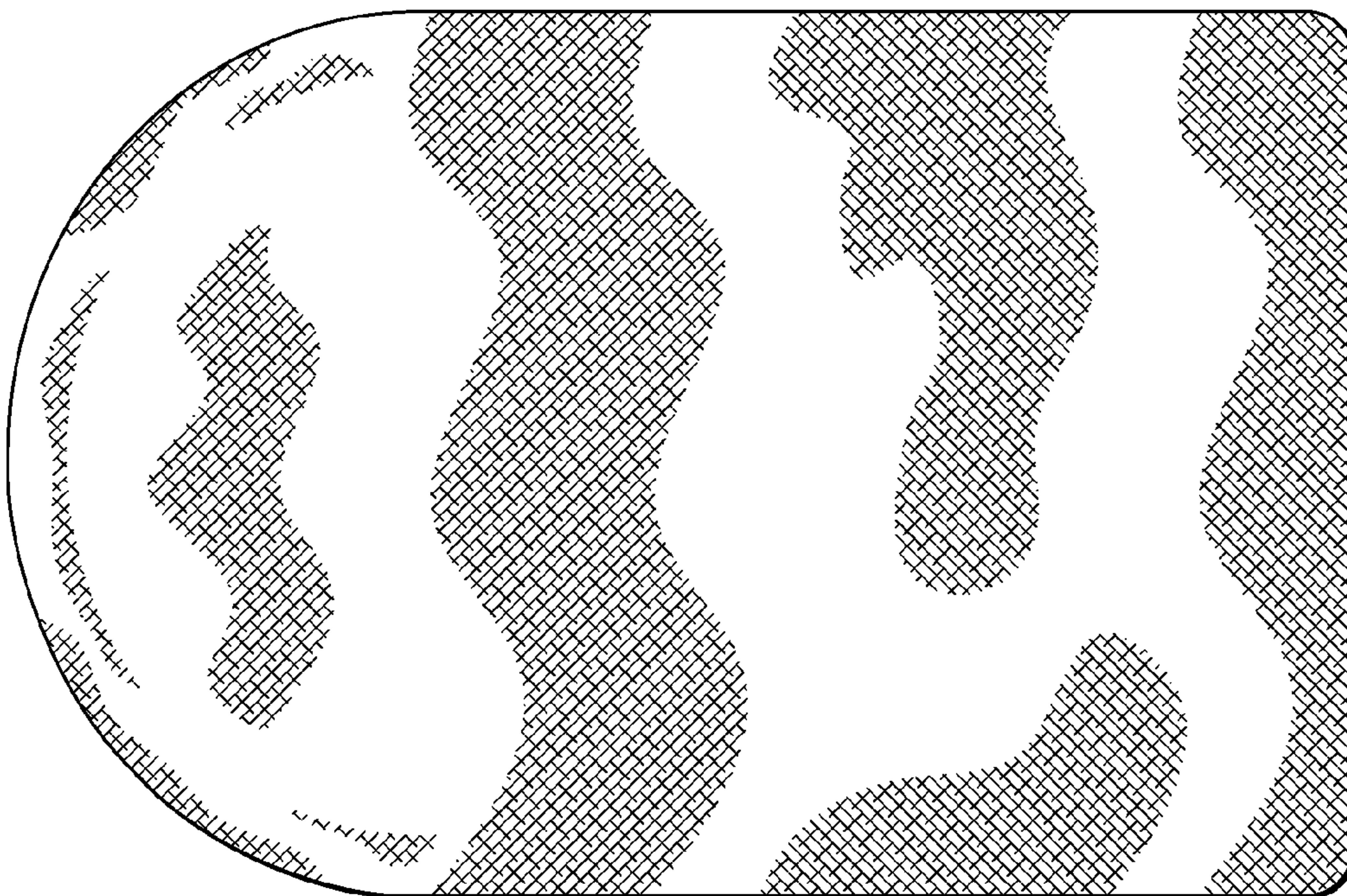


FIG. 6



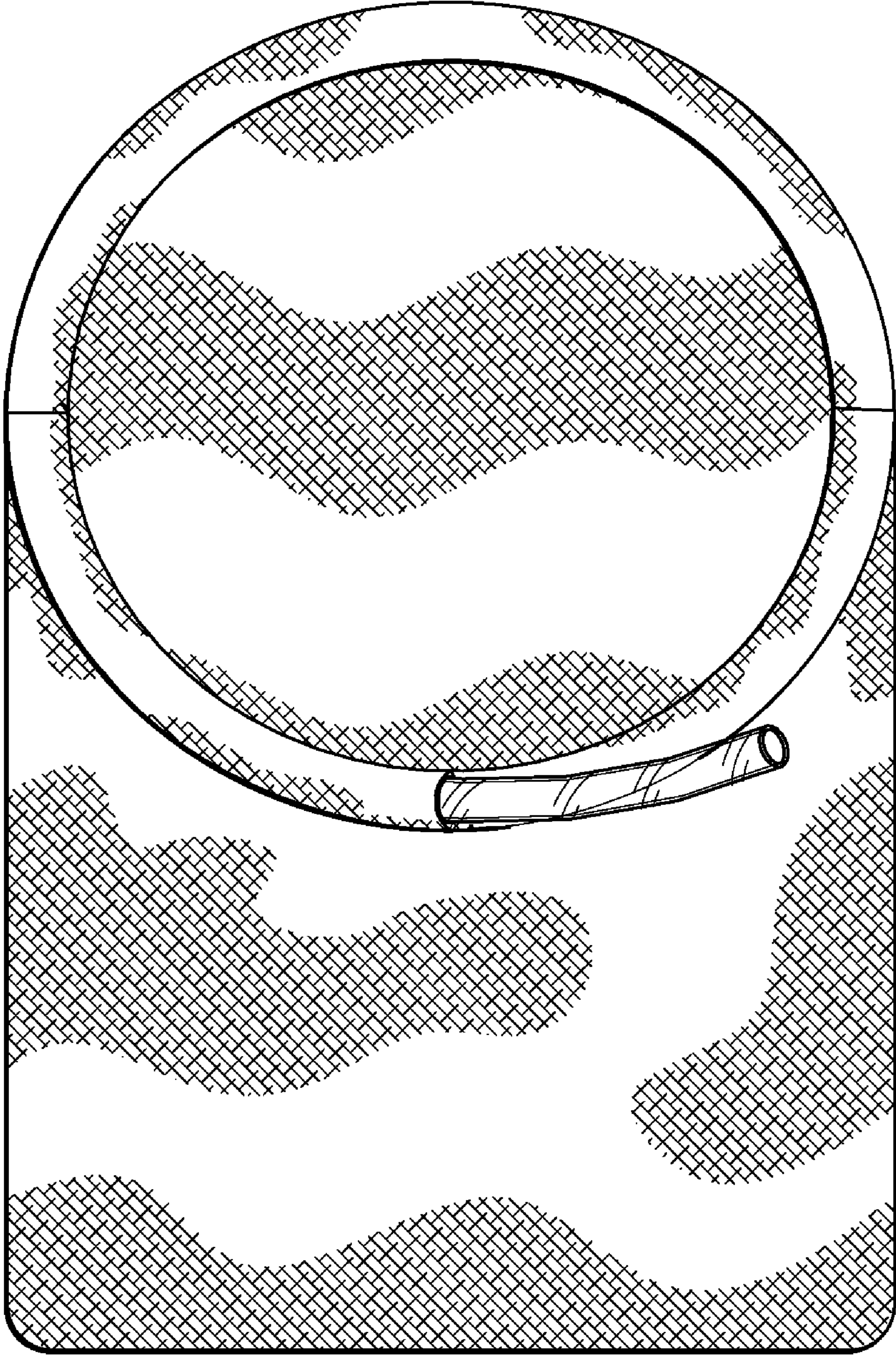


FIG. 7