



US00D632020S

(12) **United States Design Patent**
Onrot et al.

(10) **Patent No.:** **US D632,020 S**
(45) **Date of Patent:** **** Feb. 1, 2011**

(54) **COMPLIANT IMPACT PROTECTION PAD**

(75) Inventors: **Martin Paul Onrot**, Montréal (CA); **Iris Grant Onrot**, Tampa, FL (US)

(73) Assignee: **ComfiHips, LLC**, Tampa, FL (US)

(**) Term: **14 Years**

(21) Appl. No.: **29/363,842**

(22) Filed: **Jun. 15, 2010**

Related U.S. Application Data

(62) Division of application No. 12/401,265, filed on Mar. 10, 2009.

(51) **LOC (9) Cl.** **29-02**

(52) **U.S. Cl.** **D29/120.1**

(58) **Field of Classification Search** D29/100,
D29/101.1, 101.2, 101.3, 101.4, 101.5, 120.1,
D29/120.2, 121.1, 121.2, 122; D2/858, 712,
D2/901; D24/189, 190; 2/16, 20–24, 62,
2/267, 455, 459, 461–468, 910, 911; 602/3,
602/5, 6, 15, 23, 26

See application file for complete search history.

(56) **References Cited**

U.S. PATENT DOCUMENTS

3,044,075	A *	7/1962	Rawlings	2/22
3,447,163	A	6/1969	Bothwell et al.		
3,895,152	A	7/1975	Carlson et al.		
4,023,569	A	5/1977	Warnecke et al.		
4,422,183	A	12/1983	Landi et al.		
4,573,216	A *	3/1986	Wortberg	2/465
5,030,501	A	7/1991	Colvin et al.		
5,062,433	A	11/1991	Kummer		
5,105,473	A *	4/1992	Valtakari	2/461
D336,548	S *	6/1993	Zeller	D29/121.1
5,450,625	A	9/1995	Hu		
5,496,610	A	3/1996	Landi et al.		
5,501,891	A	3/1996	Saika et al.		
5,524,641	A	6/1996	Battaglia		
5,557,804	A	9/1996	Ovortrup et al.		

5,599,290	A	2/1997	Hayes et al.		
5,717,997	A	2/1998	Garcia		
5,722,093	A *	3/1998	Andresen	2/22
5,840,397	A	11/1998	Landi et al.		
6,093,468	A	7/2000	Toms et al.		
6,151,714	A	11/2000	Pratt		
6,195,809	B1 *	3/2001	Garcia	2/455
6,334,443	B1 *	1/2002	Olsen	128/846
6,347,413	B1	2/2002	Sciscente et al.		
6,519,781	B1	2/2003	Berns		
6,745,406	B2 *	6/2004	Ruane	2/465
6,859,948	B2	3/2005	Melts		
7,412,731	B1 *	8/2008	Brassill	2/456

(Continued)

Primary Examiner—Raphael Barkai
Assistant Examiner—Randall Gholson
(74) *Attorney, Agent, or Firm*—Arent Fox LLP

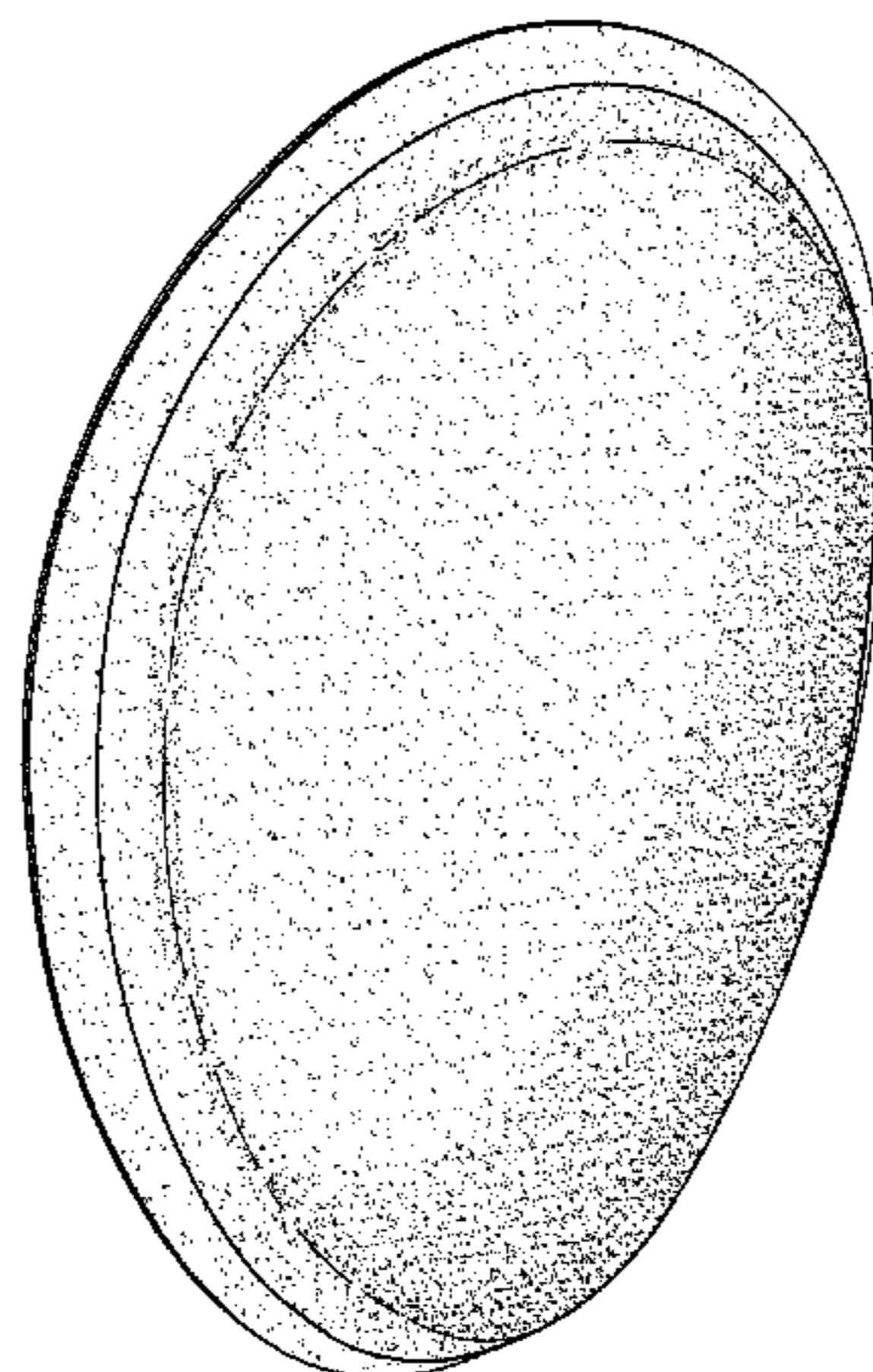
(57) **CLAIM**

The ornamental design for compliant impact protection pad, as shown and described.

DESCRIPTION

FIG. 1 is a perspective view of a compliant impact protection pad of the present invention;
FIG. 2 is a top plan view of a compliant impact protection pad shown in FIG. 1;
FIG. 3 is an end view of a compliant impact protection pad shown in FIG. 1;
FIG. 4 is a left side view of a compliant impact protection pad shown in FIG. 1, the right side view being a mirror image thereof; and,
FIG. 5 is a bottom view of a compliant impact protection pad shown in FIG. 1.

1 Claim, 4 Drawing Sheets



US D632,020 S

Page 2

U.S. PATENT DOCUMENTS

7,484,250 B2 *	2/2009	Chiang	2/465	2005/0033212 A1 *	2/2005	Scheinberg et al.	602/43
D618,357 S *	6/2010	Navies	D24/189	2005/0203454 A1	9/2005	Wiener	
2004/0049827 A1	3/2004	Melts		2006/0106356 A1 *	5/2006	McVicker et al.	604/385.01
2004/0168245 A1	9/2004	Goodwin		2006/0179545 A1 *	8/2006	Arensdorf et al.	2/227
				2009/0276943 A1 *	11/2009	Balolia	2/455

* cited by examiner

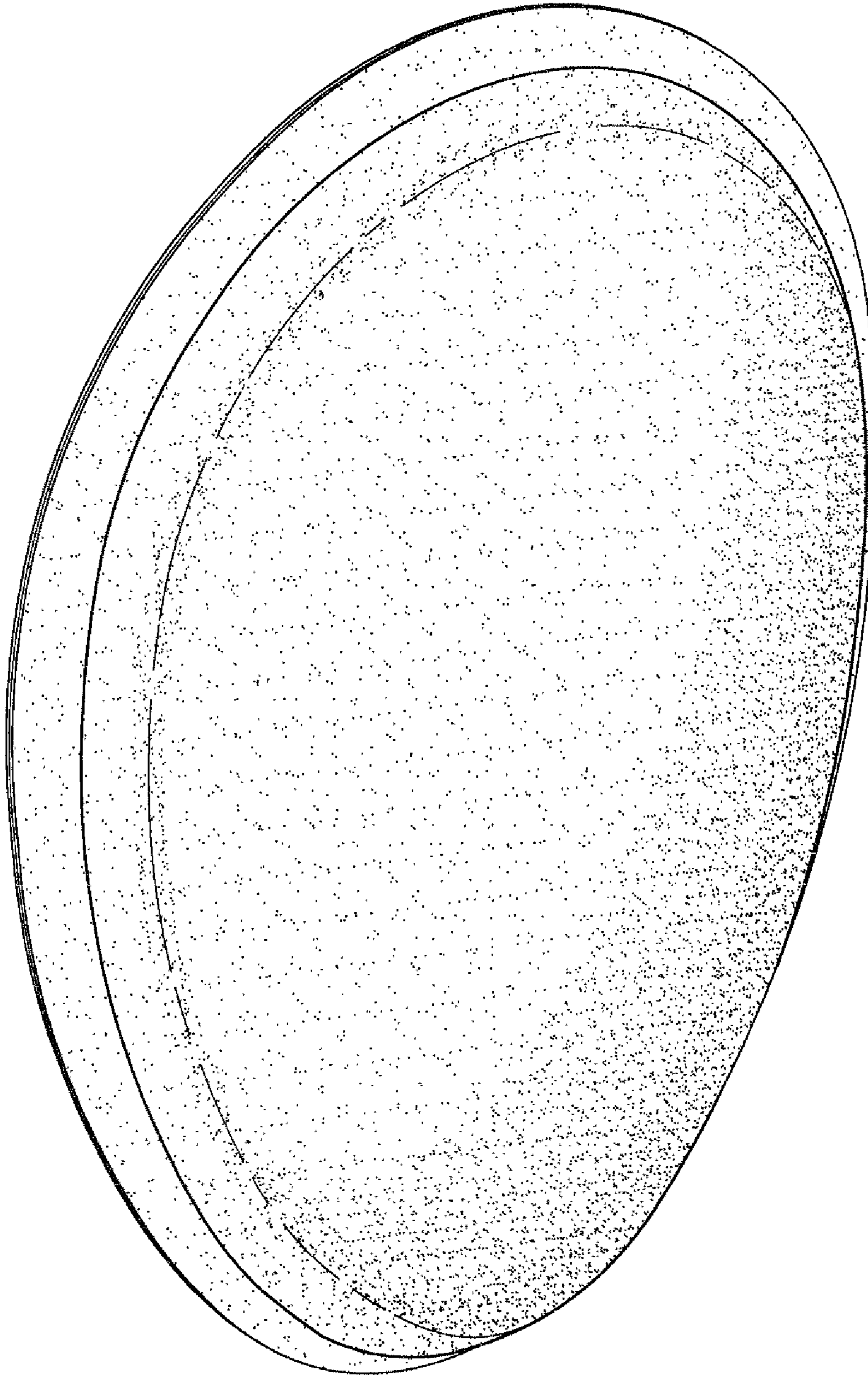


FIG. 1

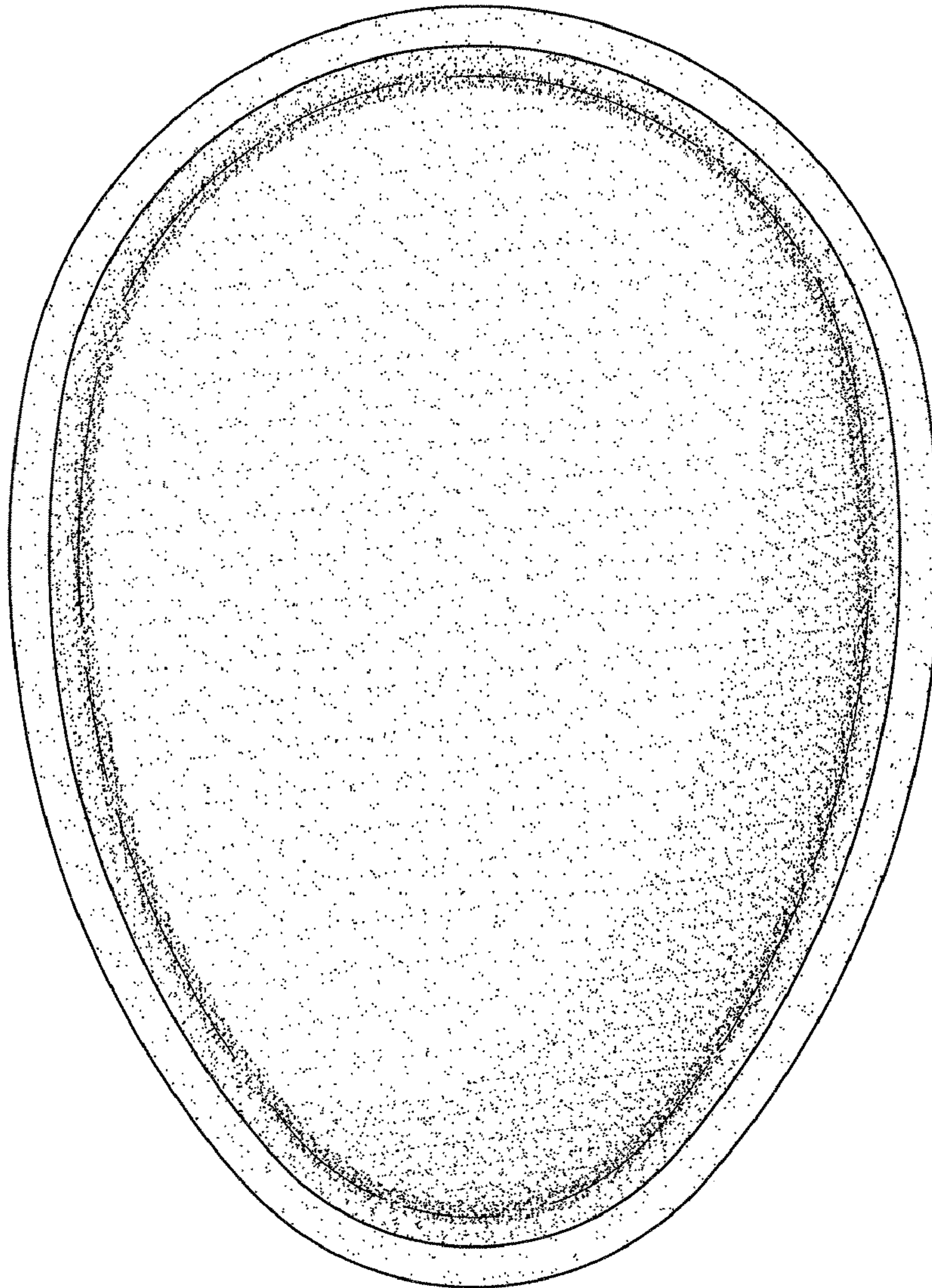


FIG. 2




FIG. 3



FIG. 4

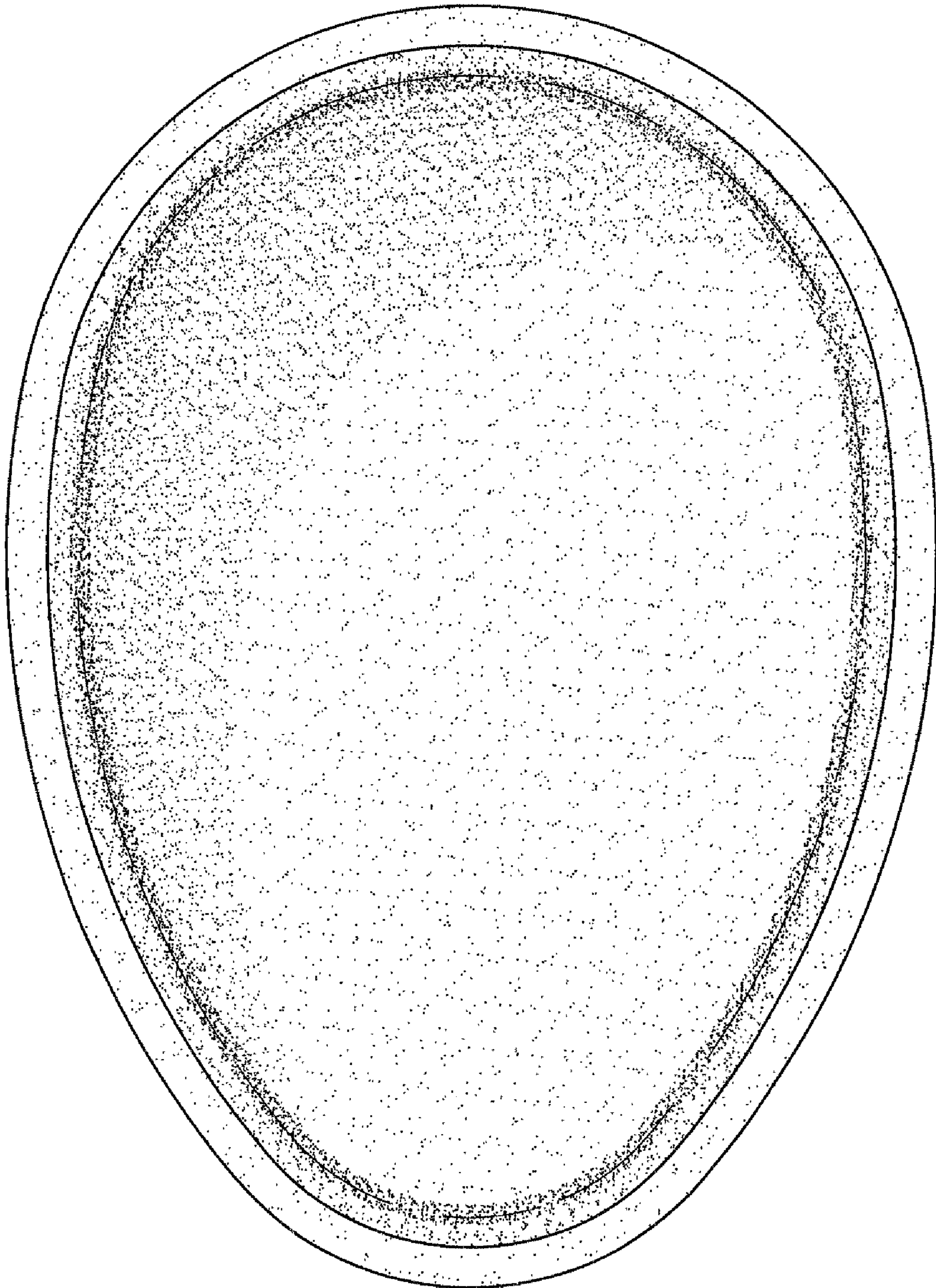


FIG. 5