



US00D632009S

(12) **United States Design Patent**
Bushre

(10) **Patent No.:** **US D632,009 S**

(45) **Date of Patent:** **** Feb. 1, 2011**

(54) **VEHICLE LAMP REFLECTOR**

D549,387 S * 8/2007 Special et al. D26/139
D609,947 S 2/2010 Coughaine et al.

(75) Inventor: **Adam L. Bushre**, Saranac, MI (US)

OTHER PUBLICATIONS

(73) Assignee: **Osram Sylvania Inc.**, Danvers, MA (US)

Applicants' co-pending application, U.S. Appl. No. 29/370,988, filed Sep. 29, 2010.

Applicants' co-pending application, U.S. Appl. No. 29/370,987, filed Sep. 29, 2010.

(**) Term: **14 Years**

* cited by examiner

(21) Appl. No.: **29/370,986**

Primary Examiner—Marcus A Jackson

(22) Filed: **Sep. 29, 2010**

(74) *Attorney, Agent, or Firm*—Edward S. Podszus

(51) **LOC (9) Cl.** **26-99**

(57) **CLAIM**

(52) **U.S. Cl.** **D26/139**

(58) **Field of Classification Search** D26/28-36,
D26/139; 362/61, 74, 147, 330, 331, 336,
362/372

The ornamental design for a vehicle lamp reflector, as shown and described.

See application file for complete search history.

DESCRIPTION

(56) **References Cited**

FIG. 1 is a front view of a vehicle lamp reflector;

FIG. 2 is a left side view thereof;

FIG. 3 is a rear view thereof; and,

FIG. 4 is a right side view thereof.


U.S. PATENT DOCUMENTS

6,530,683 B1 3/2003 Ohkohdo et al.

D523,168 S * 6/2006 Reed et al. D26/139

D542,463 S * 5/2007 Huang D26/139

1 Claim, 4 Drawing Sheets






FIG. 1




FIG. 2




FIG. 3




FIG. 4