

US00D631994S

(12) **United States Design Patent**  
**Pedersen**

(10) **Patent No.:** **US D631,994 S**

(45) **Date of Patent:** **\*\* Feb. 1, 2011**

(54) **WEDDING CEREMONY CANDLE SET**

D506,275 S \* 6/2005 Bernardo et al. .... D26/23  
D542,434 S \* 5/2007 Schofield ..... D26/11  
D526,421 S 8/2008 Konkle, Jr. et al.

(76) Inventor: **Mary J. Pedersen**, 1051 Arbor Grove Rd., Sugar Hill, GA (US) 30518

(\*\*) Term: **14 Years**

(21) Appl. No.: **29/350,559**

(22) Filed: **Nov. 18, 2009**

(51) **LOC (9) Cl.** ..... **26-01**

(52) **U.S. Cl.** ..... **D26/10**

(58) **Field of Classification Search** ..... D26/5,  
D26/6, 7, 9, 10, 11, 12, 13, 14, 15, 16, 17,  
D26/18, 19, 20, 21, 22, 23, 114-137; D11/117,  
D11/121, 125, 131; 428/7-9, 11; 431/291,  
431/311, 320, 298; 362/161-163, 351  
See application file for complete search history.

(56) **References Cited**

**U.S. PATENT DOCUMENTS**

D123,858 S \* 12/1940 Dreitzer ..... D7/523  
D271,056 S \* 10/1983 Perkins ..... D26/11  
D318,131 S \* 7/1991 Bonander ..... D26/11  
D384,429 S \* 9/1997 Vanbragt ..... D26/11  
D409,444 S \* 5/1999 Pelz et al. .... D7/523  
D437,656 S \* 2/2001 Galtt et al. .... D26/114  
D460,894 S \* 7/2002 Ziegenfus et al. .... D7/523  
6,511,314 B2 1/2003 Johnson

\* cited by examiner

*Primary Examiner*—T. Chase Nelson

*Assistant Examiner*—Ania K Dworzecka

(74) *Attorney, Agent, or Firm*—George R. Reardon

(57) **CLAIM**

The ornamental design for a wedding ceremony candle set, as shown and described.

**DESCRIPTION**

FIG. 1 is a perspective view of a wedding ceremony candle set, showing my new design;

FIG. 2 is a front elevational view thereof, the right side view, left side view and the rear view are identical to FIG. 2;

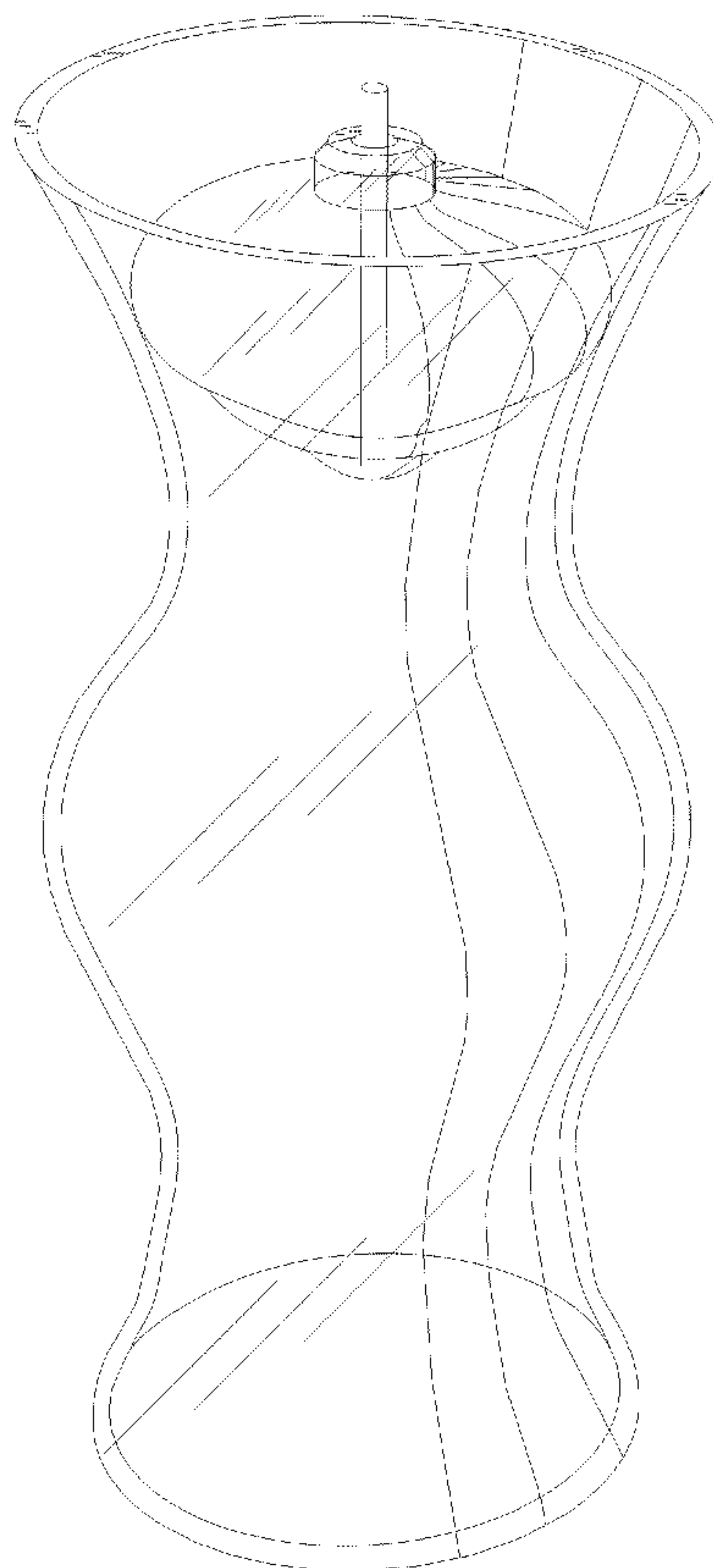
FIG. 3 is a top plan view thereof;

FIG. 4 is a bottom plan view thereof; and,

FIG. 5 is an exploded view thereof.

The broken lines showing a wick in the views depict unclaimed subject matter only and form no part of the claimed design.

**1 Claim, 5 Drawing Sheets**






FIG. 1




FIG. 2

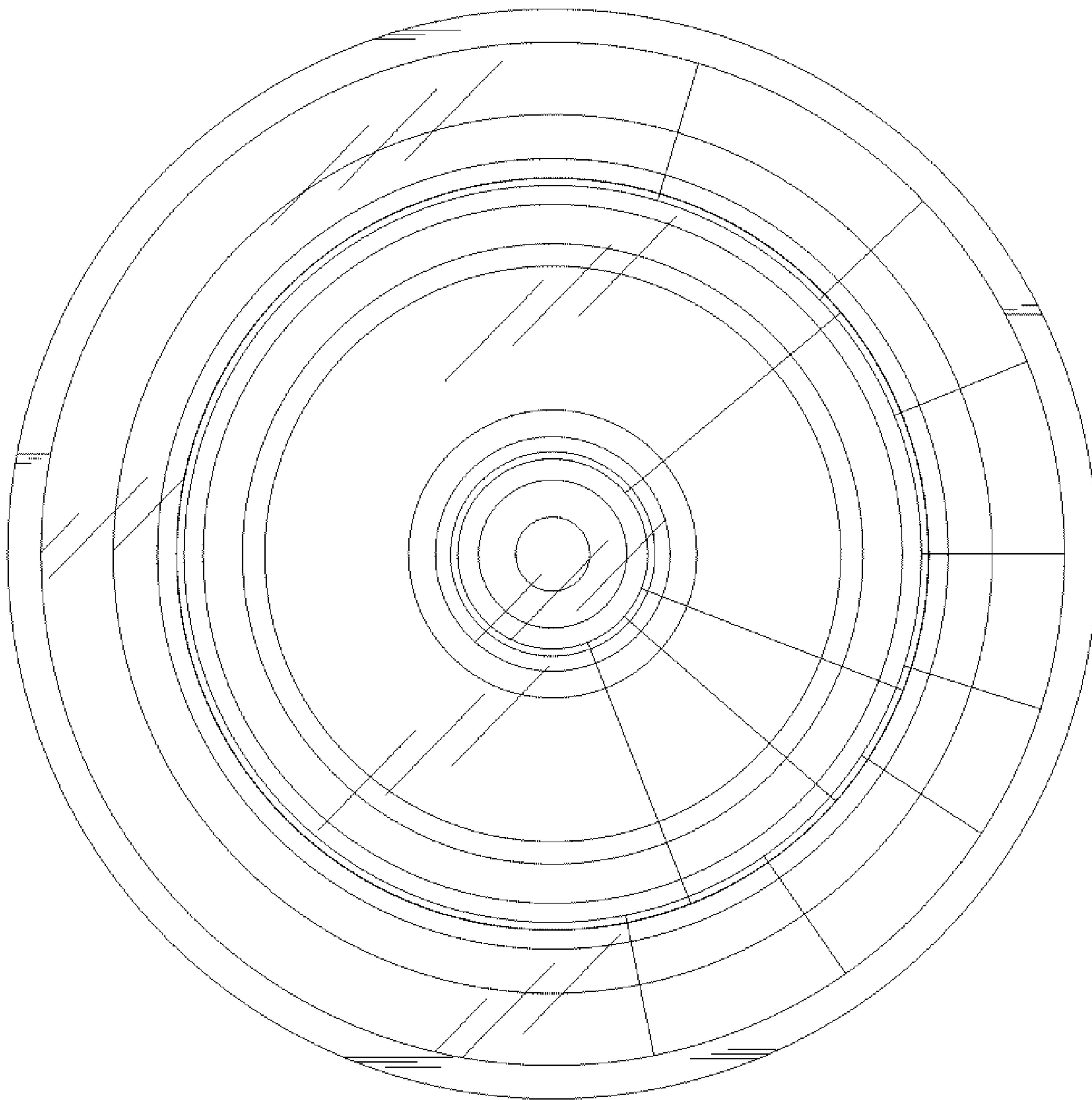


FIG. 3

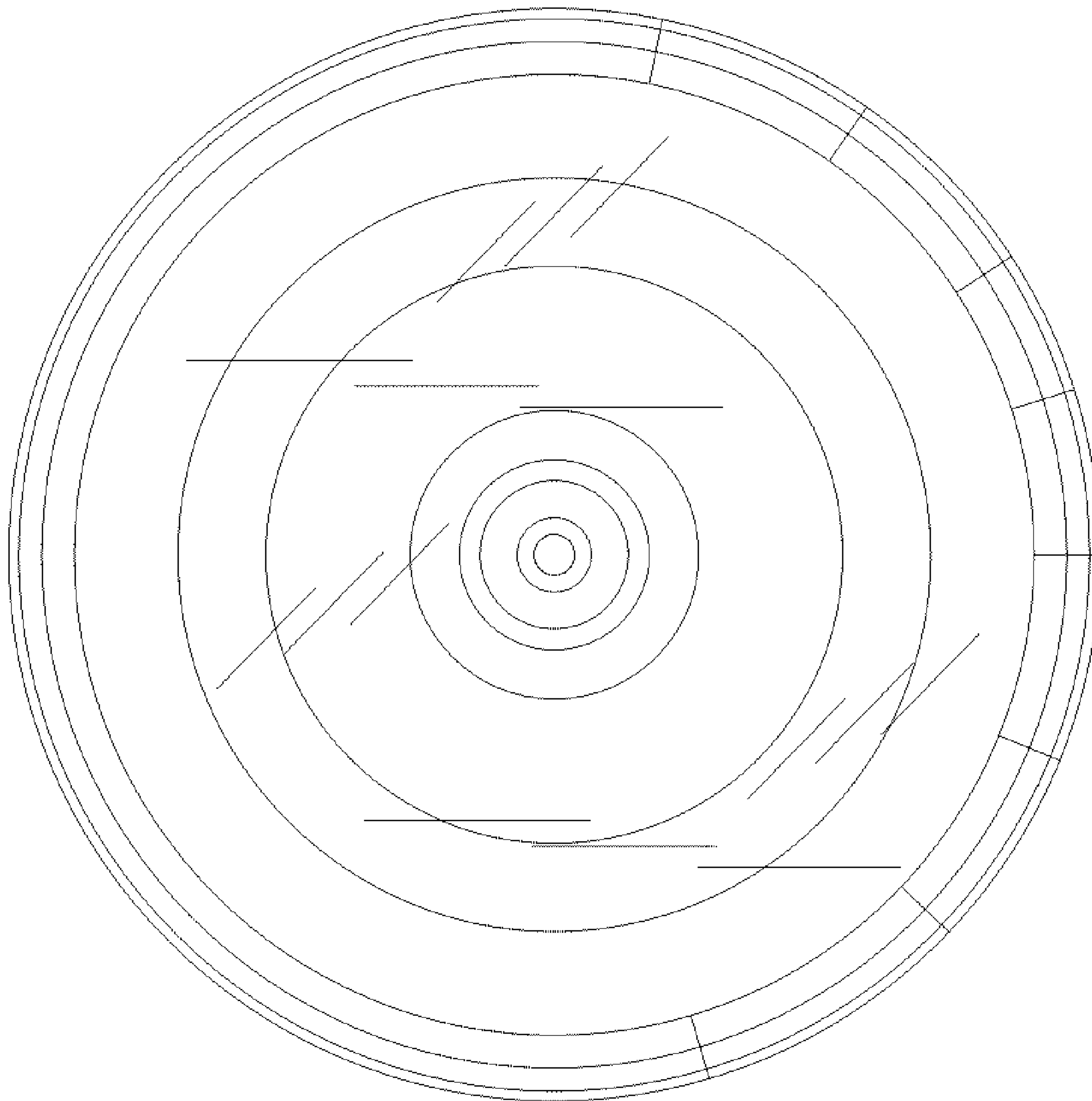


FIG. 4

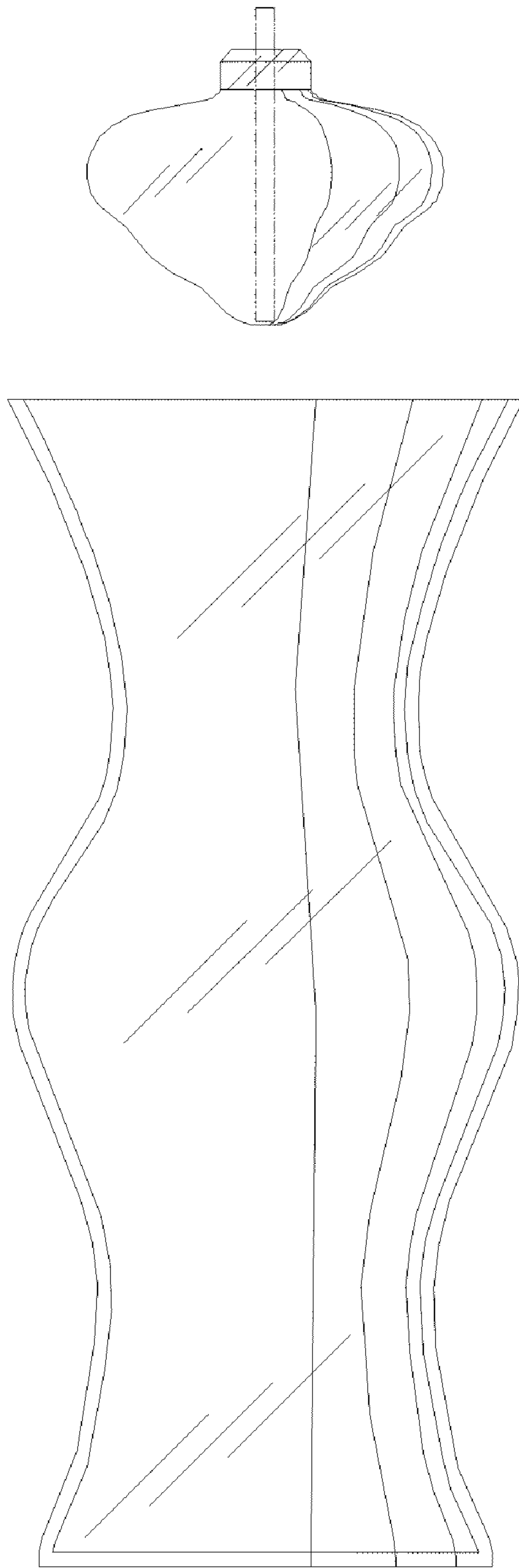


FIG. 5