

US00D631982S

(12) **United States Design Patent**
Mugge et al.

(10) **Patent No.:** **US D631,982 S**
(45) **Date of Patent:** **** Feb. 1, 2011**

(54) **MOLDED SURFACE OF A CONCRETE PRODUCT**

1,086,975 A 2/1914 Aaronson
1,166,312 A 12/1915 Barten
1,564,490 A 12/1925 Parkhurst
1,574,125 A 2/1926 Sharpe

(75) Inventors: **Jimmie L. Mugge**, Inver Grove Heights, MN (US); **Jay J. Johnson**, Star Prairie, WI (US)

(Continued)

(73) Assignee: **Anchor Wall Systems, Inc.**, Minnetonka, MN (US)

FOREIGN PATENT DOCUMENTS

DE 196 34 499 A1 3/1998

(**) Term: **14 Years**

(Continued)

(21) Appl. No.: **29/370,125**

OTHER PUBLICATIONS

(22) Filed: **Jun. 8, 2010**

“Kobra Slab Molds: Optimum Slab Production on Big Board Machines, Design and benefits,” *Kobra*, 2 pages, published before Aug. 6, 2007.

(Continued)

Related U.S. Application Data

(62) Division of application No. 29/352,541, filed on Dec. 22, 2009, now Pat. No. Des. 619,735, which is a division of application No. 29/313,756, filed on Feb. 6, 2009, now Pat. No. Des. 609,821, which is a division of application No. 29/276,245, filed on Jan. 19, 2007, now Pat. No. Des. 588,713.

Primary Examiner—T. Chase Nelson

Assistant Examiner—Anhdao Doan

(74) *Attorney, Agent, or Firm*—Merchant & Gould P.C.

(51) **LOC (9) Cl.** **25-01**

(52) **U.S. Cl.** **D25/113**

(58) **Field of Classification Search** D25/102,
D25/112–118, 136, 138, 151, 152, 162, 164;
D21/484–491, 499–502; 405/16, 17, 33,
405/35, 286; 52/503–505, 574, 575, 596–612;
404/29–31, 34

See application file for complete search history.

(57) **CLAIM**

The ornamental design for a molded surface of a concrete product, as shown and described.

DESCRIPTION

FIG. 1 is a perspective view of a molded surface of a concrete product;

FIG. 2 is a front elevational view thereof;

FIG. 3 is a top view thereof;

FIG. 4 is a bottom view thereof;

FIG. 5 is a right side view thereof; and,

FIG. 6 is a left side view thereof.

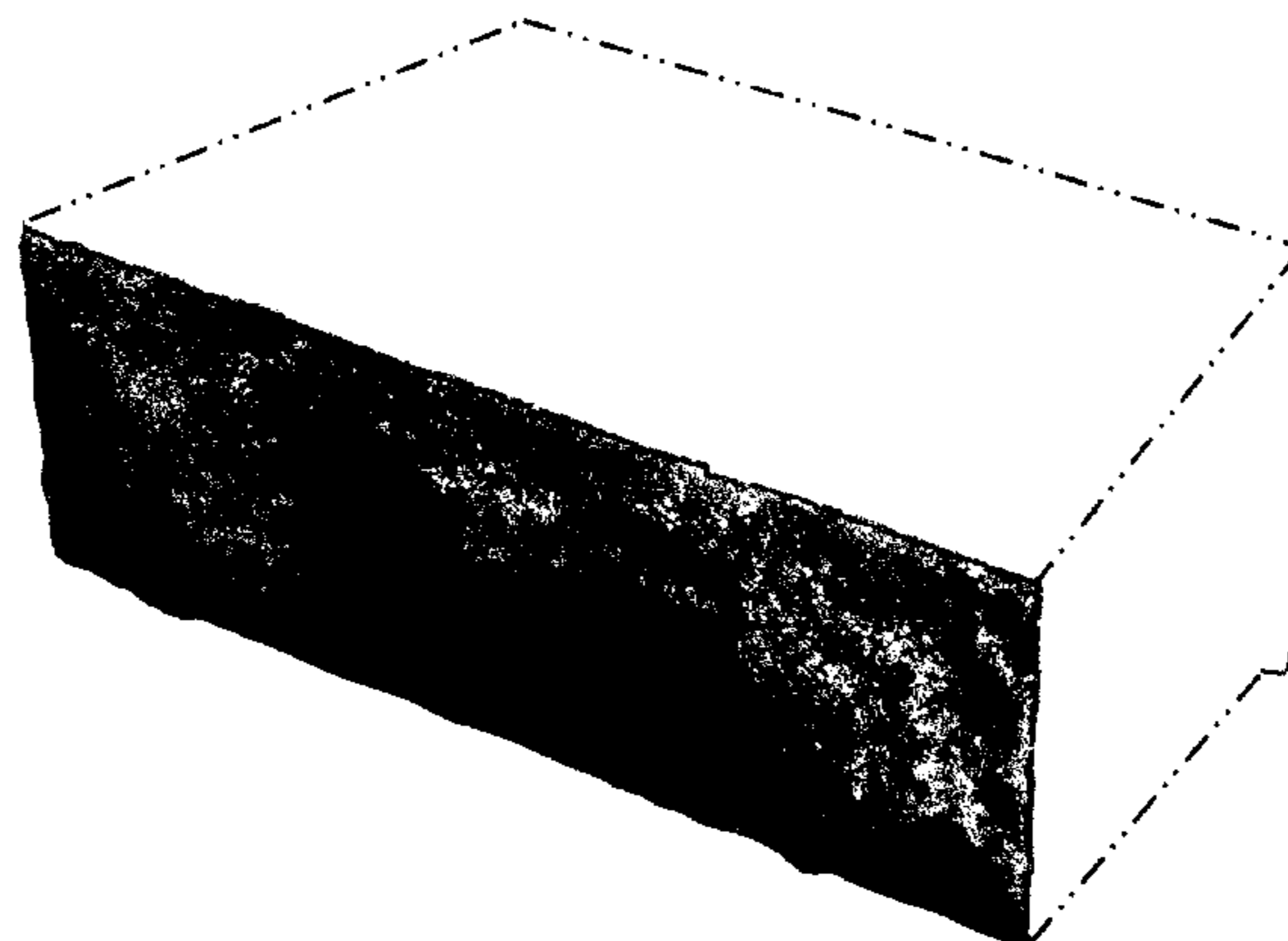
The broken lines in the drawing views are included for the purpose of illustrating portions of the molded surface of a concrete product that form no part of the claimed design

(56) **References Cited**

U.S. PATENT DOCUMENTS

415,773 A 11/1889 Fiske
D20,287 S 11/1890 Lewis
D21,522 S 5/1892 Lewis
799,754 A 9/1905 Petrie
803,014 A 10/1905 McIlravy
813,901 A 2/1906 Leming et al.
819,055 A 5/1906 Fisher
824,235 A 6/1906 Damon
838,278 A 12/1906 Schwartz

1 Claim, 6 Drawing Sheets



US D631,982 S

Page 2

U.S. PATENT DOCUMENTS

1,596,165	A	8/1926	Evans
1,693,852	A	12/1928	McQuain
1,751,272	A	3/1930	Forman
1,776,999	A	9/1930	Jensen
1,982,730	A	12/1934	Erkman
2,038,205	A	4/1936	Case
2,313,363	A	3/1943	Schmitt
2,457,368	A	12/1948	Hanson
2,517,432	A	8/1950	Hornberger
2,570,384	A	10/1951	Russell
2,682,093	A	6/1954	Clanton
2,819,495	A	1/1958	Knausz
2,882,689	A	4/1959	Huch et al.
D190,779	S	6/1961	Stekl
3,013,321	A	12/1961	McElroy
3,204,316	A	9/1965	Jackson
3,277,551	A	10/1966	Sekiguchi
3,425,105	A	2/1969	Gulde
3,530,553	A	9/1970	Engle et al.
3,669,402	A	6/1972	Paulson
3,694,128	A	9/1972	Foxen
3,731,899	A	5/1973	Nuzzo
3,795,721	A	3/1974	Gilbert et al.
3,809,049	A	5/1974	Fletcher et al.
3,918,877	A	11/1975	Pickett
3,940,229	A	2/1976	Hutton
3,981,953	A	9/1976	Haines
4,050,864	A	9/1977	Komaki
4,063,866	A	12/1977	Lurbiecki
4,178,340	A	12/1979	Hyytinen
4,272,230	A	6/1981	Abate
4,784,821	A	11/1988	Leopold
4,802,836	A	2/1989	Whissell
4,869,660	A	9/1989	Ruckstuhl
4,902,211	A	2/1990	Svanholm
4,909,717	A	3/1990	Pardo
D317,048	S	5/1991	Forsberg
D317,209	S	5/1991	Forsberg
D319,885	S	9/1991	Blomquist et al.
D321,060	S	10/1991	Blomquist et al.
5,056,998	A	10/1991	Goossens
5,078,940	A	1/1992	Sayles
5,183,616	A	2/1993	Hedrick
D341,215	S	11/1993	Blomquist et al.
5,366,676	A	11/1994	Kobayashi
5,372,676	A	12/1994	Lowe
5,435,949	A	7/1995	Hwang
5,484,236	A	1/1996	Gravier
5,534,214	A	7/1996	Sakamoto et al.
5,598,679	A	2/1997	Orton et al.
D379,669	S	6/1997	Karanikas
5,651,912	A	7/1997	Mitsumoto et al.

5,735,094	A	4/1998	Zember
5,756,131	A	5/1998	Suh
5,816,749	A	10/1998	Bailey, II
5,827,015	A	10/1998	Woolford et al.
D402,380	S	* 12/1998	Komoroski D25/164
5,887,399	A	3/1999	Shaw et al.
D429,004	S	8/2000	Strand et al.
D435,304	S	12/2000	Rainey
D437,422	S	2/2001	Bolles et al.
D438,640	S	3/2001	Bolles et al.
D445,512	S	7/2001	Sievert
D448,856	S	10/2001	Boone
6,321,740	B1	11/2001	Scherer et al.
D458,693	S	6/2002	Sievert
D464,145	S	10/2002	Scherer
D466,619	S	12/2002	Britton
D468,449	S	1/2003	Britton
D477,091	S	7/2003	Manthei
D479,002	S	8/2003	Nordstrand
D479,003	S	8/2003	Nordstrand
D482,133	S	11/2003	Scherer et al.
D500,864	S	1/2005	Klettenberg et al.
D511,578	S	11/2005	Mugge et al.
D529,628	S	10/2006	Mugge et al.
D530,831	S	10/2006	Mugge et al.
D538,946	S	3/2007	Mugge et al.
D541,951	S	5/2007	Mugge et al.
D584,423	S	1/2009	Mugge
D585,567	S	1/2009	Mugge et al.
D588,713	S	3/2009	Mugge et al.
D589,165	S	* 3/2009	Manthei et al. D25/113
D598,135	S	8/2009	Mugge et al.
D609,821	S	2/2010	Mugge et al.
2003/0126821	A1	7/2003	Scherer et al.
2004/0218985	A1	11/2004	Klettenberg et al.

FOREIGN PATENT DOCUMENTS

DE	100 02 390	A1	7/2001
GB	944066		12/1963
GB	2 232 114	A	12/1990
GB	2092493		5/2000
GB	2092499		5/2000
GB	2092500		5/2000
GB	2092501		5/2000
WO	WO 2003/060251	A1	7/2003

OTHER PUBLICATIONS

“Slab Molds, Dream Molds,” *Kobra Formen GmbH*, 2 pages, published before Aug. 6, 2007.
Office Action in Australia (Examination Report No. 1) for corresponding AU Design Reg. 307701, dated Mar. 14, 2007.

* cited by examiner




FIG. 1




FIG. 2




FIG. 3




FIG. 4




FIG. 5




FIG. 6