



US00D631981S

(12) **United States Design Patent**
Henry

(10) **Patent No.:** **US D631,981 S**

(45) **Date of Patent:** **** Feb. 1, 2011**

(54) **CLIMBING STEP**

(76) **Inventor:** **Vance Jackson Henry**, 1874 Shoals Rd.,
Mitchell, GA (US) 30820

(**) **Term:** **14 Years**

(21) **Appl. No.:** **29/362,680**

(22) **Filed:** **May 28, 2010**

(51) **LOC (9) Cl.** **25-04**

(52) **U.S. Cl.** **D25/69**

(58) **Field of Classification Search** D25/68,
D25/69; 182/133, 135; 248/210, 238
See application file for complete search history.

(56) **References Cited**

U.S. PATENT DOCUMENTS

| | | | | |
|-----------|------|---------|-----------------|---------|
| 4,000,788 | A | 1/1977 | Burgess et al. | |
| 4,103,856 | A * | 8/1978 | Riblet | 248/246 |
| D254,272 | S * | 2/1980 | Having | D25/69 |
| 4,413,706 | A | 11/1983 | Michael | |
| 4,415,061 | A | 11/1983 | Meyer | |
| 4,422,527 | A | 12/1983 | Schultz et al. | |
| 4,449,612 | A | 5/1984 | Southard | |
| 4,618,028 | A | 10/1986 | Dale | |
| 4,620,610 | A | 11/1986 | Southard | |
| 4,669,575 | A | 6/1987 | Skyba | |
| 4,697,669 | A | 10/1987 | Bergsten | |
| 4,700,807 | A | 10/1987 | Kubiak | |
| 4,775,030 | A | 10/1988 | Wright | |
| D303,155 | S | 8/1989 | Ayers | |
| 4,867,272 | A | 9/1989 | Troubridge | |
| 5,086,873 | A | 2/1992 | George | |
| 5,279,388 | A | 1/1994 | Laughlin et al. | |
| 5,361,869 | A | 11/1994 | Ledbetter | |
| 5,881,837 | A | 3/1999 | Leicht | |
| 5,908,084 | A | 6/1999 | Laurin et al. | |
| 5,944,139 | A | 8/1999 | Kozial | |
| 6,382,356 | B1 * | 5/2002 | Skinner et al. | 182/133 |

| | | | | |
|--------------|-----|---------|----------------|--------|
| 6,431,315 | B1 | 8/2002 | Lewis | |
| 6,439,343 | B1 | 8/2002 | Jorges et al. | |
| 6,726,162 | B1 | 4/2004 | Winter | |
| 6,729,437 | B1 | 5/2004 | Apple | |
| D490,907 | S * | 6/2004 | Peacock et al. | D25/69 |
| 7,066,298 | B1 | 6/2006 | Mackinnon | |
| 7,134,524 | B2 | 11/2006 | Sprague | |
| 7,264,011 | B2 | 9/2007 | Cohen | |
| 2002/0121406 | A1 | 9/2002 | Summers | |
| 2007/0089928 | A1 | 4/2007 | Evans | |
| 2009/0045012 | A1 | 2/2009 | Mencl | |

* cited by examiner

Primary Examiner—Doris Clark

(74) *Attorney, Agent, or Firm*—Dority & Manning, P.A.

(57) **CLAIM**

The ornamental design for a climbing step, as shown and described.

DESCRIPTION

FIG. 1 is a right side view of the climbing step according to the present invention.

FIG. 2 is a top side view of the climbing step illustrated in FIG. 1.

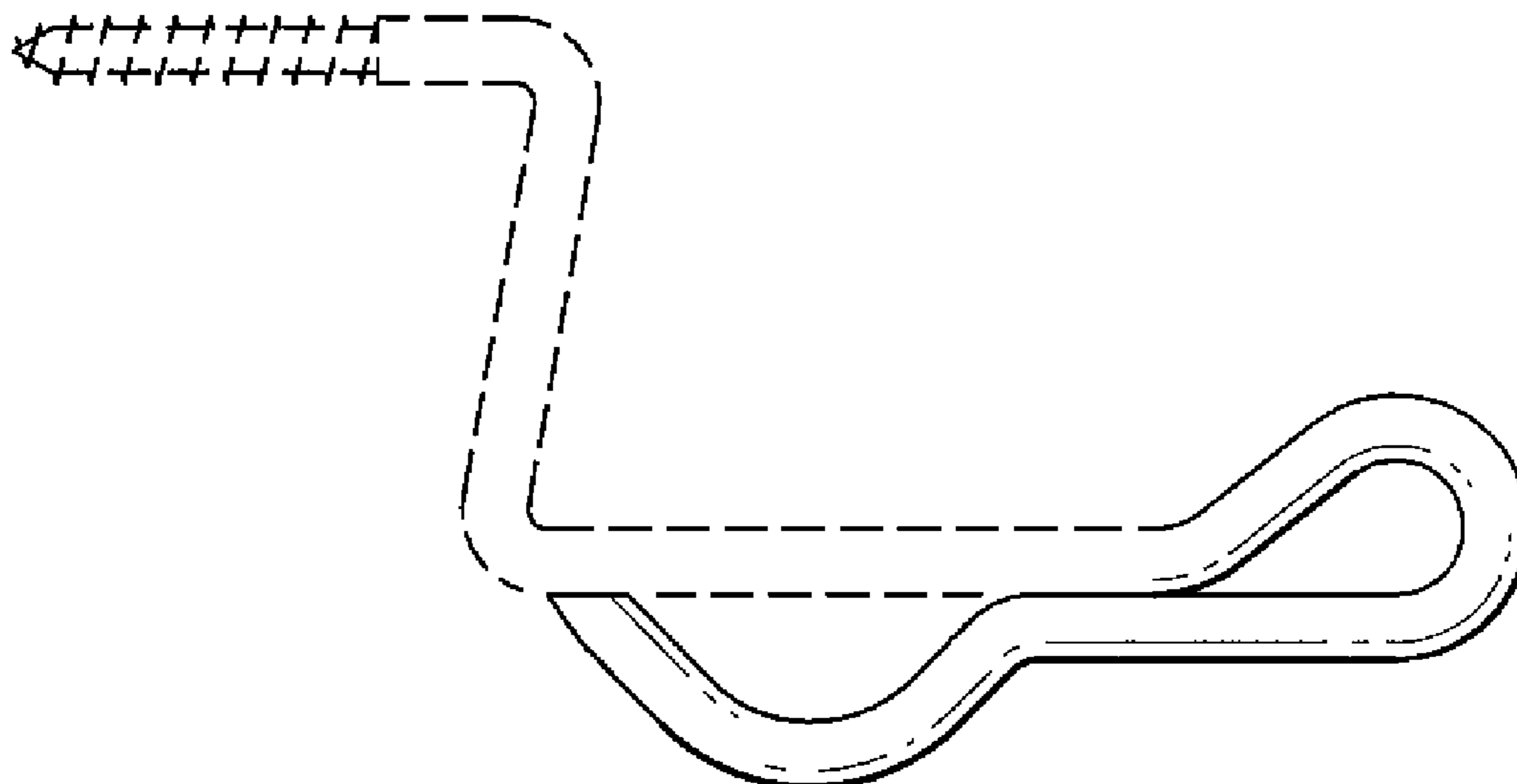
FIG. 3 is a bottom side view of the climbing step illustrated in FIG. 1.

FIG. 4 is a front side view of the climbing step illustrated in FIG. 1; and,

FIG. 5 is a rear side view of the climbing step illustrated in FIG. 1.

The left side view of the climbing step according to the present invention is a mirror image of the right side view, and thus is omitted from the Specification. The broken lines illustrate portions of the design that form no part of the claim.

1 Claim, 1 Drawing Sheet



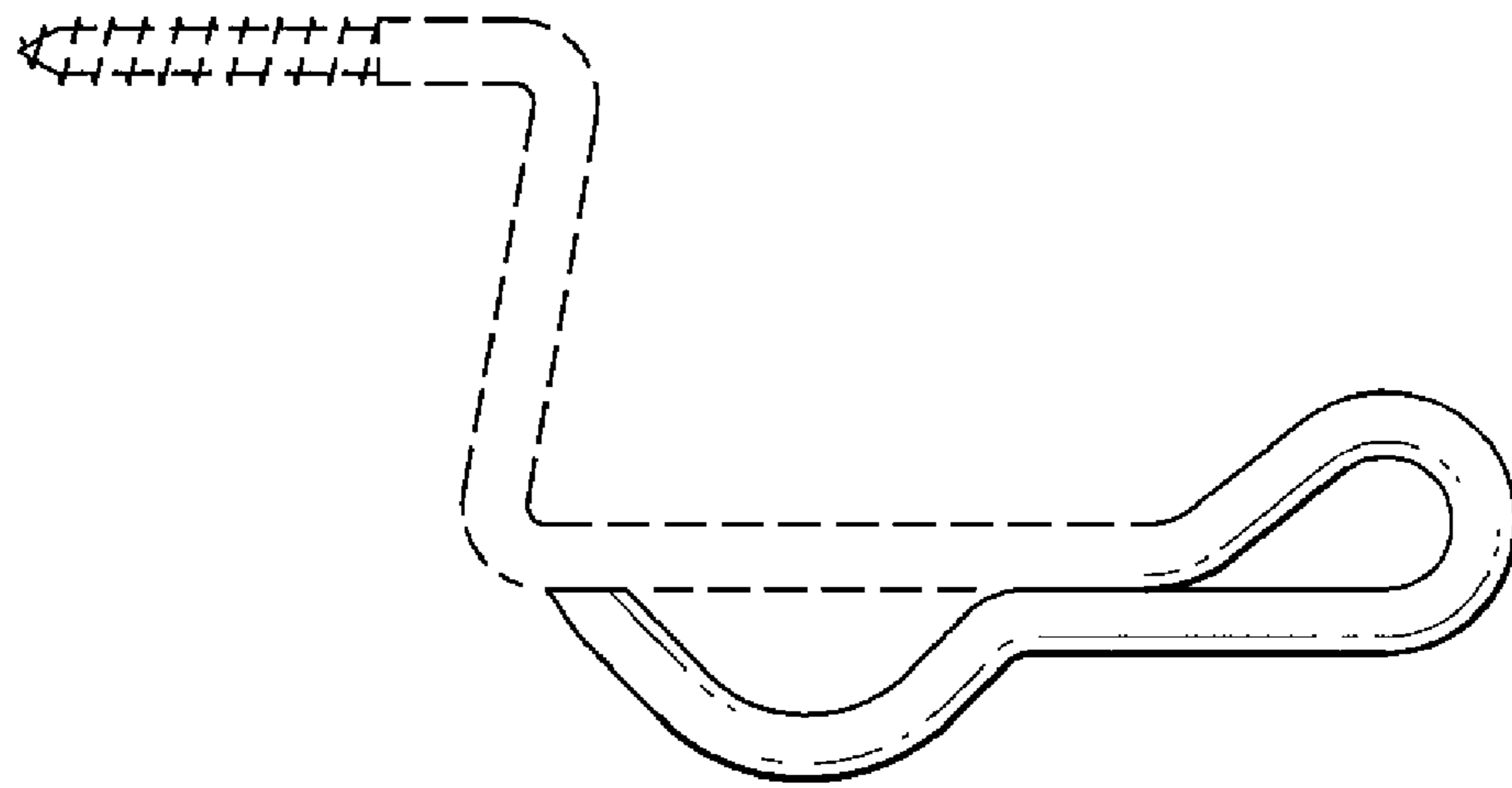


FIG. -1-

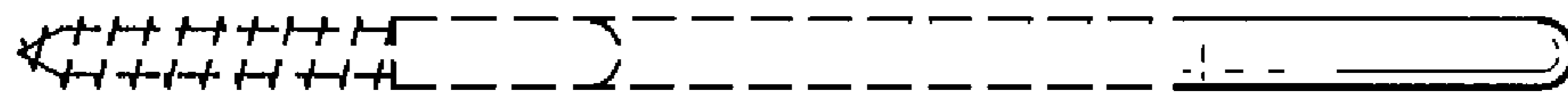


FIG. -2-

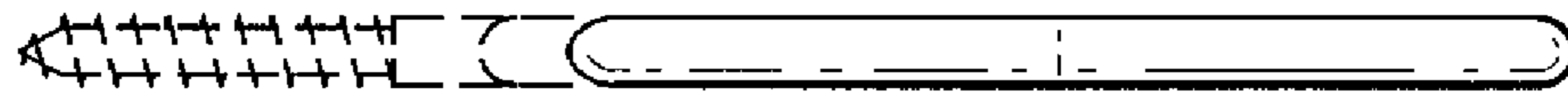


FIG. -3-



FIG. -4-



FIG. -5-