



US00D631973S

(12) **United States Design Patent**  
**Imboden et al.**

(10) **Patent No.:** **US D631,973 S**

(45) **Date of Patent:** **\*\* Feb. 1, 2011**

(54) **MESSAGE DEVICE**

(75) Inventors: **Ethan F. Imboden**, San Francisco, CA (US); **Yves Behar**, San Francisco, CA (US); **Josh Morenstein**, San Francisco, CA (US); **Jeff Wyatt**, Bozeman, MT (US)

(73) Assignee: **Jimmyjane, Inc.**, San Francisco, CA (US)

(\*\*) Term: **14 Years**

(21) Appl. No.: **29/342,531**

(22) Filed: **Aug. 26, 2009**

(51) **LOC (9) Cl.** ..... **28-03**

(52) **U.S. Cl.** ..... **D24/215**

(58) **Field of Classification Search** ..... D24/200, D24/204, 206, 211–215, 201; 601/19, 22, 601/27, 28, 29, 30, 31, 39, 46, 56, 63, 68, 601/72, 80, 125, 135, 157, 169, DIG. 12, 601/DIG. 14, DIG. 16, DIG. 17; D6/335, D6/336; D21/685

See application file for complete search history.

(56) **References Cited**

**U.S. PATENT DOCUMENTS**

D345,801 S *	4/1994	Bosch	.....	D24/200
5,704,902 A *	1/1998	Vandenbelt et al.	.....	601/72
D454,959 S *	3/2002	Harris et al.	.....	D24/215
D466,217 S *	11/2002	Harris et al.	.....	D24/215
D466,612 S *	12/2002	Harris et al.	.....	D24/215
D476,087 S *	6/2003	Dirks et al.	.....	D24/215
D485,910 S *	1/2004	Chan	.....	D24/215
D509,301 S *	9/2005	Talbot et al.	.....	D24/215
D517,218 S *	3/2006	Kalen	.....	D24/215

D523,562 S *	6/2006	Telford	.....	D24/215
D539,917 S *	4/2007	Park	.....	D24/215
D546,958 S *	7/2007	Kim	.....	D24/215
D571,926 S *	6/2008	Wu	.....	D24/215
D574,504 S *	8/2008	Imboden et al.	.....	D24/215
D576,769 S *	9/2008	McGarity	.....	D28/73
D583,064 S *	12/2008	Ferber et al.	.....	D24/215
D586,469 S *	2/2009	Henry	.....	D24/200
D597,211 S *	7/2009	Ewing et al.	.....	D24/187
D610,695 S *	2/2010	Forte	.....	D24/211
D612,511 S *	3/2010	Mills et al.	.....	D24/212
2007/0179412 A1 *	8/2007	Imboden et al.	.....	601/72
2007/0179414 A1 *	8/2007	Imboden et al.	.....	601/72
2008/0306417 A1 *	12/2008	Imboden et al.	.....	601/134

\* cited by examiner

*Primary Examiner*—Sandra Snapp

(74) *Attorney, Agent, or Firm*—Winston & Strawn LLP

(57) **CLAIM**

The ornamental design for a massage device, as shown and described.

**DESCRIPTION**

FIG. 1 is a front perspective view of a massage device according to my new design;

FIG. 2 is a front view of the massage device of FIG. 1;

FIG. 3 is a rear view of the massage device of FIG. 1;

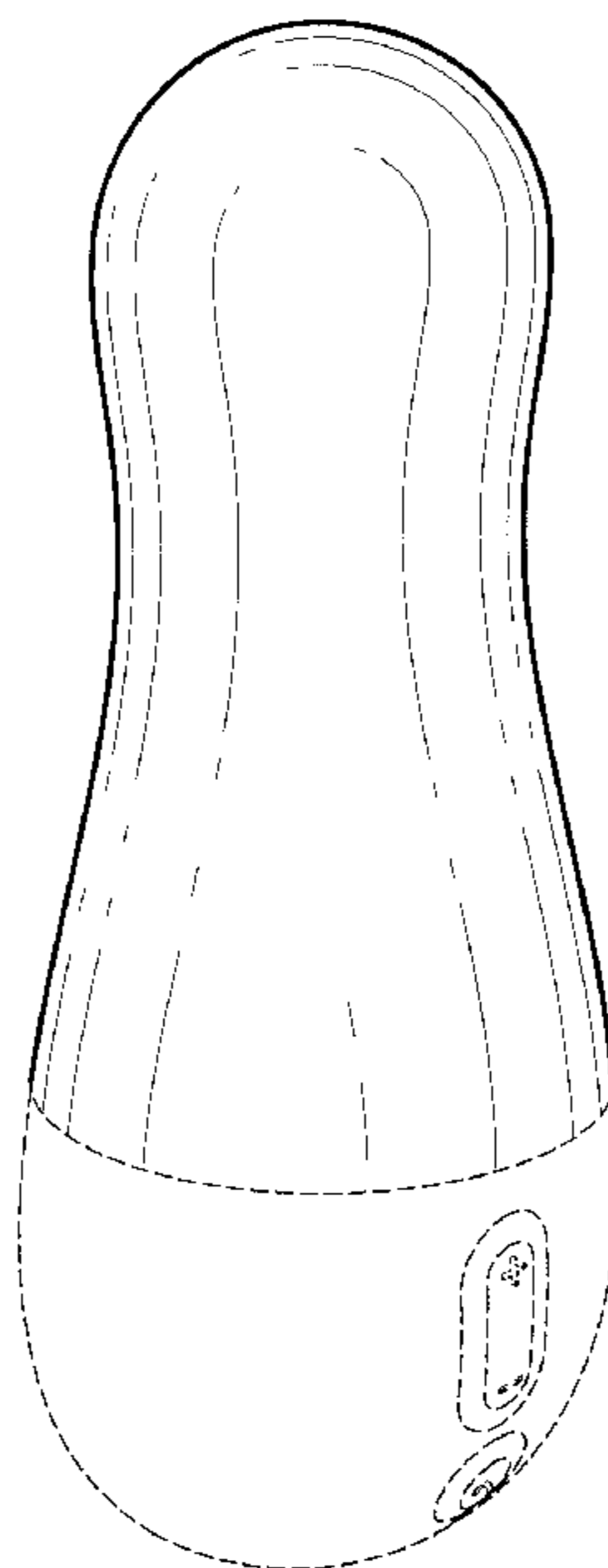
FIG. 4 is a side view of the massage device of FIG. 1, to which an opposite side view is a mirror image thereof;

FIG. 5 is a top view of the massage device of FIG. 1; and,

FIG. 6 is a bottom view of the massage device of FIG. 1.

Elements shown in broken lines show environmental structures of the massage device and form no part of our design.

**1 Claim, 6 Drawing Sheets**



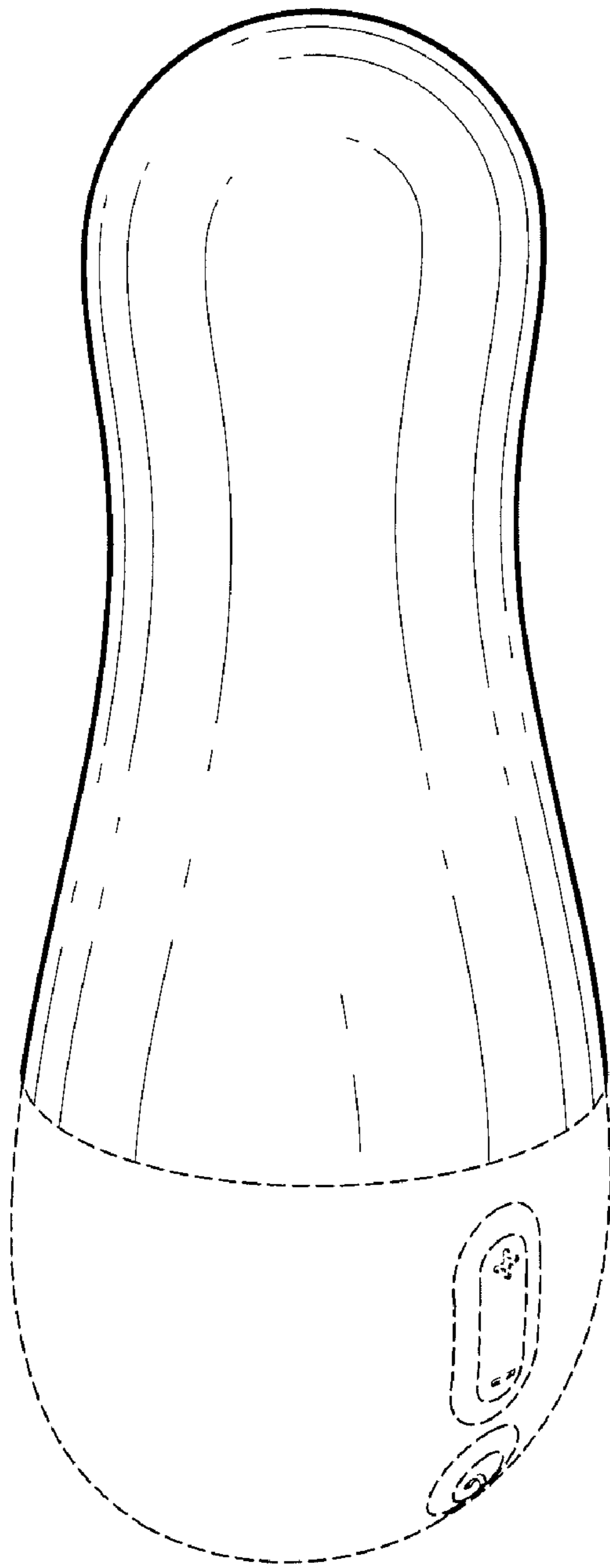


FIG. 1

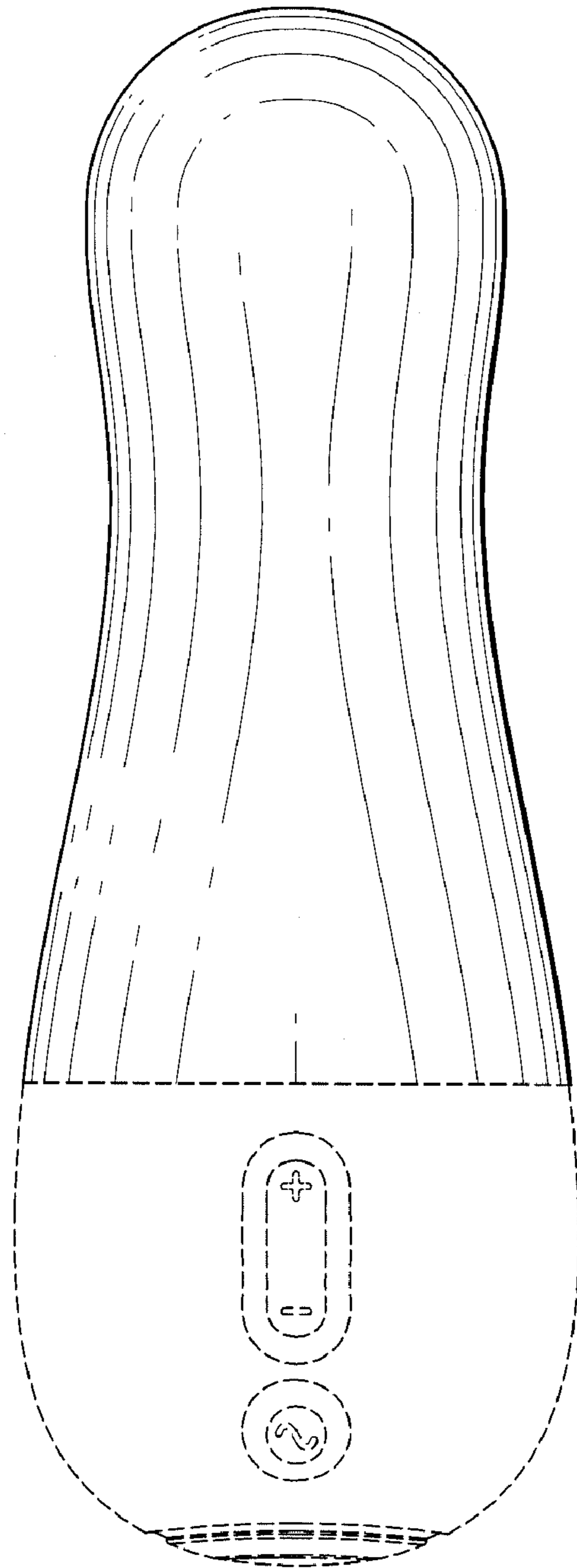


FIG. 2

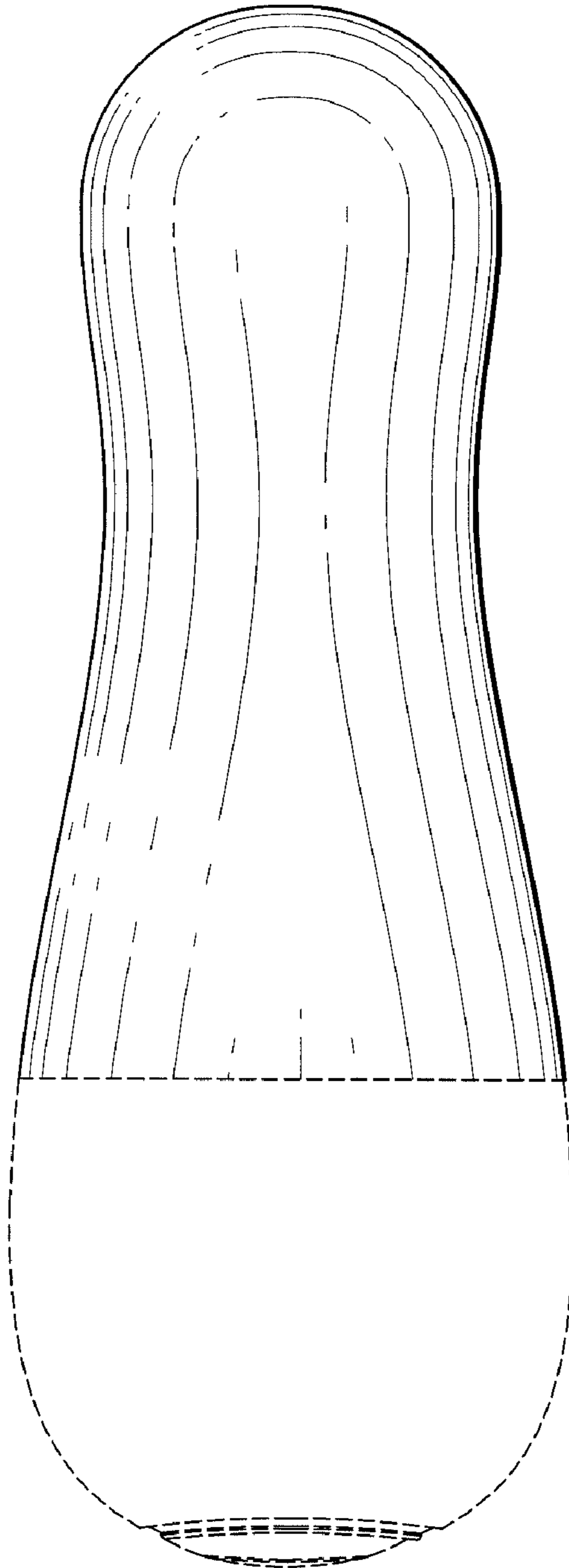


FIG. 3

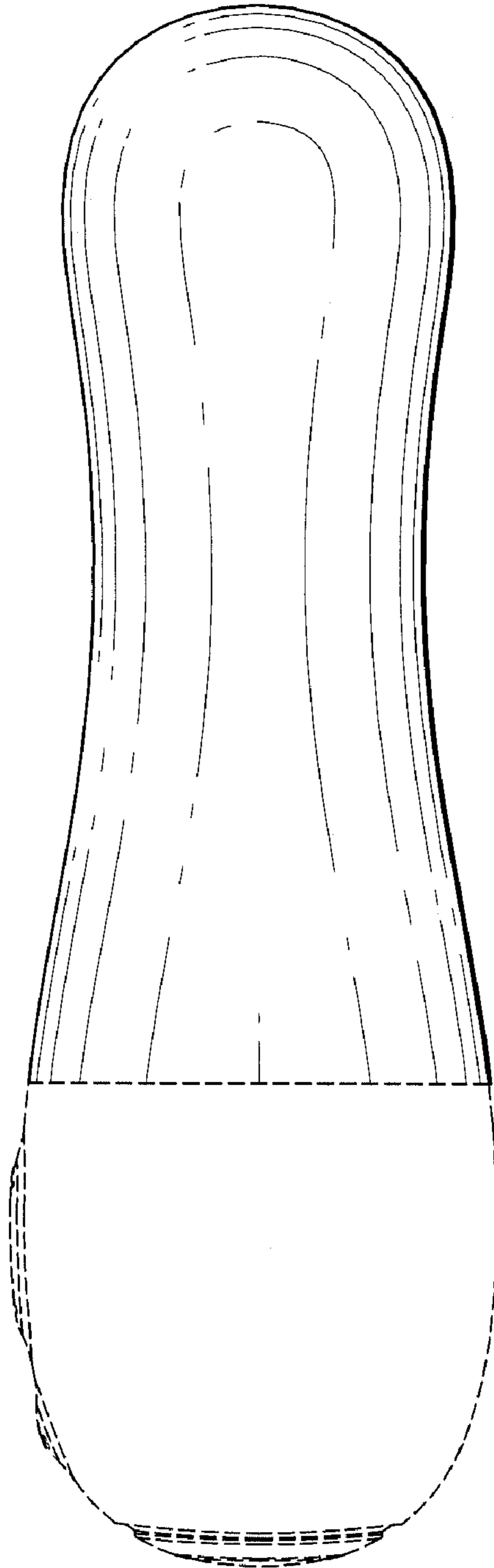


FIG. 4

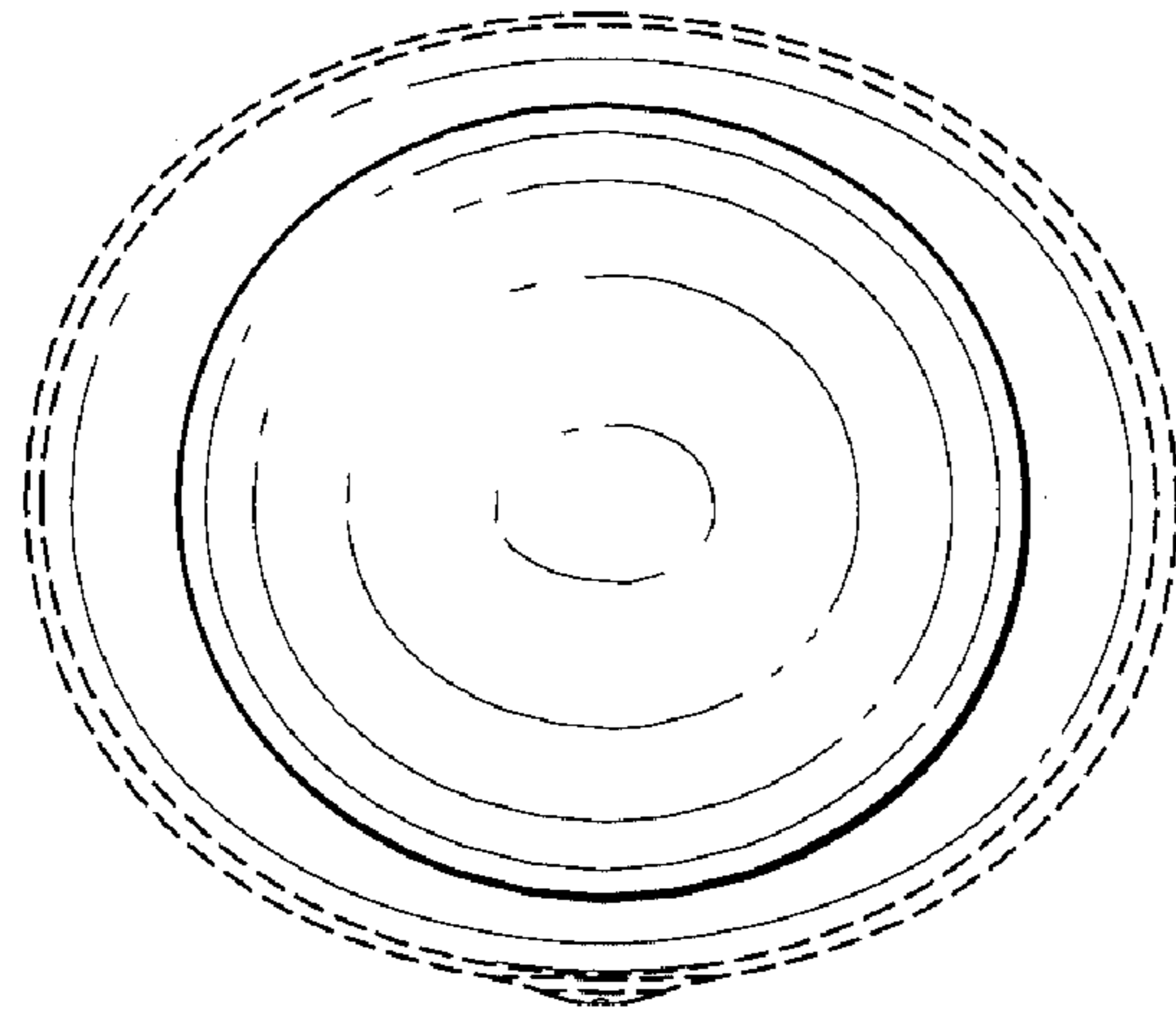


FIG. 5

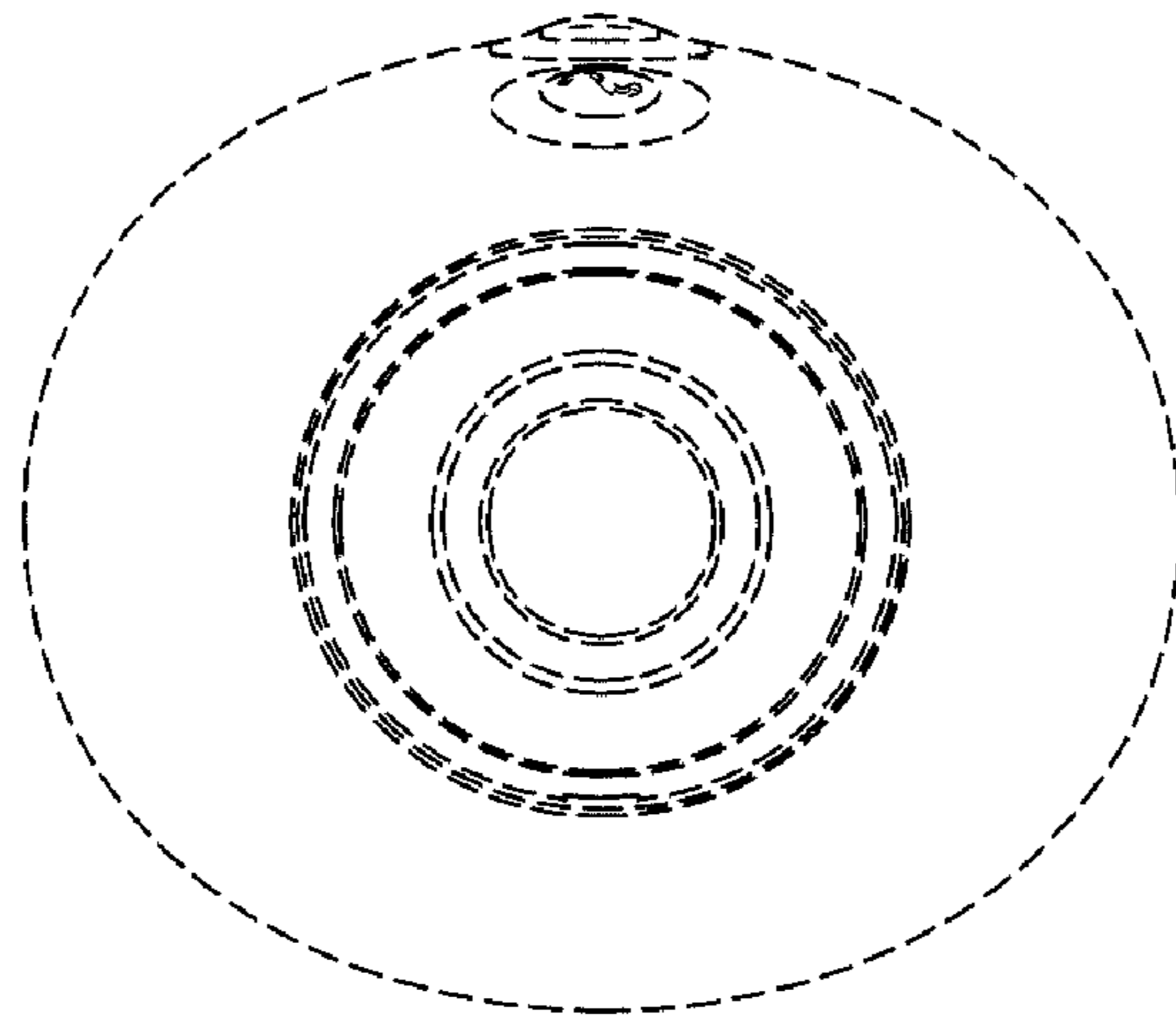


FIG. 6