



US00D631946S

(12) **United States Design Patent**  
**Allard et al.**

(10) **Patent No.:** **US D631,946 S**

(45) **Date of Patent:** **\*\* \*Feb. 1, 2011**

(54) **SHOWER CONTROLLER WITH DISPLAY**

D591,182 S \* 4/2009 Schoenherr et al. .... D10/49

(75) Inventors: **Jochen Allard**, Menden (DE); **Paul Flowers**, Duesseldorf (DE)

\* cited by examiner

*Primary Examiner*—Robert A Delehanty

(73) Assignee: **Grohe AG**, Hemer (DE)

(74) *Attorney, Agent, or Firm*—Muncy, Geissler, Olds & Lowe, PLLC

(\* ) Notice: This patent is subject to a terminal disclaimer.

(57) **CLAIM**

(\*\*) Term: **14 Years**

The ornamental design of a shower controller with display, as shown and described.

(21) Appl. No.: **29/341,955**

**DESCRIPTION**

(22) Filed: **Aug. 14, 2009**

FIG. 1 is a perspective view of a shower controller with display according to an embodiment of the present invention.

(30) **Foreign Application Priority Data**

Feb. 18, 2009 (EM) ..... 001090567-0002

FIG. 2 is a left side elevational view of the shower controller with display of FIG. 1, the right side elevational view being a mirror image thereof.

(51) **LOC (9) Cl.** ..... **23-01**

FIG. 3 is a front elevational view of the shower controller with display of FIG. 1.

(52) **U.S. Cl.** ..... **D23/250; D10/49**

(58) **Field of Classification Search** ..... D23/238–243, D23/250, 254; 4/676, 678; D8/350–353; 137/359; D10/49, 96, 102  
See application file for complete search history.

FIG. 4 is a top plan view of the shower controller with display of FIG. 1; and,

FIG. 5 is a bottom plan view of the shower controller with display of FIG. 1.


(56) **References Cited**


The rear surface of the shower controller with display is unornamented.

**U.S. PATENT DOCUMENTS**

D575,647 S \* 8/2008 Lobermeier et al. .... D10/49

**1 Claim, 3 Drawing Sheets**

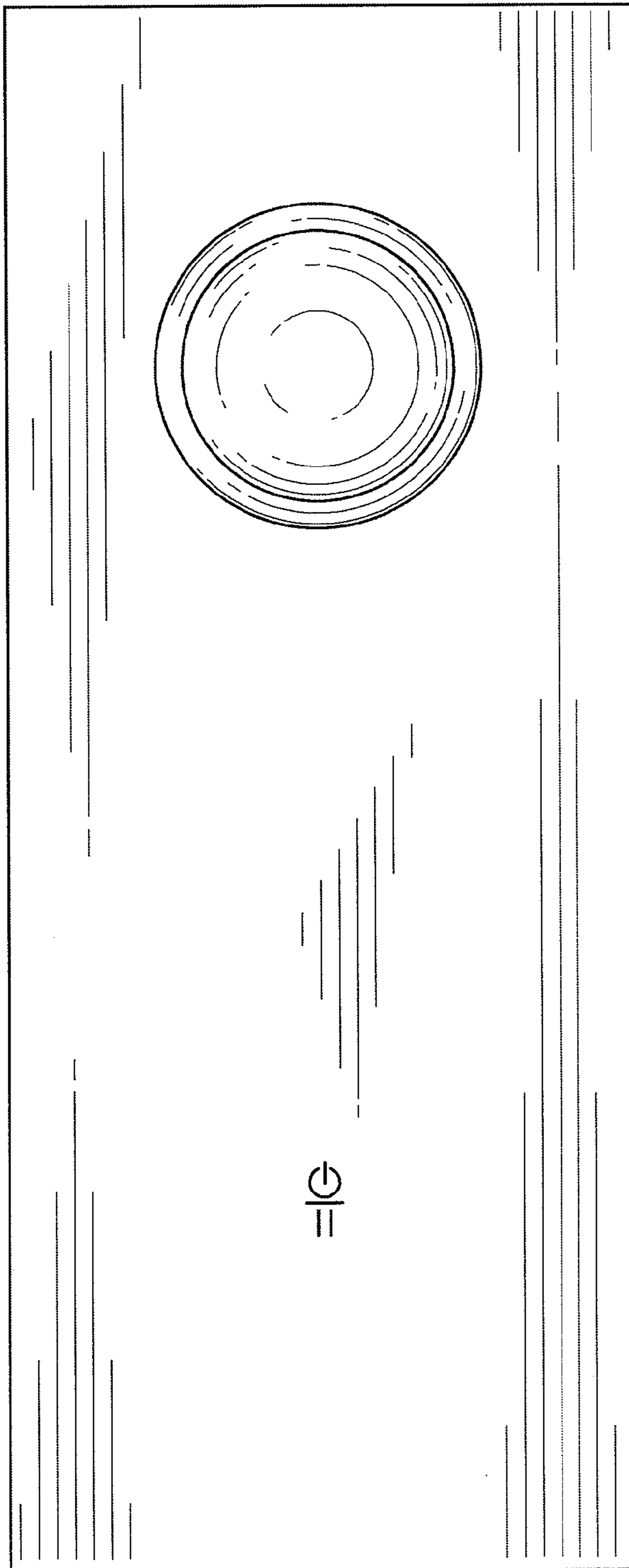





**FIG. 1**



**FIG. 2**



**FIG. 3**



***FIG. 4***



***FIG. 5***