



US00D631923S

(12) **United States Design Patent**
Stoddard

(10) **Patent No.:** **US D631,923 S**

(45) **Date of Patent:** **** *Feb. 1, 2011**

(54) **RECONFIGURING ROBOT CAR**

D324,892 S * 3/1992 Kwan D21/581
D469,828 S * 2/2003 Tsai D21/581

(75) Inventor: **Eric Stoddard**, Seongnam-si (KR)

* cited by examiner

(73) Assignee: **MerchSource, LLC**, Foothill Ranch, CA (US)

Primary Examiner—Janice E Seeger

Assistant Examiner—Zenia I Bennett

(*) Notice: This patent is subject to a terminal disclaimer.

(74) *Attorney, Agent, or Firm*—The Eclipse Group LLP

(**) Term: **14 Years**

(57) **CLAIM**

(21) Appl. No.: **29/325,508**

The ornamental design for a reconfiguring robot car, as shown and described.

(22) Filed: **Oct. 1, 2008**

DESCRIPTION

(30) **Foreign Application Priority Data**

May 20, 2008 (CN) 2008 3 0049165

FIG. 1 is a front perspective view of a reconfiguring robot car. FIG. 2 is a front elevational view of the reconfiguring robot car illustrated in FIG. 1.

(51) **LOC (9) Cl.** **21-01**

FIG. 3 is a rear elevational view of the reconfiguring robot car illustrated in FIG. 1.

(52) **U.S. Cl.** **D21/579**

(58) **Field of Classification Search** D21/578–583, D21/621, 622; 446/268, 360, 361, 376, 379, 446/382–384; D15/199

FIG. 4 is a left side view of the reconfiguring robot car illustrated in FIG. 1.

See application file for complete search history.

FIG. 5 is a right side view of the reconfiguring robot car illustrated in FIG. 1.

(56) **References Cited**

U.S. PATENT DOCUMENTS

D290,723 S * 7/1987 Kitamura D21/581
D301,262 S * 5/1989 Ishizawa D21/581
D301,351 S * 5/1989 Doi D21/581
D301,505 S * 6/1989 Kunihiro D21/581
D301,901 S * 6/1989 Doi D21/581
D311,042 S * 10/1990 Ikeda D21/581
D311,043 S * 10/1990 Kunihiro D21/581

FIG. 6 is a top plan view of the reconfiguring robot car illustrated in FIG. 1; and,

FIG. 7 is a bottom perspective view of the reconfiguring robot car illustrated in FIG. 1.

The broken lines showing portions of the configuring robot car illustrate environmental structure and form no part of the claimed design.

1 Claim, 7 Drawing Sheets

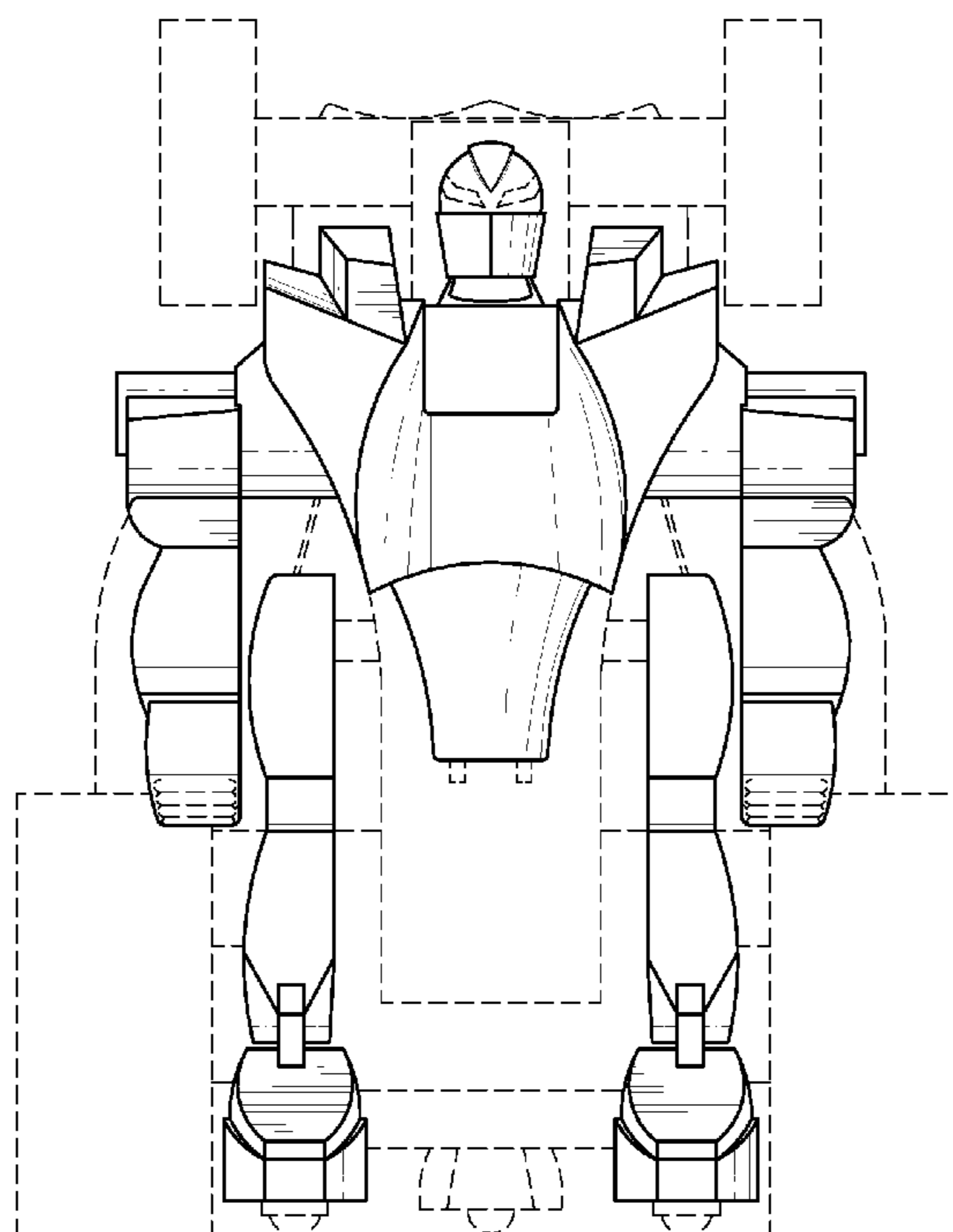


FIG. 1




FIG. 2

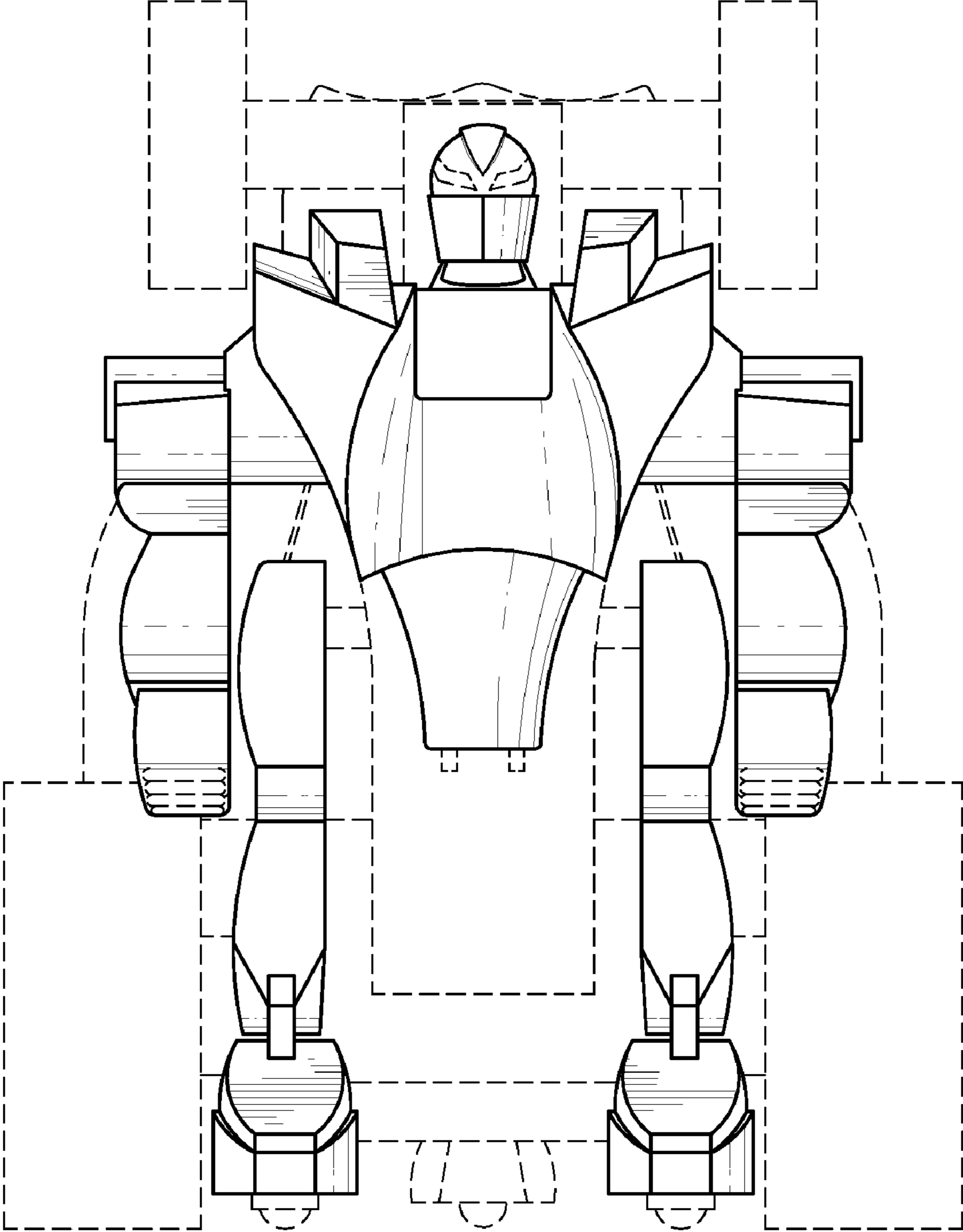


FIG. 3

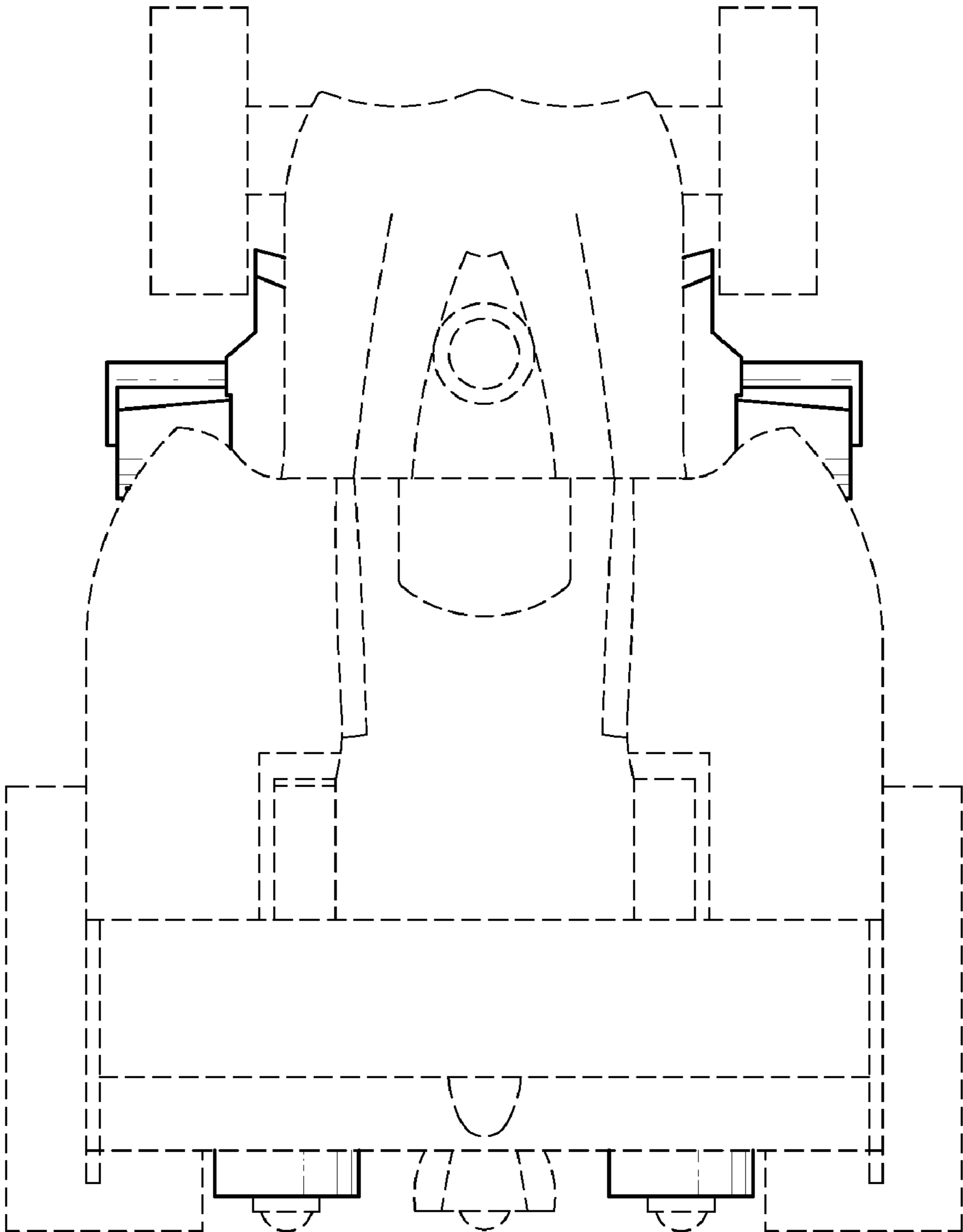


FIG. 4




FIG. 5




FIG. 6

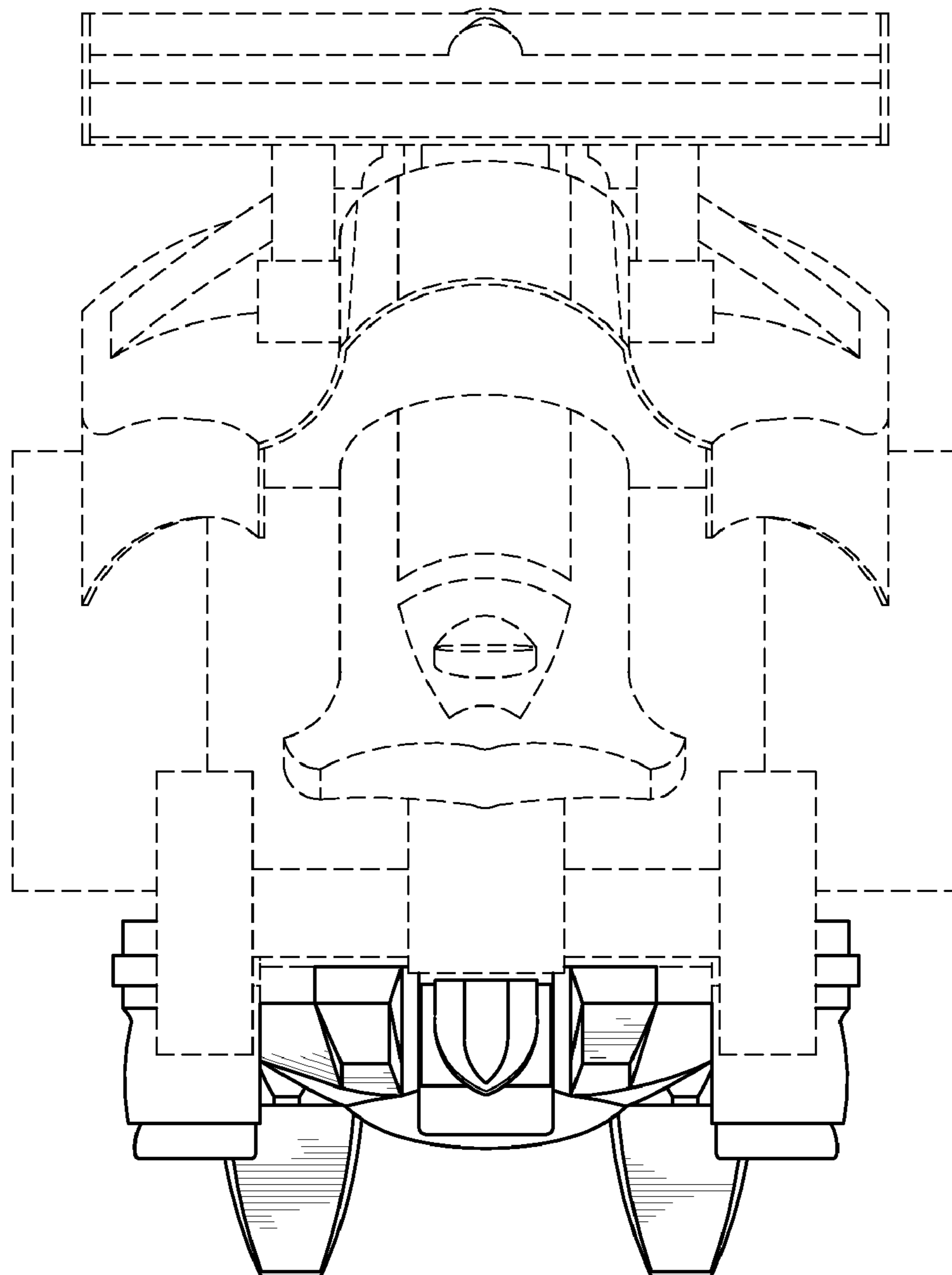


FIG. 7

