



US00D631921S

(12) **United States Design Patent**
Simko

(10) **Patent No.:** **US D631,921 S**

(45) **Date of Patent:** **** Feb. 1, 2011**

(54) **TOY CAR**

(75) Inventor: **Marek Simko, Gries (AT)**

(73) Assignee: **Porsche Lizenz- und
Handelsgesellschaft mbH & Co. KG,
Bietigheim-Bissingen (DE)**

(**) Term: **14 Years**

(21) Appl. No.: **29/355,313**

(22) Filed: **Feb. 5, 2010**

(30) **Foreign Application Priority Data**

Aug. 7, 2009 (DE) EM001599440

(51) **LOC (9) Cl.** **21-01**

(52) **U.S. Cl.** **D21/433; D21/550**

(58) **Field of Classification Search** D21/533,
D21/548, 549, 550, 561, 562, 433; D12/82,
D12/86, 88, 89, 90, 91, 92, 93; 446/465,
446/468, 470, 471, 431, 454-456

See application file for complete search history.

(56) **References Cited**

U.S. PATENT DOCUMENTS

D329,212 S *	9/1992	Murkett et al.	D12/91
D374,256 S *	10/1996	Golling	D21/433
D381,710 S *	7/1997	Kato	D21/548
D401,890 S *	12/1998	Larson et al.	D12/91
D410,260 S *	5/1999	Lun	D21/548
D432,183 S *	10/2000	Hulst	D21/433
D432,185 S *	10/2000	Hulst	D21/433
D458,314 S *	6/2002	Allemeier	D21/433
D468,238 S *	1/2003	Bhambra et al.	D12/92

D496,694 S *	9/2004	Allemeier	D21/433
D526,600 S *	8/2006	Lai	D12/92
D534,222 S *	12/2006	Hill et al.	D21/433
D534,592 S *	1/2007	Hill	D21/549
D560,557 S *	1/2008	Kulla et al.	D12/92
D589,403 S *	3/2009	Saracoglu	D12/92
D590,301 S *	4/2009	Saracoglu	D12/92
D605,560 S *	12/2009	Kulla	D12/92
D605,981 S *	12/2009	Larson et al.	D12/92
D606,456 S *	12/2009	Saracoglu	D12/92
D606,902 S *	12/2009	Saracoglu	D12/92
D606,903 S *	12/2009	Saracoglu	D12/92
D607,779 S *	1/2010	Kulla	D12/92
D607,780 S *	1/2010	Larson	D12/92

* cited by examiner

Primary Examiner—Cynthia M Chin

(74) *Attorney, Agent, or Firm*—RatnerPrestia

(57) **CLAIM**

The ornamental design for a toy car, as shown and described.

DESCRIPTION

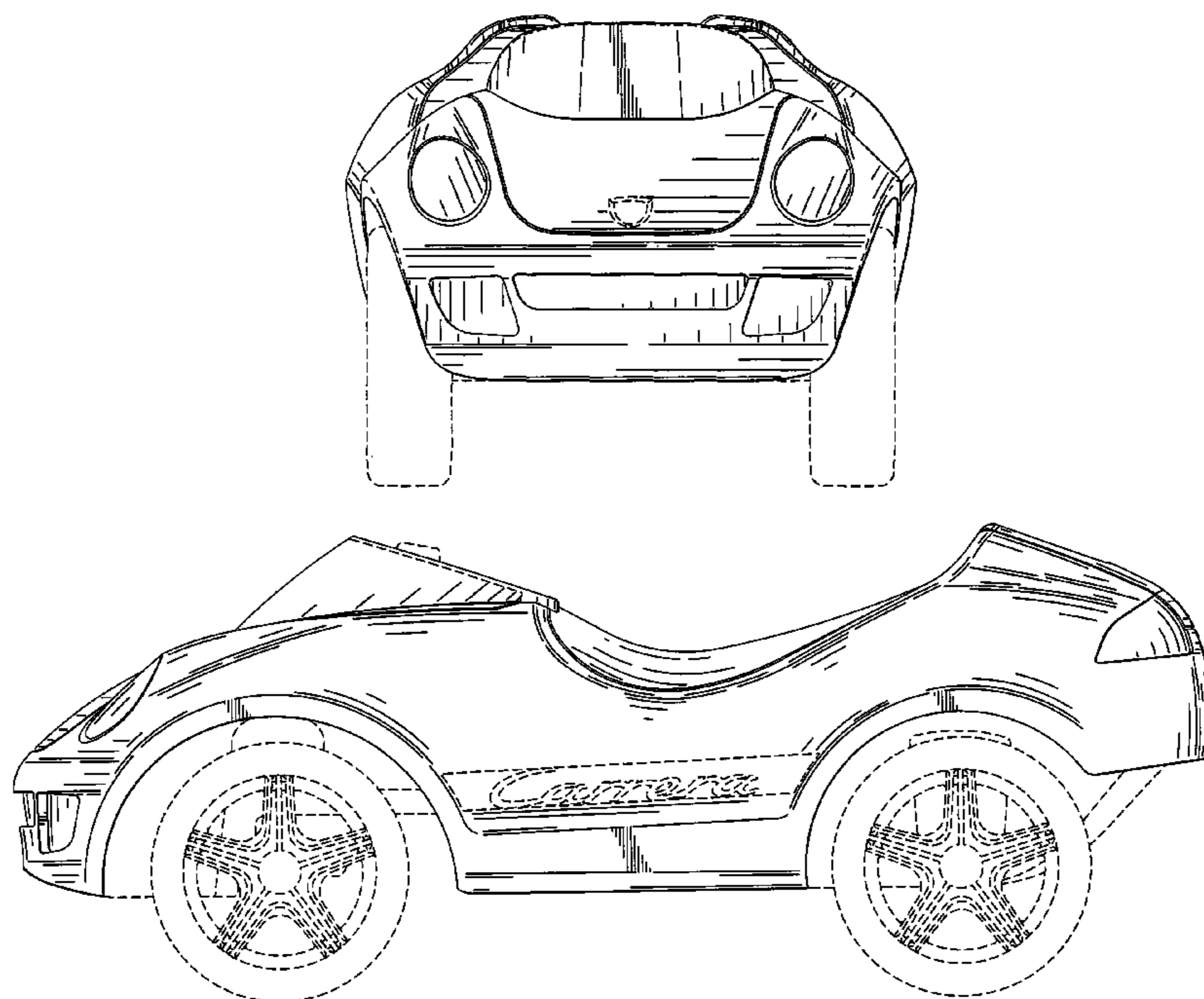
FIG. 1 is a front view of a toy car;

FIG. 2 is a side view of the toy car illustrated in FIG. 1, as viewed from the right side of FIG. 1, the other side being a mirror image thereof;

FIG. 3 is a rear view of the toy car illustrated in FIG. 1; and, FIG. 4 is a top plan view of the toy car illustrated in FIG. 1.

The bottom of the toy car is devoid of surface ornamentation. Any broken lines in the drawings are for illustration only and form no part of the claimed design.

1 Claim, 4 Drawing Sheets



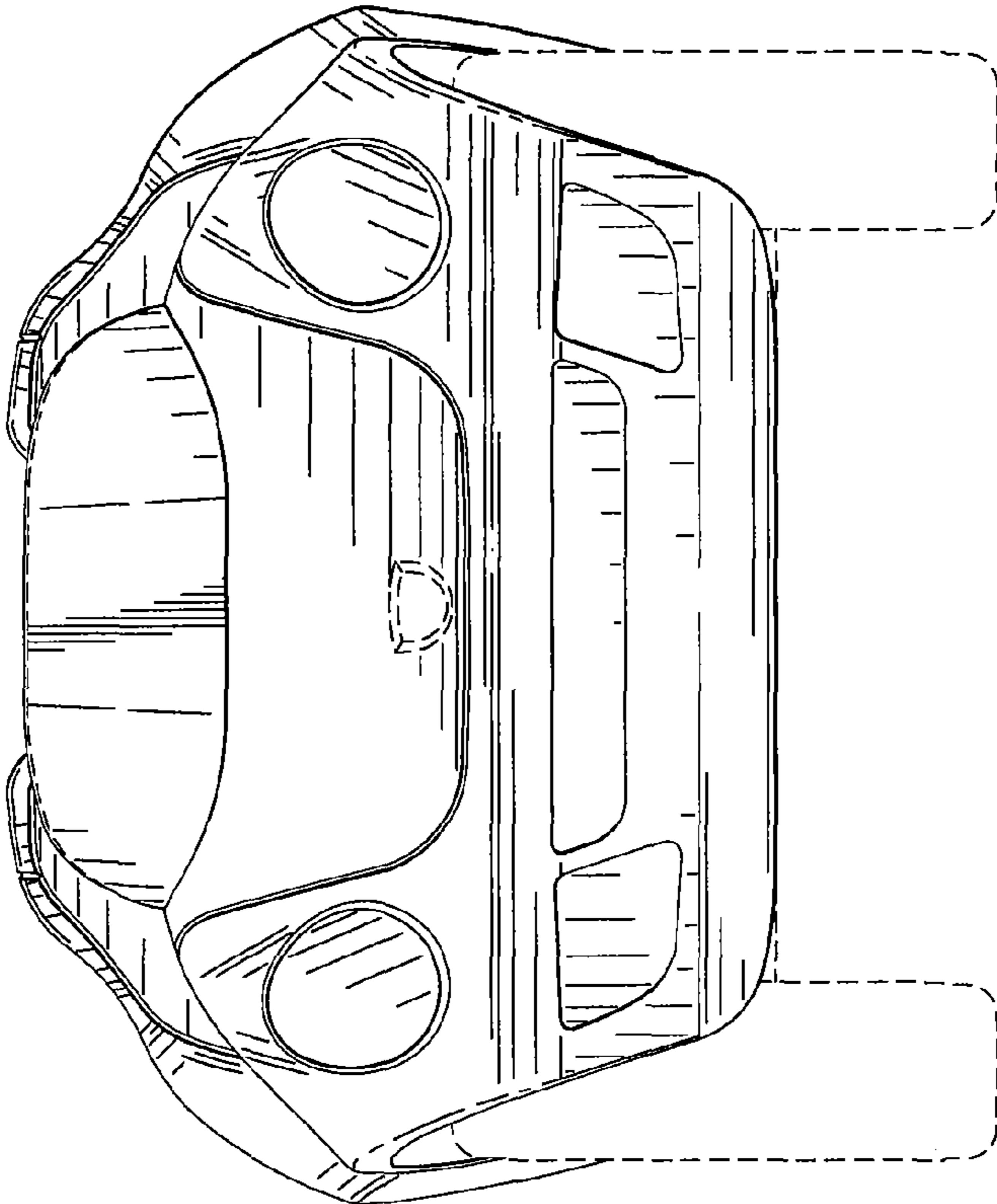


FIG. 1

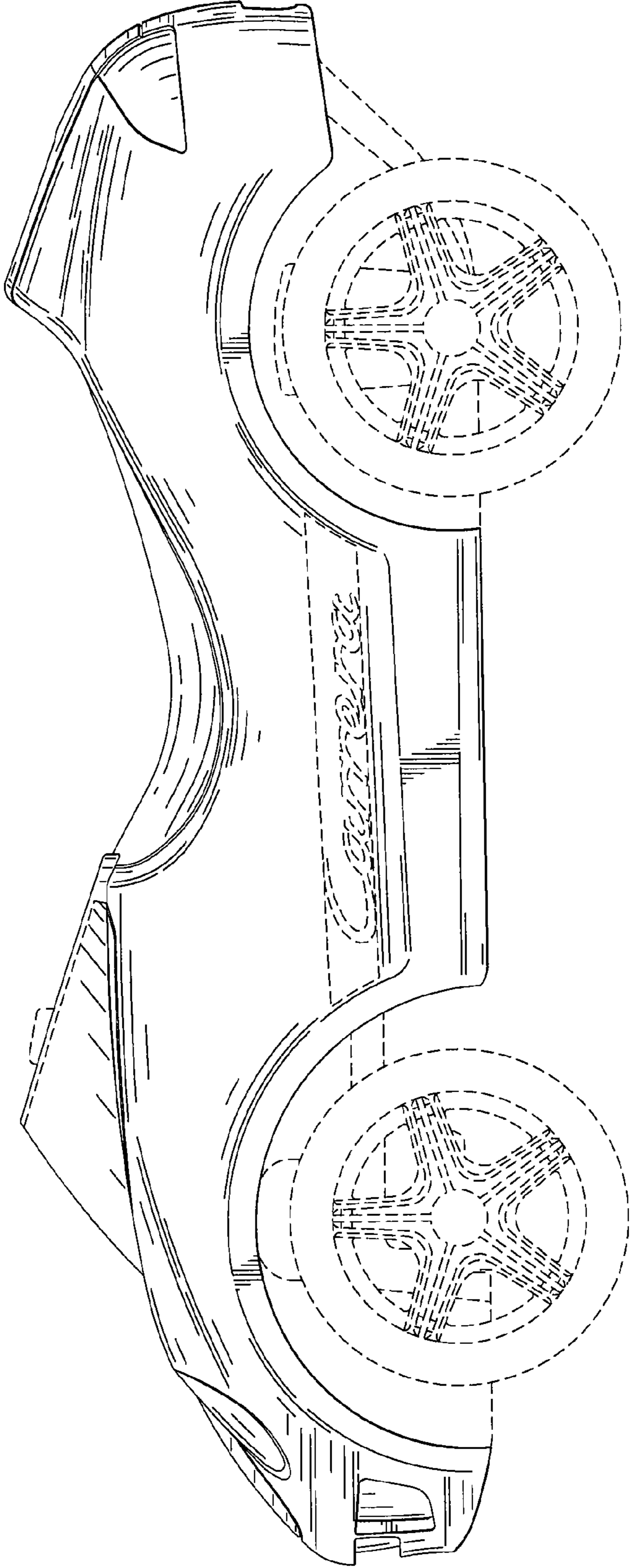


FIG. 2

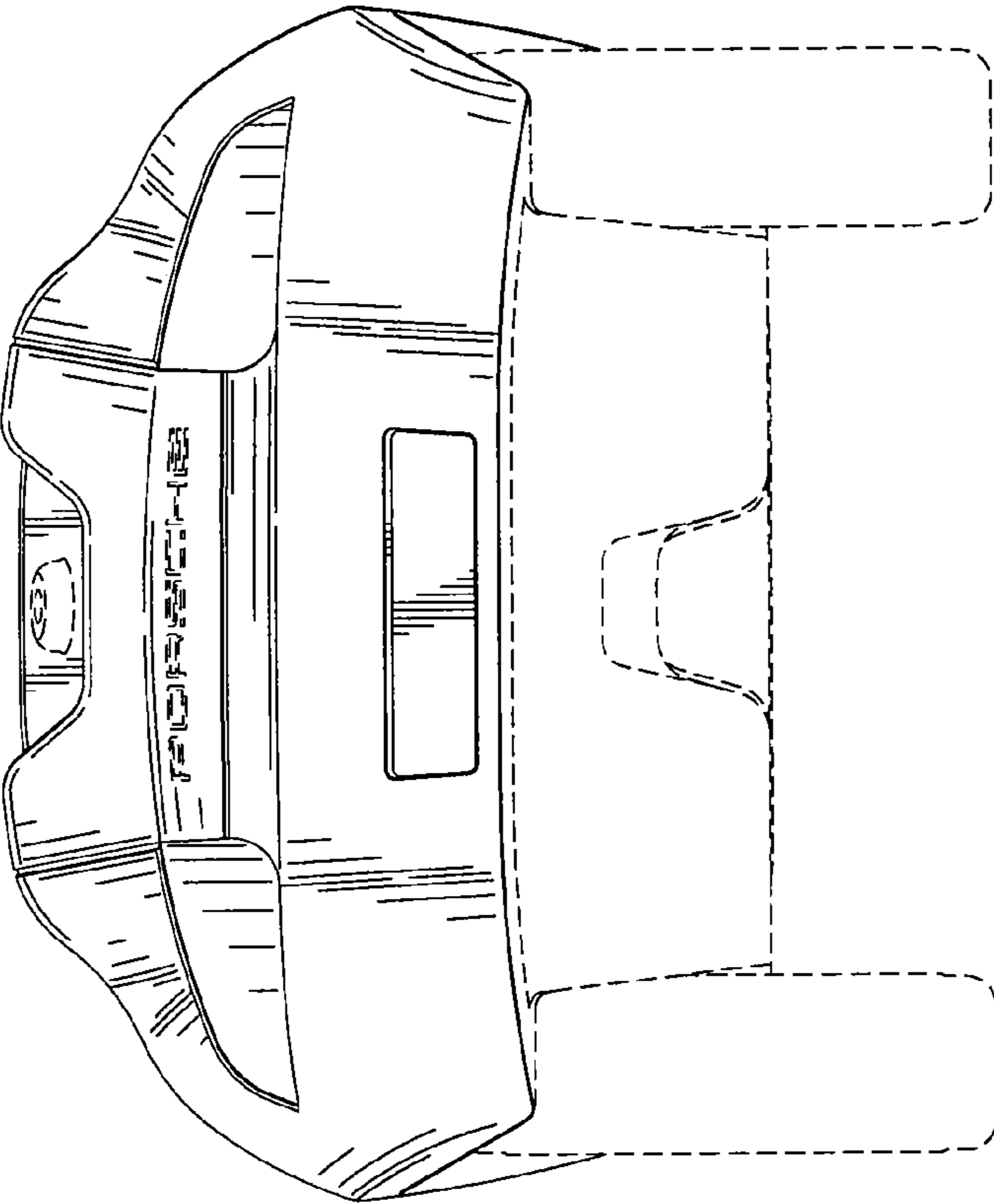


FIG. 3

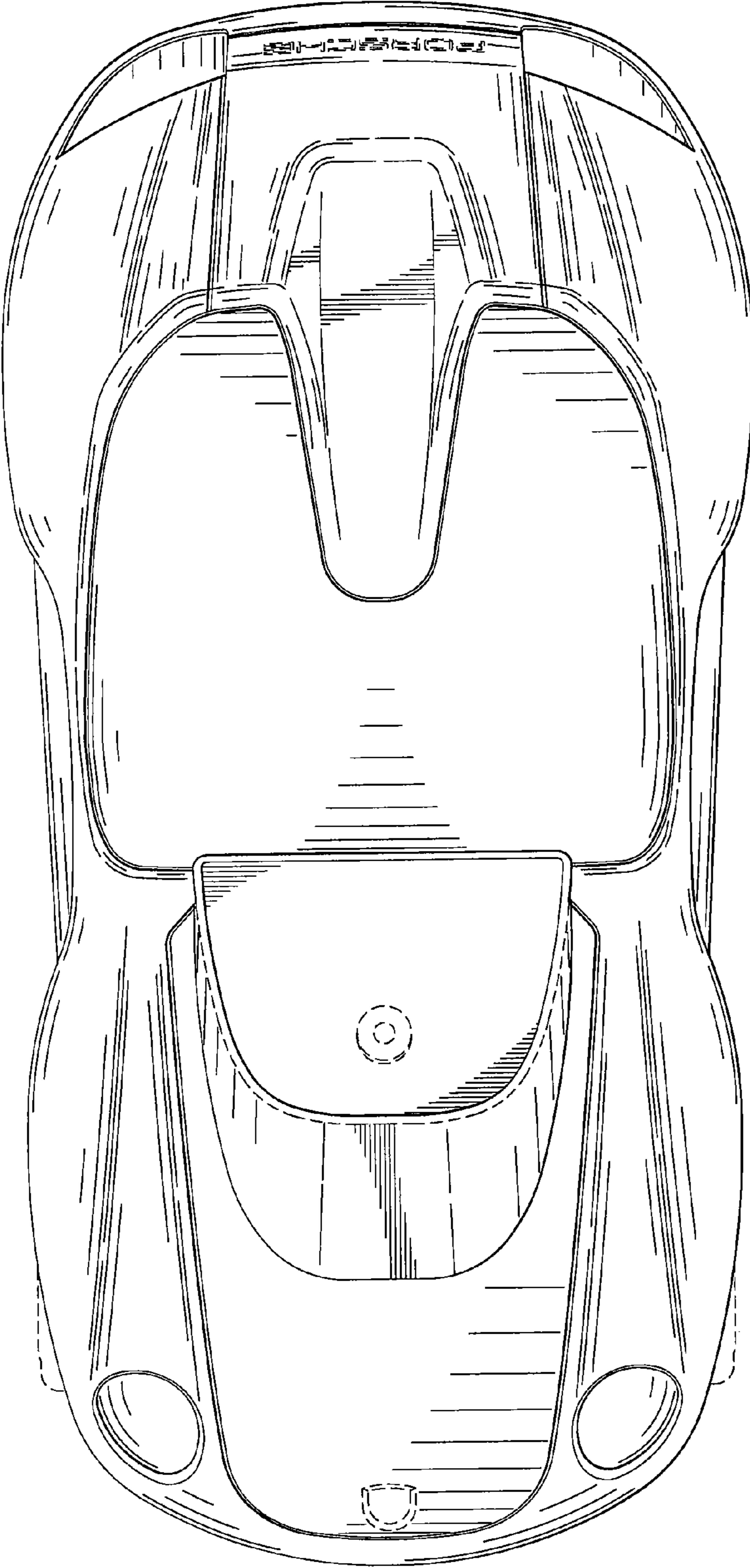


FIG. 4