



US00D631906S

(12) **United States Design Patent**
Chen

(10) **Patent No.:** **US D631,906 S**
(45) **Date of Patent:** **** Feb. 1, 2011**

(54) **EYEGASSES FRAME**

(75) Inventor: **Chun-Nan Chen**, Tainan (TW)

(73) Assignee: **Bor Jye Enterprise Co., Ltd.**, Tainan (TW)

(**) Term: **14 Years**

(21) Appl. No.: **29/364,746**

(22) Filed: **Jun. 28, 2010**

(51) **LOC (9) Cl.** **16-06**

(52) **U.S. Cl.** **D16/315**

(58) **Field of Classification Search** D16/101,
D16/300-342; D29/109-110; D24/110.2;
351/41, 44, 51-52, 62, 158, 92, 103-123,
351/140, 153, 45-46; 2/426-432, 447-449,
2/441, 434-437, 13, 15; D21/483, 659-661
See application file for complete search history.

(56) **References Cited**

U.S. PATENT DOCUMENTS

D534,569 S *	1/2007	Teng	D16/315
D550,753 S *	9/2007	Li	D16/315
D597,122 S *	7/2009	Daems et al.	D16/315
D607,483 S *	1/2010	Yang	D16/315

2008/0013036 A1* 1/2008 Daems et al. 351/41
* cited by examiner

Primary Examiner—Raphael Barkai
(74) *Attorney, Agent, or Firm*—Alan Kamrath; Kamrath & Associates PA

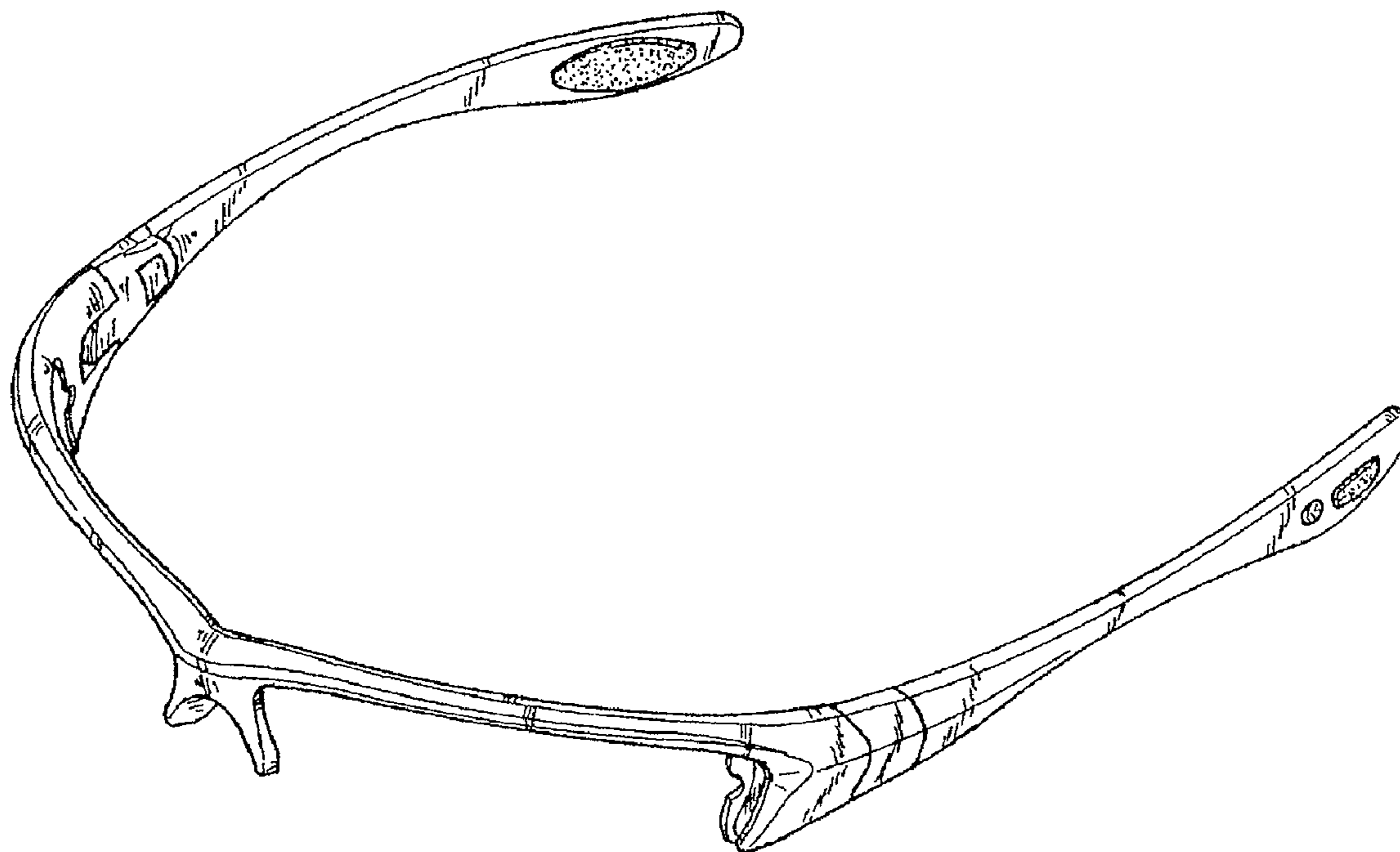
(57) **CLAIM**

The ornamental design for an eyeglasses frame, as shown and described.

DESCRIPTION

FIG. 1 is a perspective view of an eyeglasses frame showing my design;
FIG. 2 is a front elevational view thereof;
FIG. 3 is a rear elevational view thereof;
FIG. 4 is a left side elevational view thereof;
FIG. 5 is a right side elevational view thereof;
FIG. 6 is a top plan view thereof;
FIG. 7 is a bottom plan view thereof; and,
FIG. 8 is a perspective view of an embodiment thereof, with the broken-line disclosure of lens and tabs being for illustrative purposes only and forming no part of the claimed design.

1 Claim, 6 Drawing Sheets



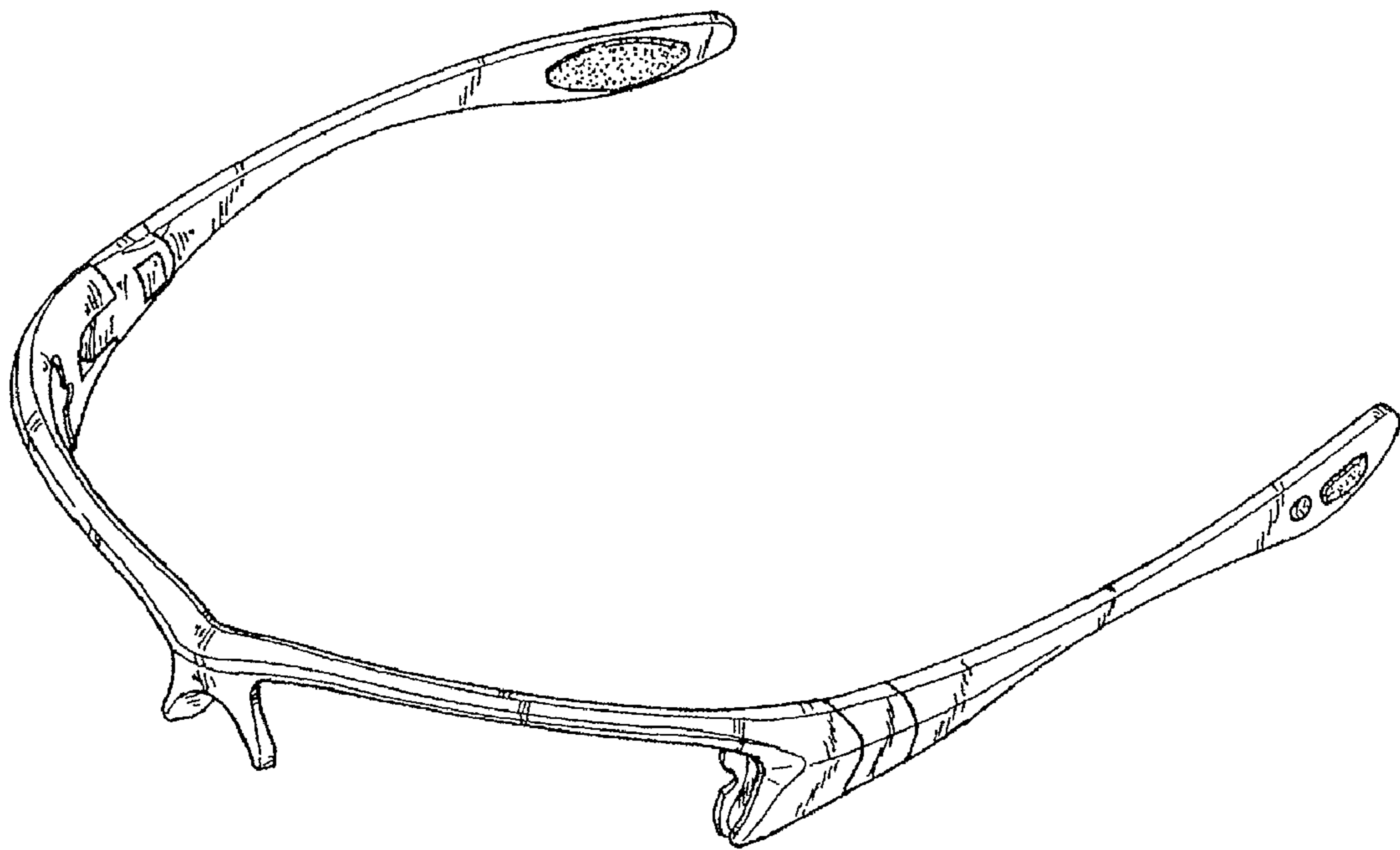


FIG. 1

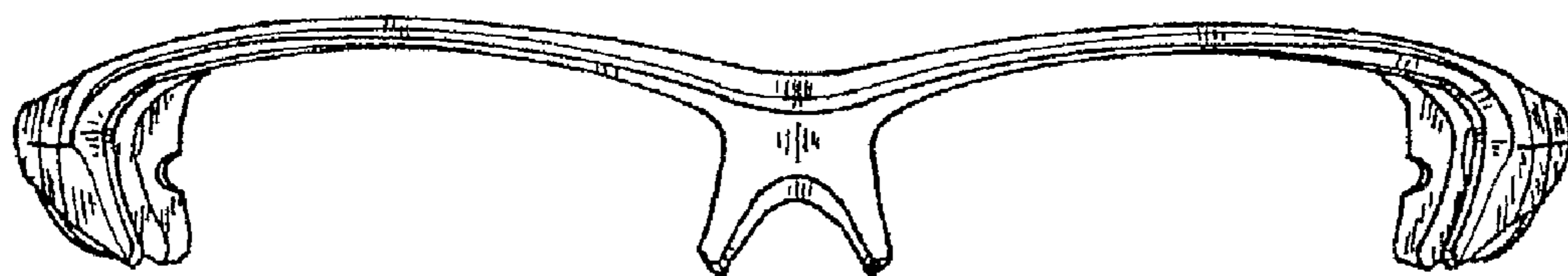


FIG. 2

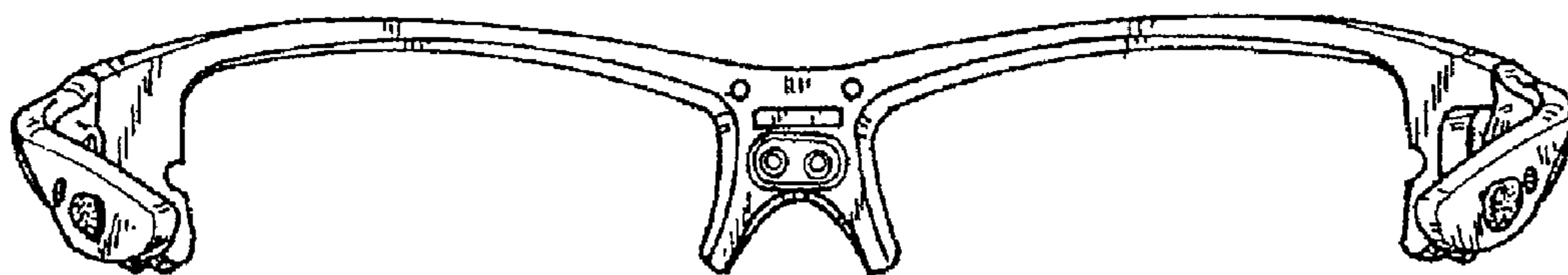


FIG. 3



FIG. 4




FIG. 5



FIG. 6

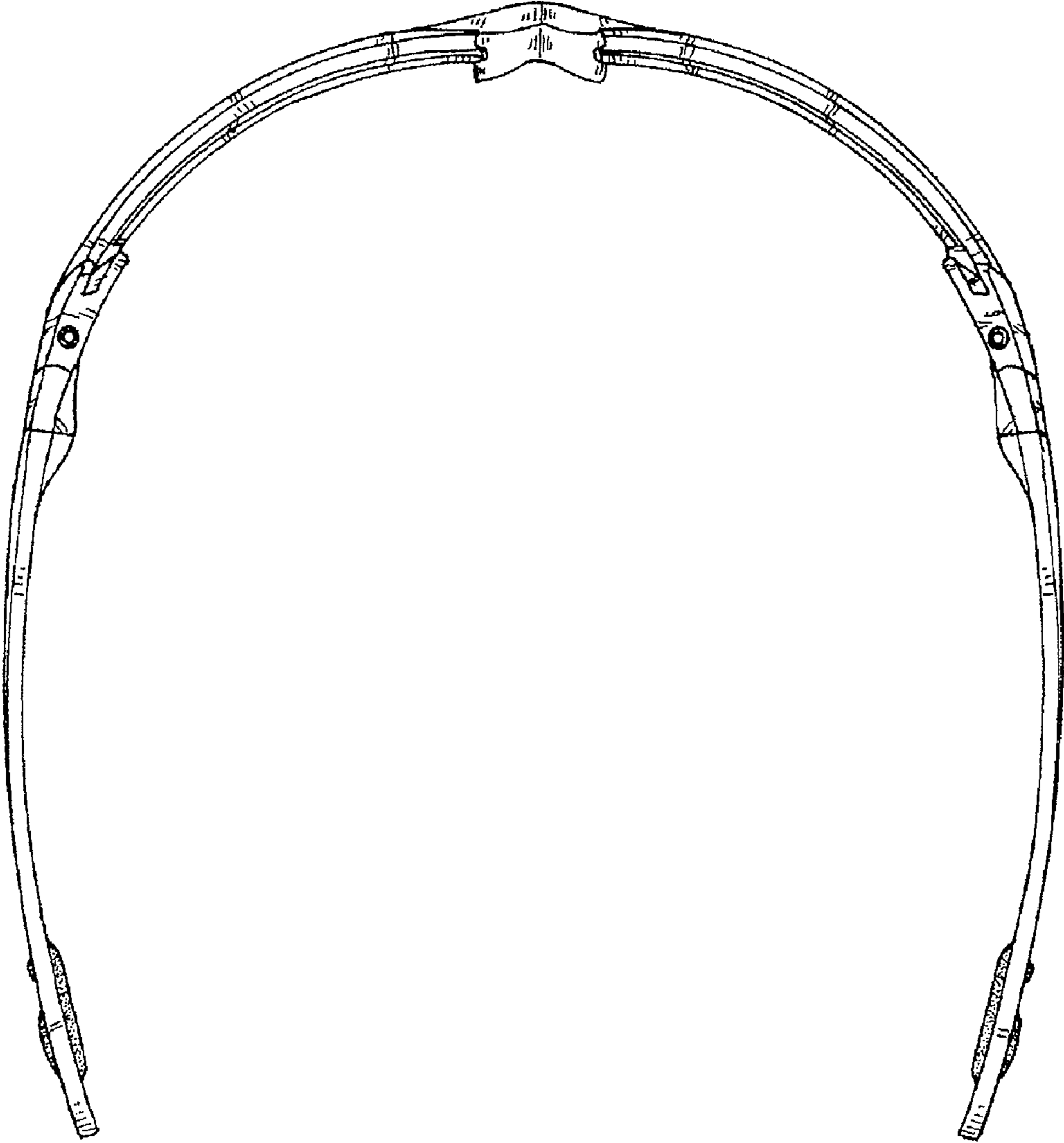


FIG. 7

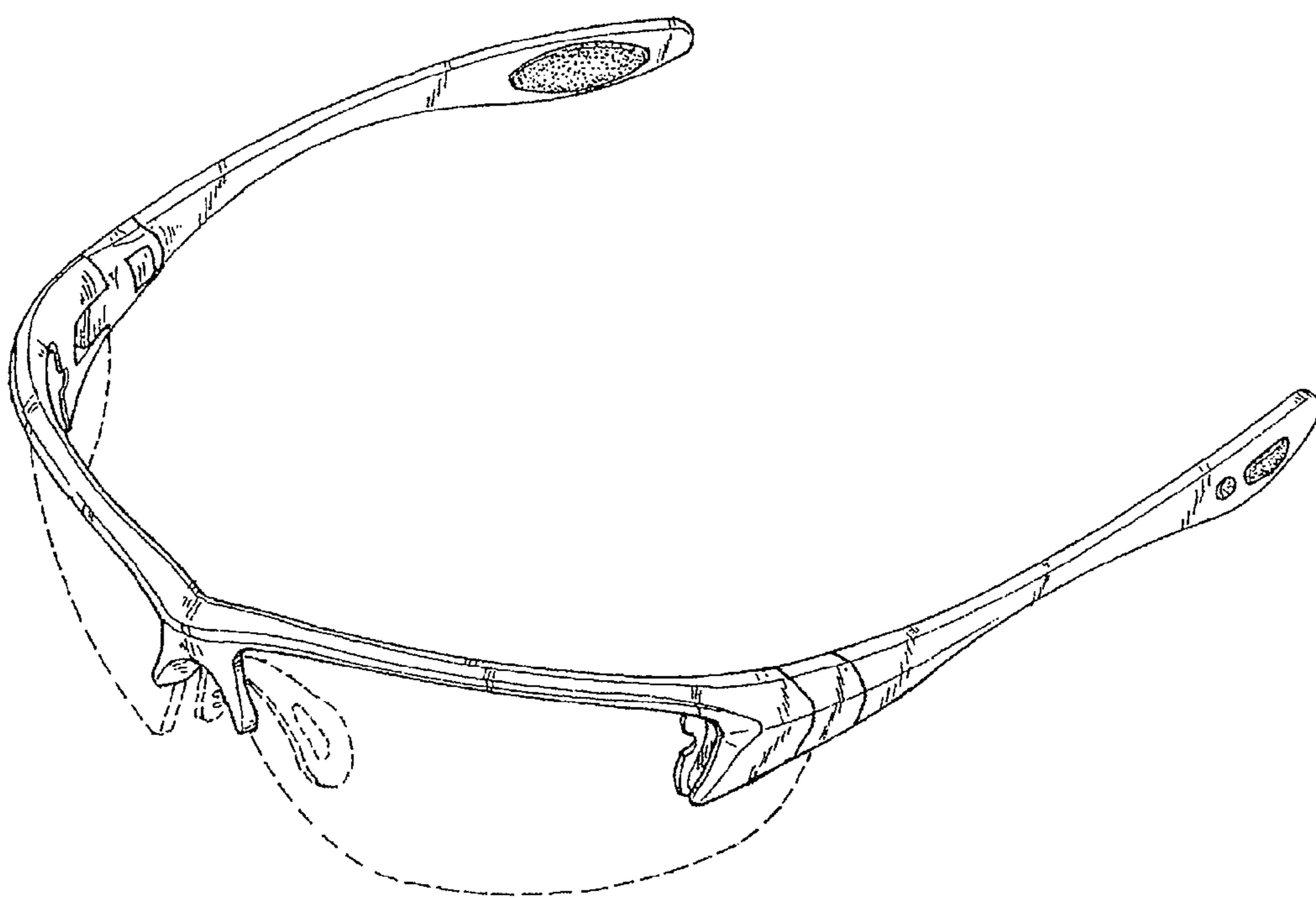


FIG. 8