



US00D631894S

(12) **United States Design Patent**  
**Chun et al.**

(10) **Patent No.:** **US D631,894 S**  
(45) **Date of Patent:** **\*\* Feb. 1, 2011**

(54) **MULTI ROOM AUDIO SYSTEM**

(75) Inventors: **Jae Hung Chun**, Seoul (KR); **Seon Kyu Kim**, Seoul (KR); **Jae Won Jeong**, Seoul (KR); **Kyu Nam Lee**, Gyeonggi-do (KR)

(73) Assignee: **LG Electronics Inc.**, Seoul (KR)

(\*\*) Term: **14 Years**

(21) Appl. No.: **29/359,325**

(22) Filed: **Apr. 8, 2010**

(30) **Foreign Application Priority Data**

Oct. 14, 2009 (KR) ..... 30-2009-0045263

(51) **LOC (9) Cl.** ..... **14-03**

(52) **U.S. Cl.** ..... **D14/496; D14/203.1**

(58) **Field of Classification Search** ..... D14/496,  
D14/401, 435, 474, 483, 217, 137, 138, 160,  
D14/168, 356, 203.1-203.8, 507; 345/156,  
345/169, 173-179, 905; 715/727-729, 864;  
710/1, 5, 8; 713/1, 600; 455/1.1, 1.7, 73,  
455/344-347, 93, 95, 3.01-3.06, 550.1, 573.1;  
370/342-344; 369/1, 2, 6-12; 463/43-47;  
273/148 B

See application file for complete search history.

(56) **References Cited**

**U.S. PATENT DOCUMENTS**

7,043,044 B2 \* 5/2006 Amid-Hozour ..... 381/388

7,184,259 B2 \* 2/2007 Marler et al. .... 361/679.23  
7,233,319 B2 \* 6/2007 Johnson et al. .... 345/166  
D545,810 S \* 7/2007 Hussaini et al. .... D14/168  
D610,560 S \* 2/2010 Chen ..... D14/126  
D615,527 S \* 5/2010 Hwang ..... D14/203.8  
D617,793 S \* 6/2010 Chiang et al. .... D14/341  
D622,970 S \* 9/2010 Tang et al. .... D6/308  
D623,699 S \* 9/2010 Itskov et al. .... D21/328

\* cited by examiner

*Primary Examiner*—Prabhakar Deshmukh

(74) *Attorney, Agent, or Firm*—Birch, Stewart, Kolasch & Birch, LLP

(57) **CLAIM**

The ornamental design for a multi room audio system, as shown and described.

**DESCRIPTION**

FIG. 1 is a top, front, perspective view of a multi room audio system showing our new design;

FIG. 2 is a front view thereof;

FIG. 3 is a rear view thereof;

FIG. 4 is a left side view thereof;

FIG. 5 is a right side view thereof;

FIG. 6 is a top plan view thereof; and,

FIG. 7 is a bottom plan view thereof.

**1 Claim, 6 Drawing Sheets**

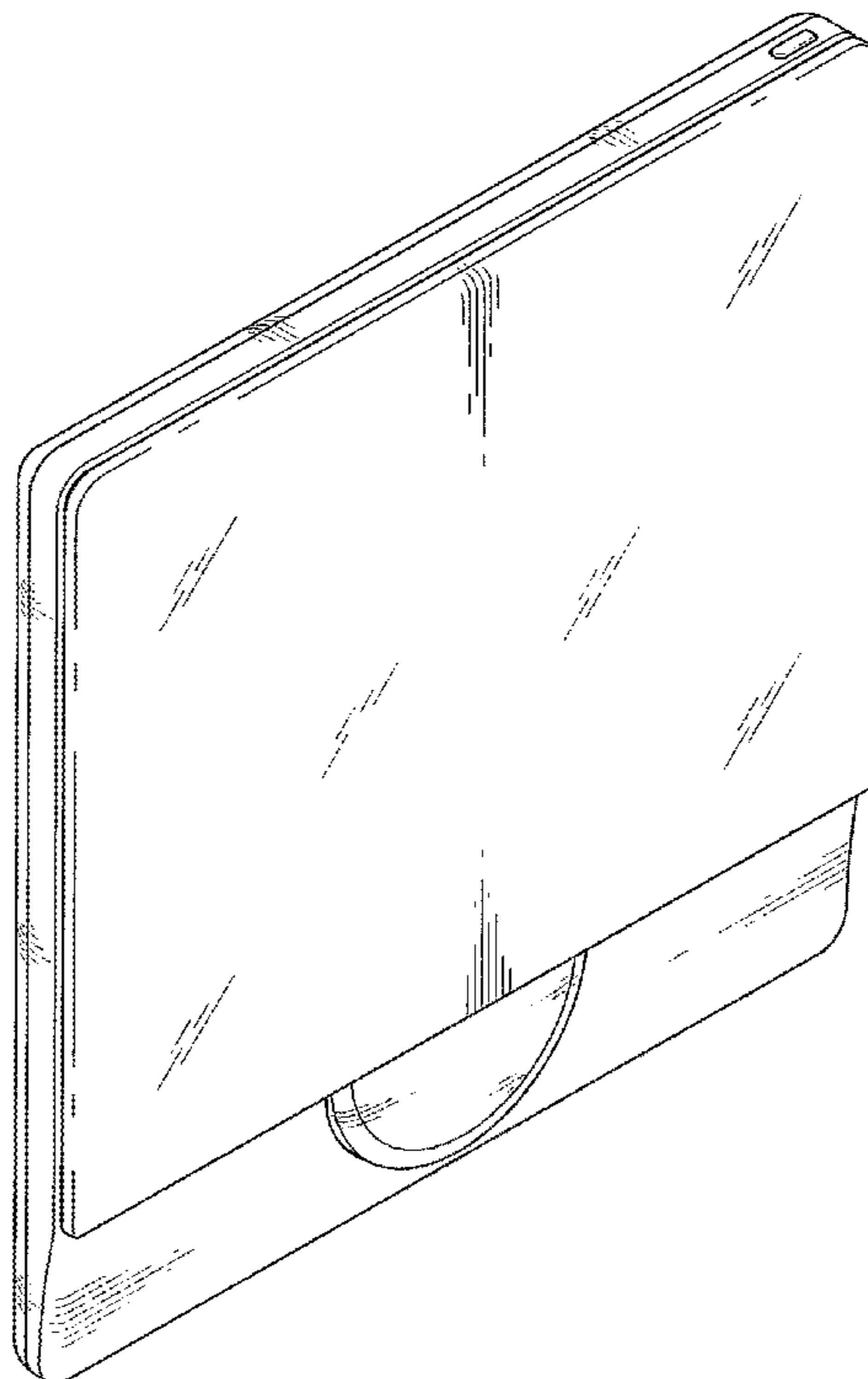


FIG. 1

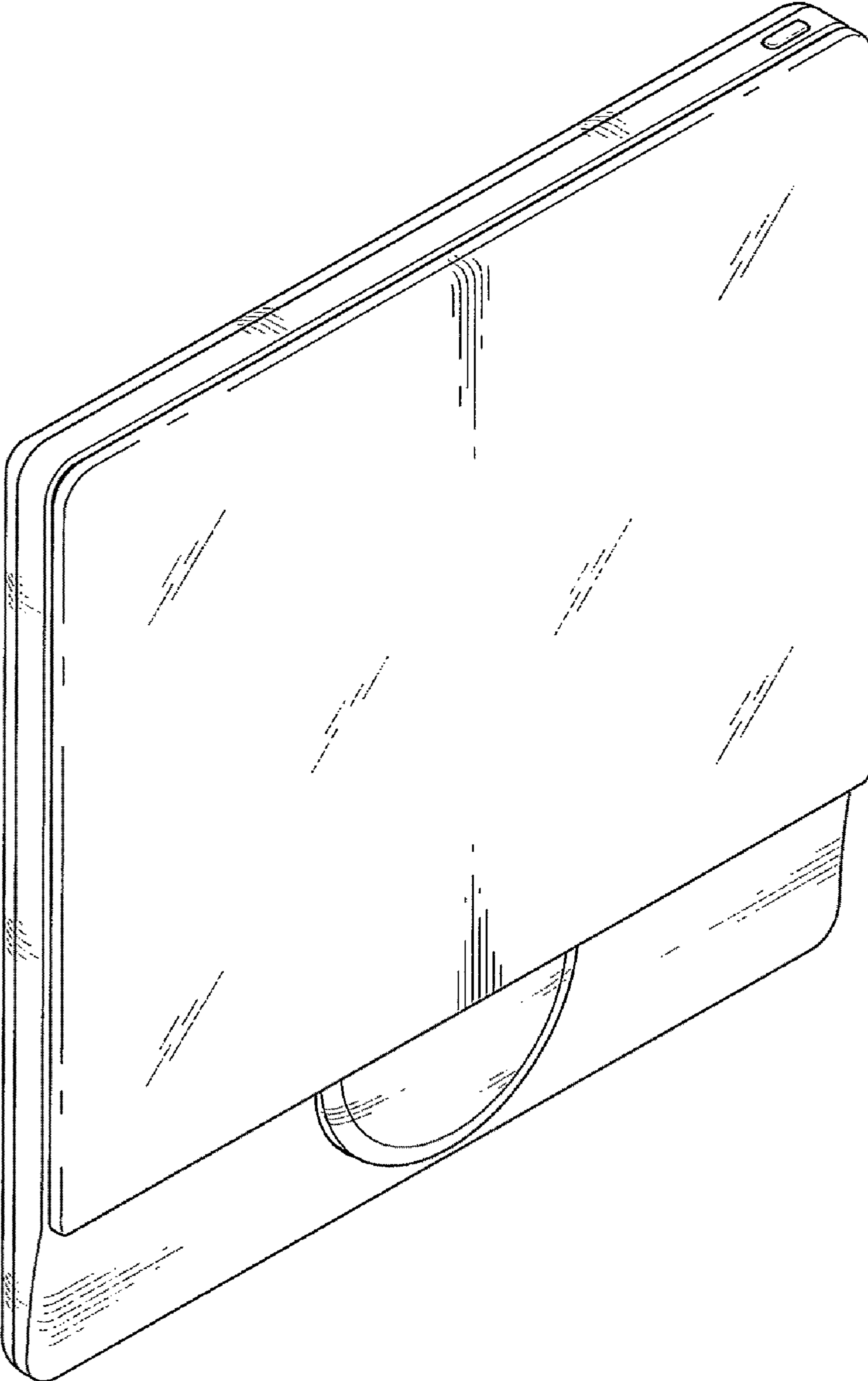


FIG. 2

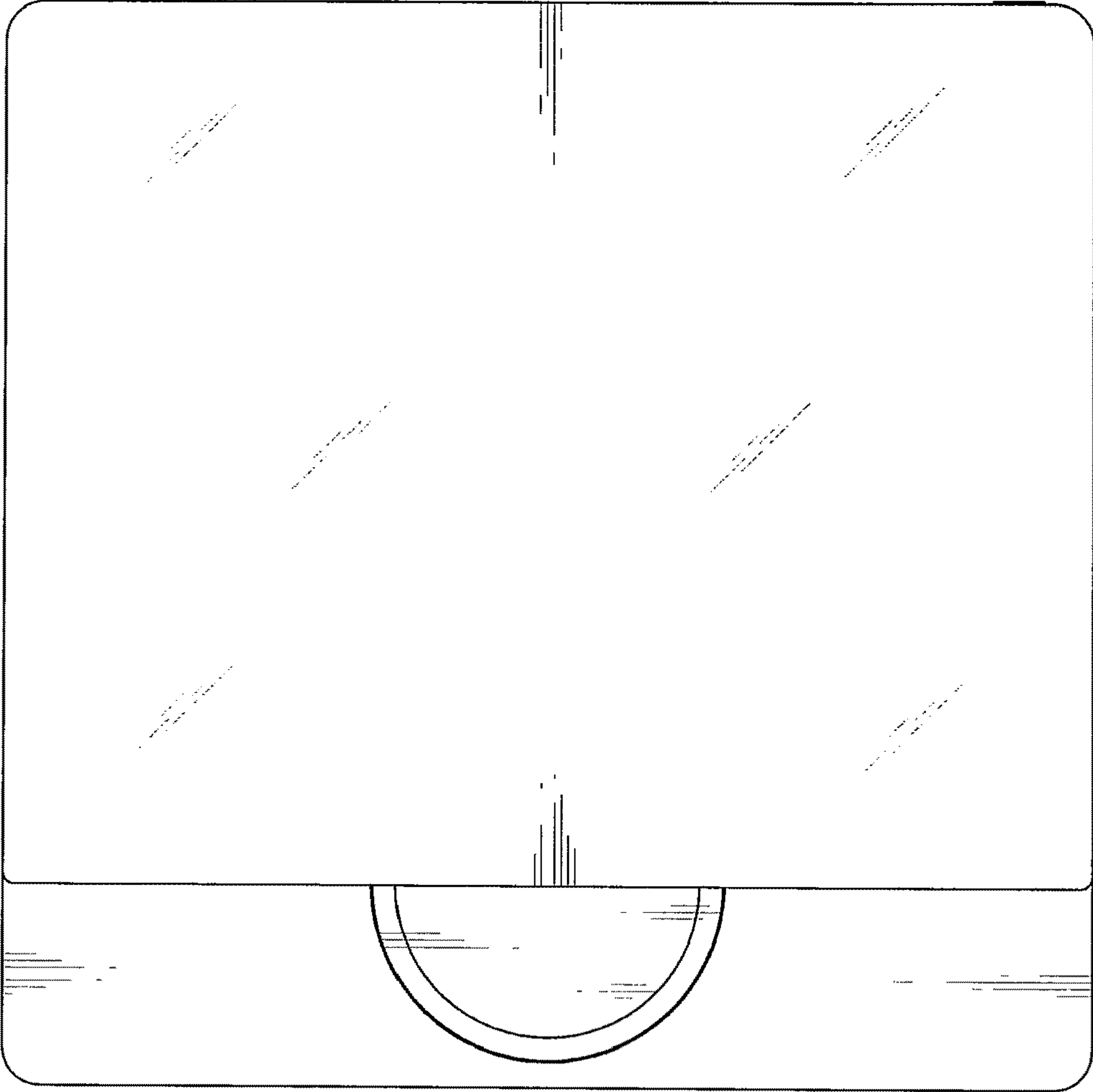
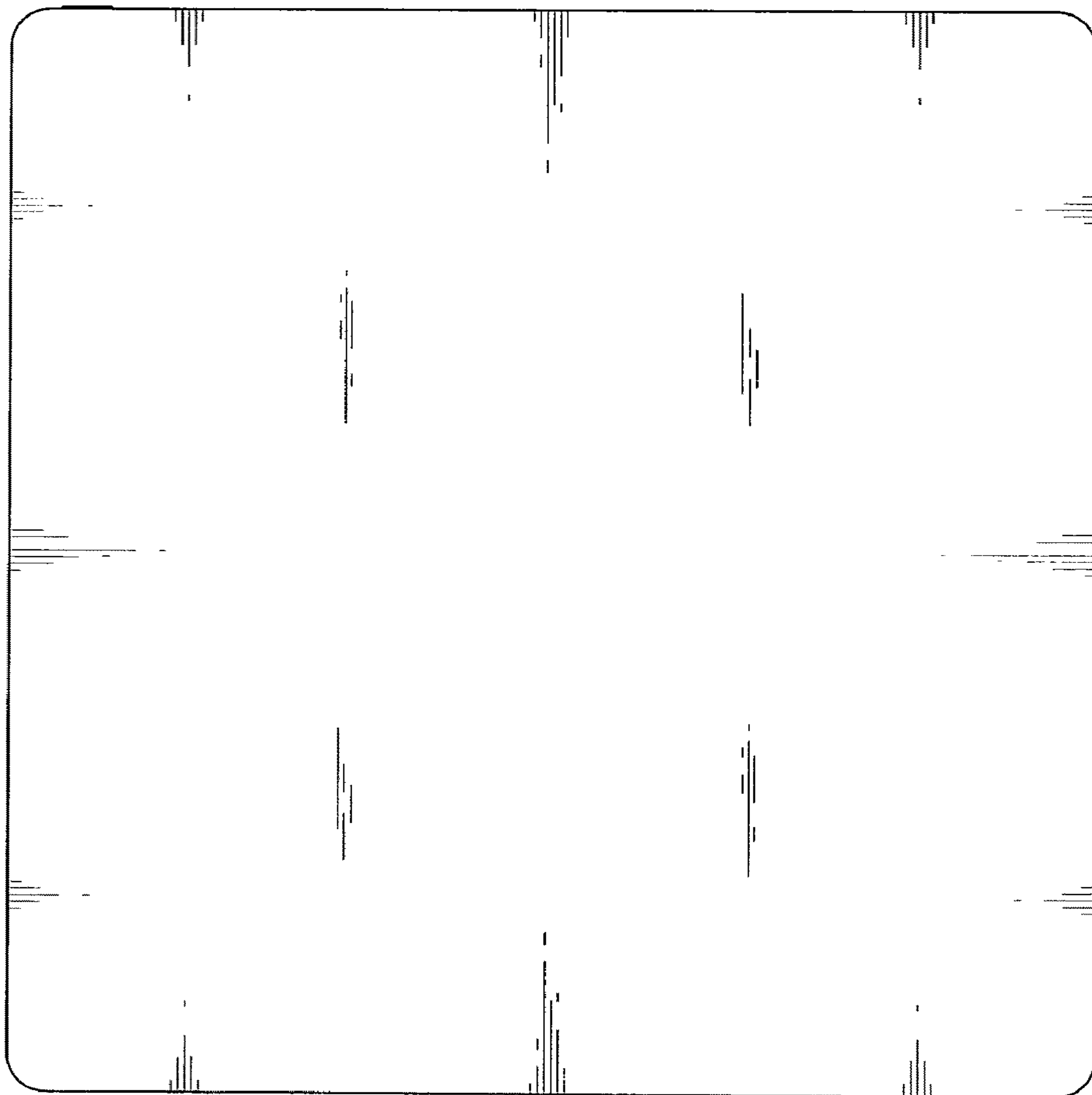



FIG. 3



# FIG. 4



# FIG. 5




FIG. 6




FIG. 7

