



US00D631883S

(12) **United States Design Patent**
Maier

(10) **Patent No.:** **US D631,883 S**

(45) **Date of Patent:** **** Feb. 1, 2011**

(54) **USB TERMINATOR**

(75) Inventor: **Ferdinand Maier**, Obertrum am See
(AT)

(73) Assignee: **fm marketing GmbH**, Obertrum am See
(AT)

(**) Term: **14 Years**

(21) Appl. No.: **29/340,112**

(22) Filed: **Jul. 14, 2009**

(51) **LOC (9) Cl.** **14-02**

(52) **U.S. Cl.** **D14/435.1**

(58) **Field of Classification Search** D14/356,
D14/411, 433, 435.1, 436, 137, 155, 167,
D14/168, 203.1–203.8, 240, 242, 299, 480.1–480.7,
D14/484.1, 140, 218, 358, 217, 238.1; D3/201,
D3/273; D13/107, 108, 149, 184, 168; 710/300,
710/301; 439/131, 135–147; 361/679.31,
361/679.33, 679.4, 752; 711/100, 115; 360/69;
379/220.01, 221.01–221.02, 25, 93.09, 93.15,
379/93.14, 156, 900; 455/550.1, 557

See application file for complete search history.

(56) **References Cited**

U.S. PATENT DOCUMENTS

4,126,369	A *	11/1978	Rapata et al.	439/488
D269,088	S *	5/1983	Genaro et al.	D14/137
D317,310	S *	6/1991	Schwartz	D14/218
D319,431	S *	8/1991	Constien	D13/184
5,694,267	A *	12/1997	Morehouse et al.	360/97.02
D410,644	S *	6/1999	Iftikar et al.	D14/435
D424,048	S *	5/2000	Iftikar et al.	D14/435
D438,508	S *	3/2001	Stanford et al.	D13/103
D455,751	S *	4/2002	Hussaini et al.	D14/436
D471,911	S *	3/2003	Takiguchi et al.	D14/432
D474,154	S *	5/2003	Lai	D13/147
6,804,749	B2 *	10/2004	Chien et al.	711/115
D513,005	S *	12/2005	Kobayakawa	D14/480.1
D524,817	S *	7/2006	Conley et al.	D14/480.5
7,134,887	B1 *	11/2006	Keely	439/131
D534,150	S *	12/2006	Griffin	D14/155
D541,796	S *	5/2007	Chen	D14/480.7
D545,220	S *	6/2007	Leung	D10/31
7,360,001	B2 *	4/2008	Tashiro	710/72

D581,943	S *	12/2008	Pedersen et al.	D14/496
D582,419	S *	12/2008	Sheba et al.	D14/435
D585,077	S *	1/2009	Sheba et al.	D14/496
7,551,894	B2 *	6/2009	Gerber et al.	455/41.2
7,558,899	B2 *	7/2009	Yip	710/300
D599,795	S *	9/2009	Lindley	D14/358
D604,302	S *	11/2009	Staal	D14/435
D605,178	S *	12/2009	Maier et al.	D14/218
7,679,008	B2 *	3/2010	Lee	174/560
7,704,084	B1 *	4/2010	Cheng	439/131
D618,224	S *	6/2010	Tong et al.	D14/240
D618,225	S *	6/2010	Tong et al.	D14/240
D618,226	S *	6/2010	Tong et al.	D14/240
7,740,492	B2 *	6/2010	Dei Rossi et al.	439/131
2002/0127898	A1 *	9/2002	Liu	439/131
2008/0144270	A1 *	6/2008	Dal Porto et al.	361/684
2009/0040710	A1 *	2/2009	Chung	361/684
2009/0052154	A1 *	2/2009	Wilber et al.	361/818
2009/0147758	A1 *	6/2009	Kumar	370/338
2010/0151712	A1 *	6/2010	Chang	439/135

* cited by examiner

Primary Examiner—Cathron C Brooks

Assistant Examiner—Karen E Kearney

(74) *Attorney, Agent, or Firm*—Senniger Powers LLP

(57) **CLAIM**

The ornamental design for a USB terminator, as shown and described.

DESCRIPTION

FIG. 1 is a bottom, front perspective view of a USB terminator of the present invention;

FIG. 2 is a top, rear perspective view thereof;

FIG. 3 is a right side elevation view thereof;

FIG. 4 is a left side elevation view thereof;

FIG. 5 is a bottom plan view thereof;

FIG. 6 is a rear elevation view thereof;

FIG. 7 is a top plan view thereof; and,

FIG. 8 is a front elevation view thereof.

1 Claim, 3 Drawing Sheets

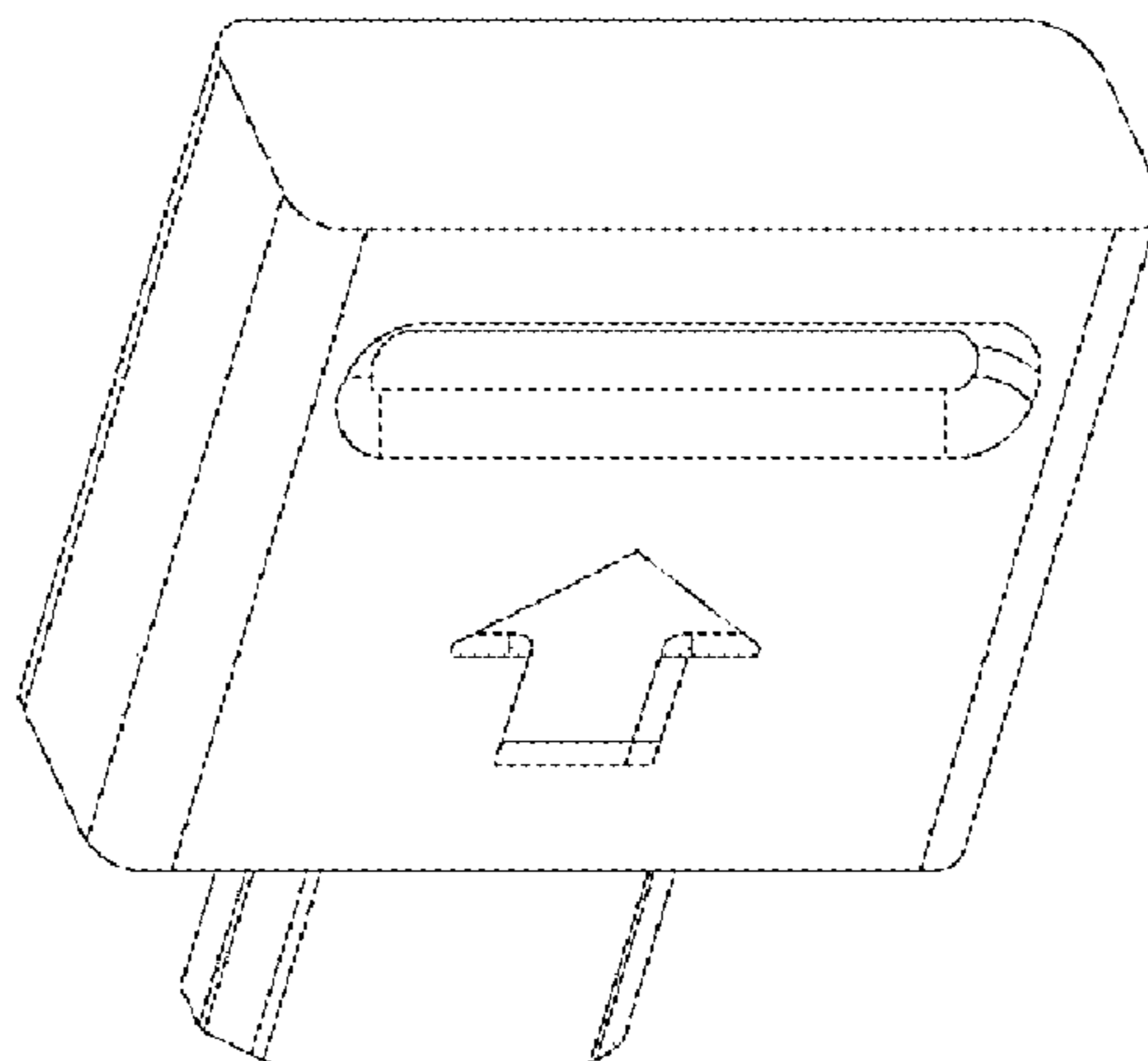


FIG. 1

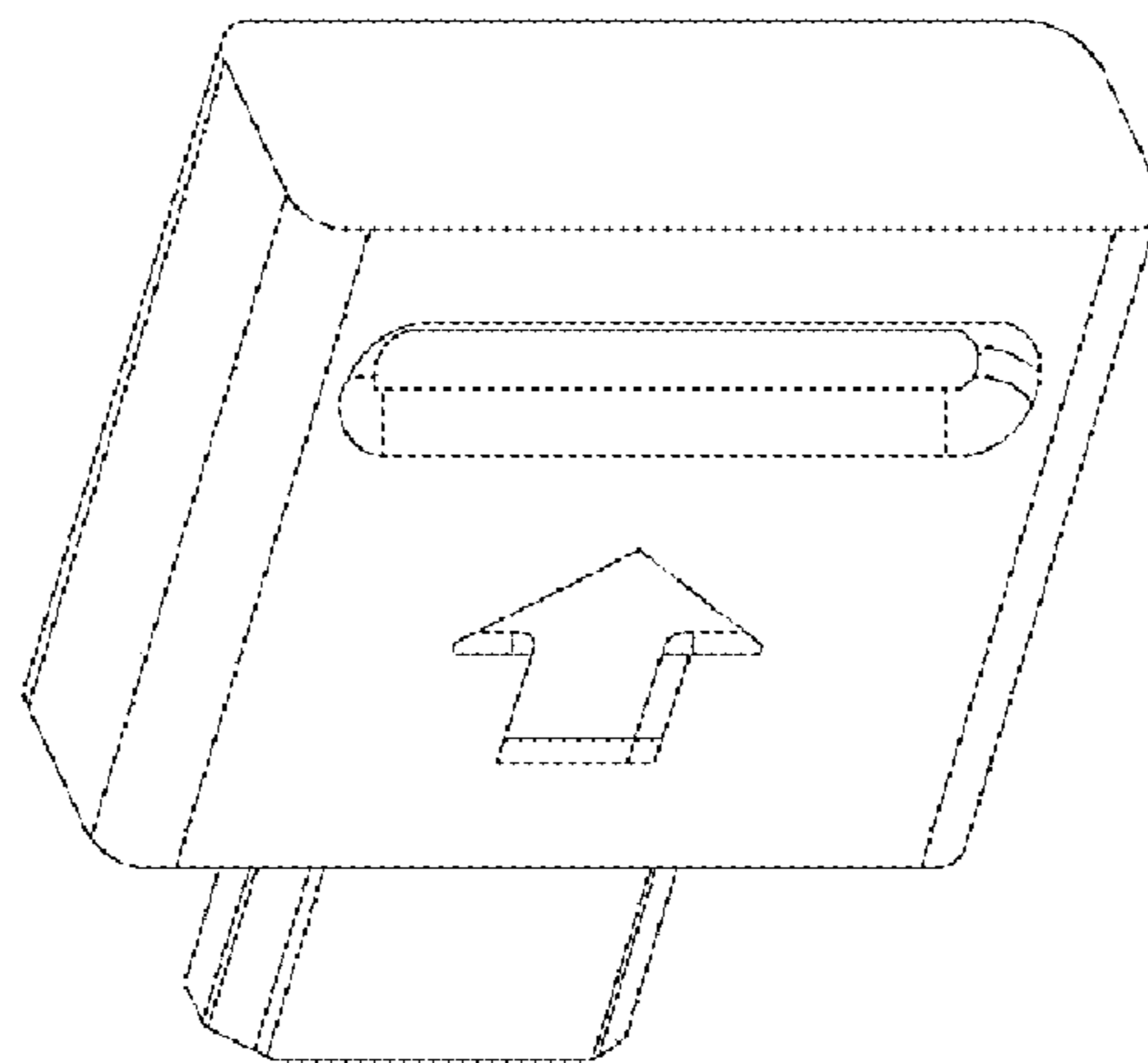


FIG. 2

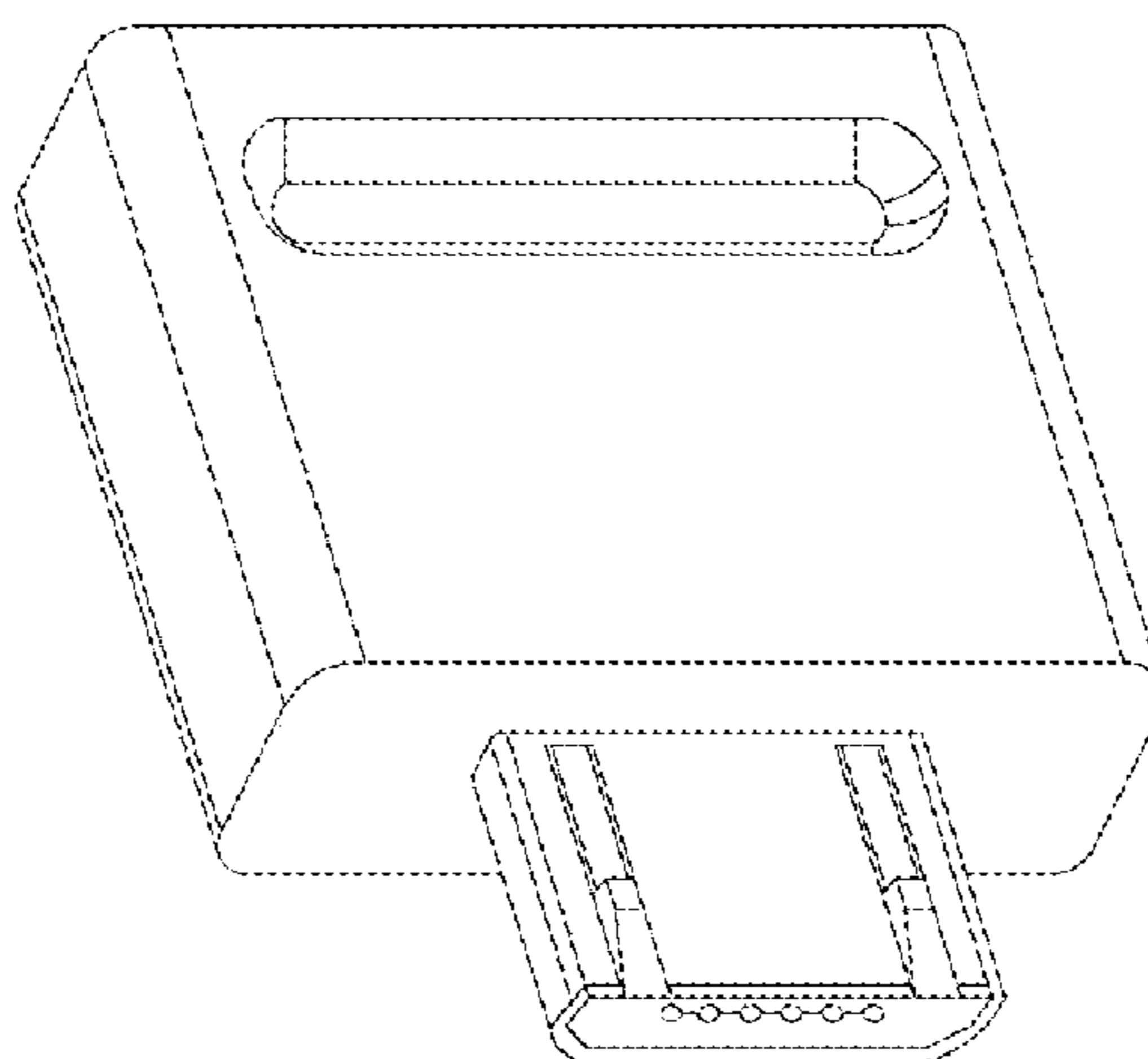


FIG. 3



FIG. 4




FIG. 5

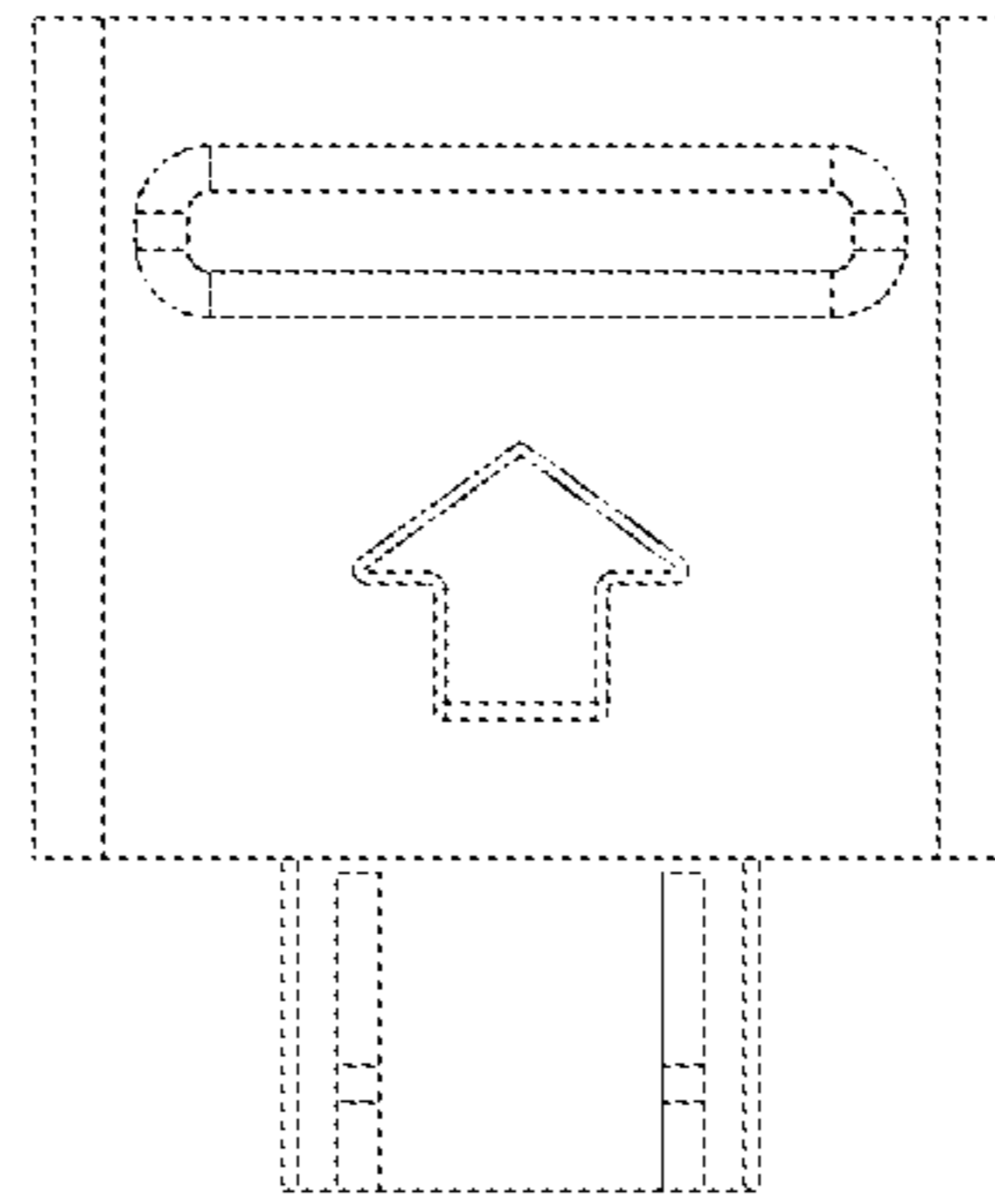


FIG. 6

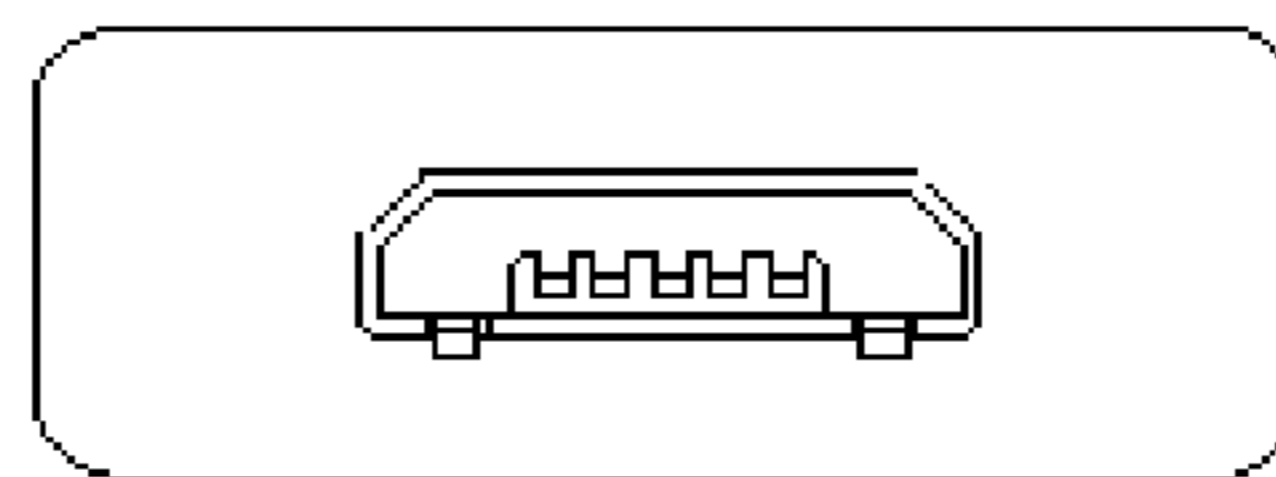


FIG. 7

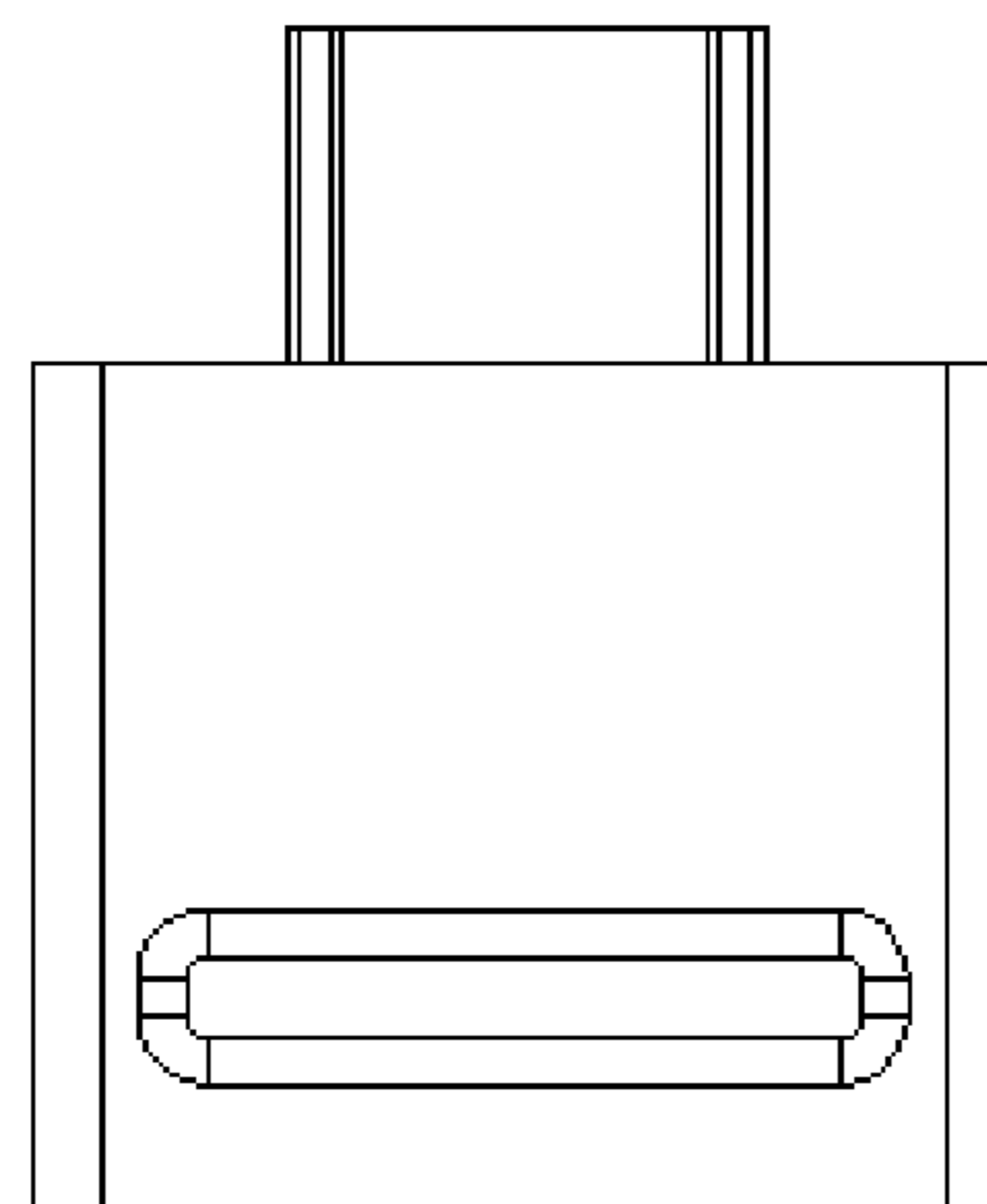


FIG. 8

