



US00D631873S

(12) **United States Design Patent**  
**Jin**

(10) **Patent No.:** **US D631,873 S**

(45) **Date of Patent:** **\*\* Feb. 1, 2011**

(54) **SATELLITE ANTENNA CASE**

(76) Inventor: **Byung Wook Jin**, 842-11, Jijok-dong,  
Yuseong-gu, Daejeon (KR)

(\*\*) Term: **14 Years**

(21) Appl. No.: **29/352,584**

(22) Filed: **Dec. 22, 2009**

(51) **LOC (9) Cl.** ..... **14-03**

(52) **U.S. Cl.** ..... **D14/231; D14/233**

(58) **Field of Classification Search** ..... D14/230-238,  
D14/299; 343/700 R, 840, 841, 908, 872;  
455/3.02, FOR. 215, 575.2

See application file for complete search history.

(56) **References Cited**

**U.S. PATENT DOCUMENTS**

3,351,947	A *	11/1967	Hart	.....	343/840
D227,785	S *	7/1973	Kaysen	.....	D14/233
D260,895	S *	9/1981	Luedtke et al.	.....	D14/233
D275,673	S *	9/1984	Iino et al.	.....	D14/230
4,804,972	A *	2/1989	Schudel	.....	343/840
D324,657	S *	3/1992	Geschwender	.....	D10/101
D344,085	S *	2/1994	Claxton	.....	D14/230
D361,767	S *	8/1995	Tinaphong	.....	D14/230
5,451,972	A *	9/1995	Franklin	.....	343/840
D426,827	S *	6/2000	Tsai Wang	.....	D14/231
D442,168	S *	5/2001	Warner et al.	.....	D14/231

D467,242	S *	12/2002	Warner et al.	.....	D14/230
D553,615	S *	10/2007	Courtney	.....	D14/231
2007/0210972	A1 *	9/2007	Robin et al.	.....	343/705
2007/0296642	A1 *	12/2007	McCown	.....	343/840

\* cited by examiner

*Primary Examiner*—Celia A Murphy

*Assistant Examiner*—John Windmuller

(74) *Attorney, Agent, or Firm*—John K. Park; Park Law Firm

(57) **CLAIM**

The ornamental design for a satellite antenna case, as shown and described.

**DESCRIPTION**

FIG. 1 is a perspective view of a satellite antenna case showing my new design;

FIG. 2 is a front plan view thereof;

FIG. 3 is a rear view thereof;

FIG. 4 is a side view thereof;

FIG. 5 is another side view thereof;

FIG. 6 is a top view thereof; and,

FIG. 7 is a bottom plan view thereof.

The broken lines in FIG. 7 depict portions of the satellite antenna case that form no part of the claimed design.

**1 Claim, 4 Drawing Sheets**


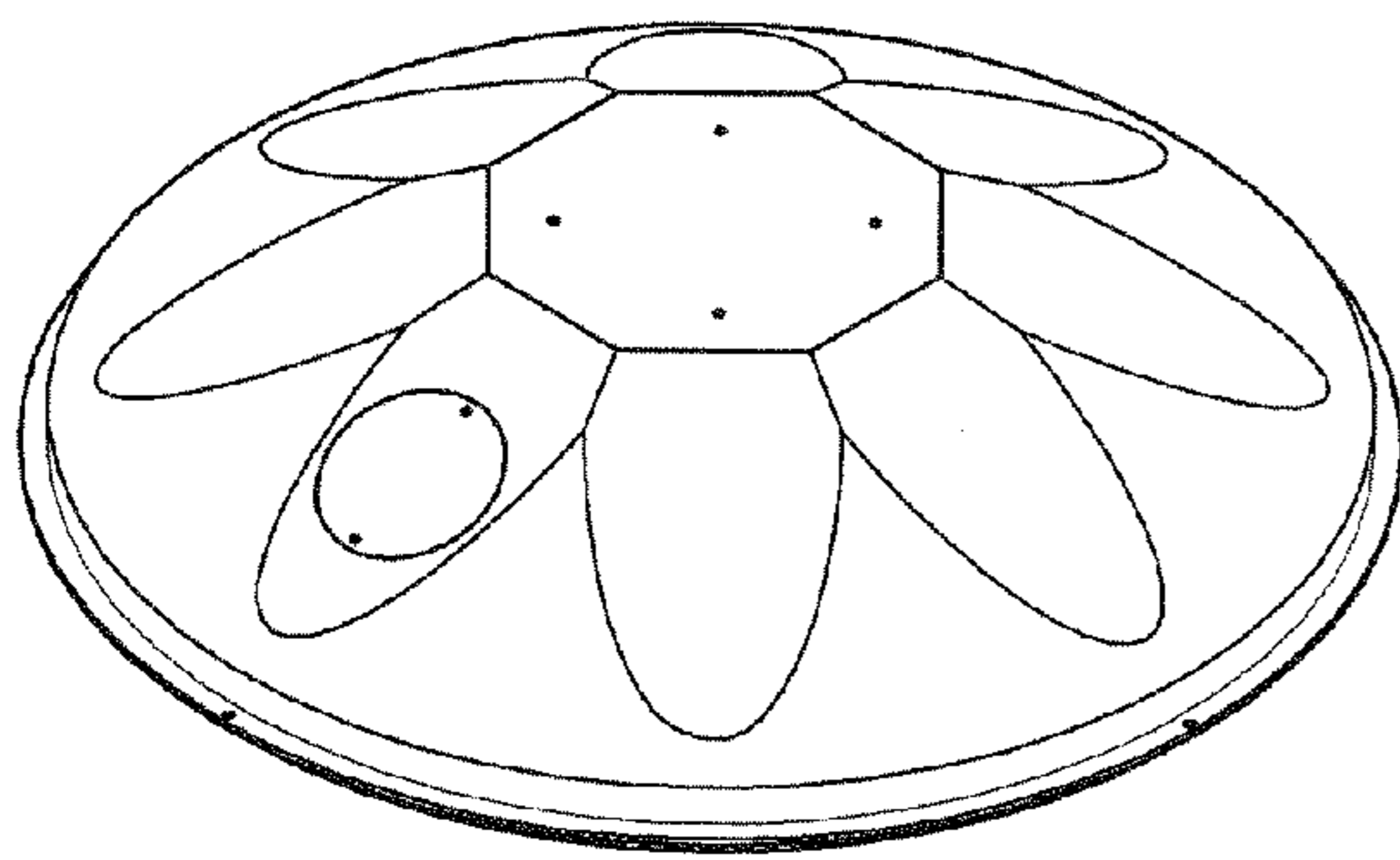


FIG. 1

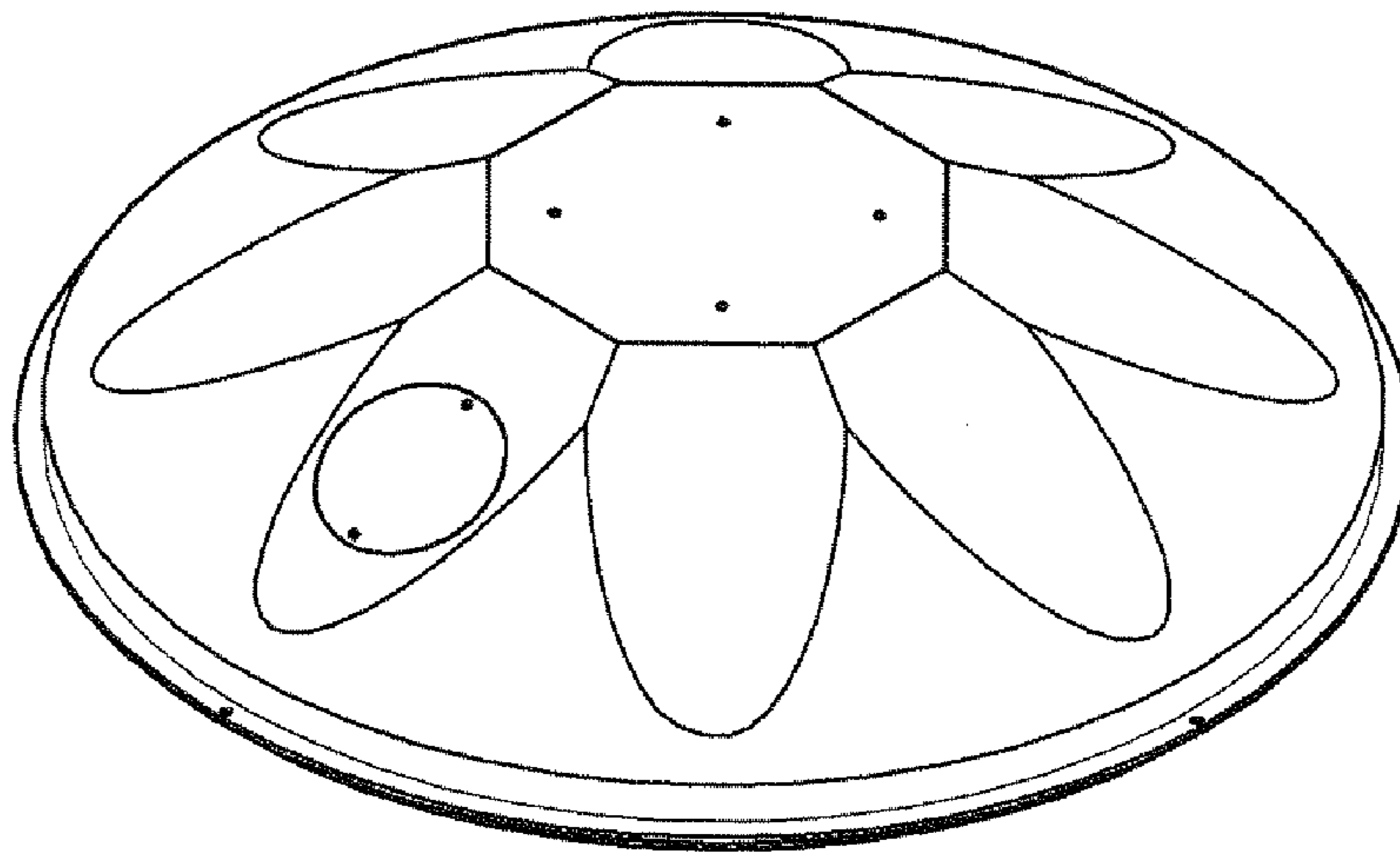


FIG. 2

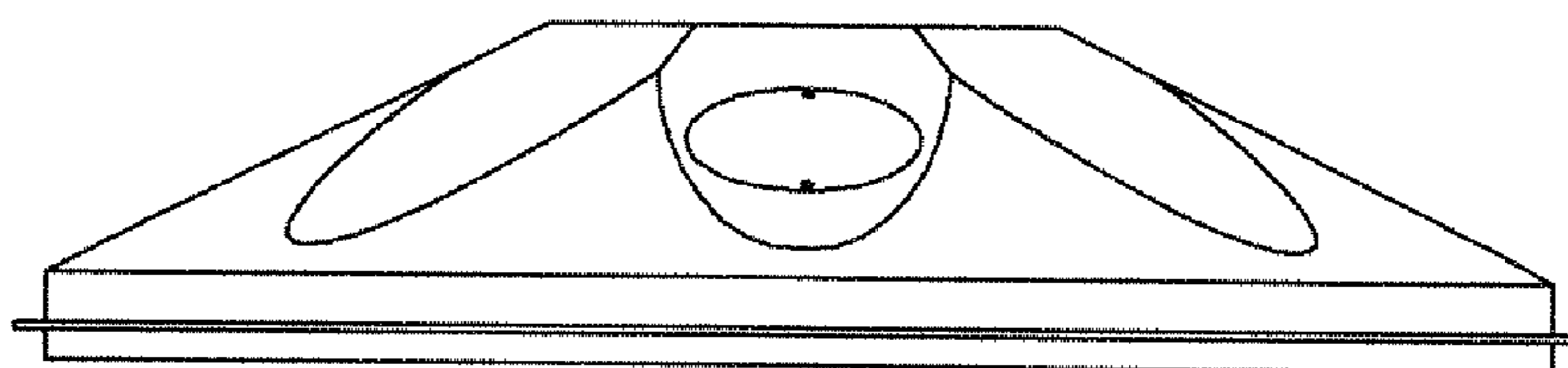


FIG. 3

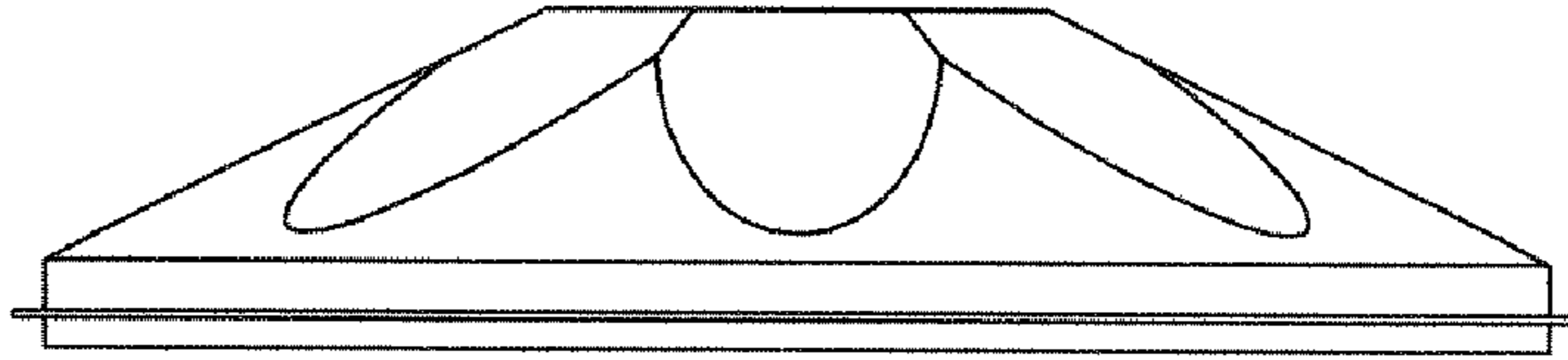


FIG. 4

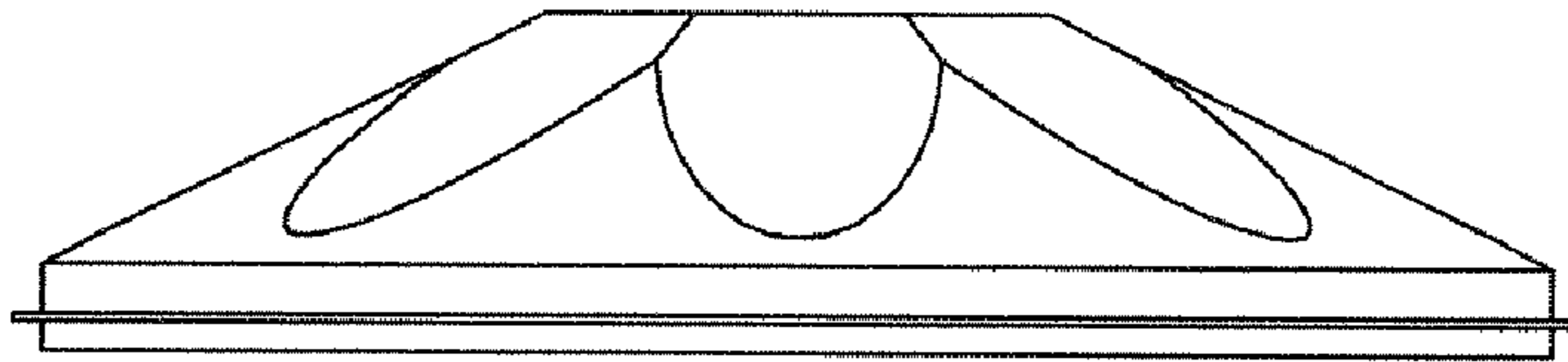


FIG. 5

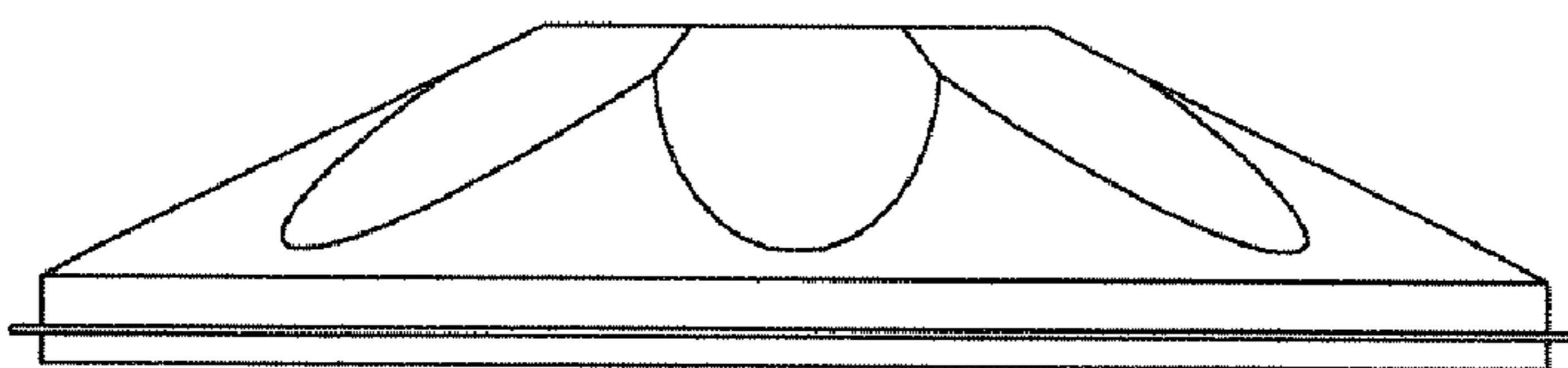


FIG. 6




FIG. 7

