



US00D631867S

(12) **United States Design Patent**  
**Arneson et al.**

(10) **Patent No.:** **US D631,867 S**  
(45) **Date of Patent:** **\*\* Feb. 1, 2011**

(54) **LOUDSPEAKER GRILLE**

(75) Inventors: **Jon M. Arneson**, Napa, CA (US); **Paul Bunning**, Berkeley, CA (US); **Pablo Espinosa**, Pleasanton, CA (US)

(73) Assignee: **Meyer Sound Laboratories, Incorporated**, Berkeley, CA (US)

(\*\*) Term: **14 Years**

(21) Appl. No.: **29/353,926**

(22) Filed: **Jan. 15, 2010**

(51) **LOC (9) Cl.** ..... **14-01**

(52) **U.S. Cl.** ..... **D14/214**

(58) **Field of Classification Search** ..... D14/204,  
D14/210–216, 172; 181/143–144, 147–148,  
181/150–153, 157, 198–199; 381/300–303,  
381/306, 332–333, 336, 345, 361–364, 386–388  
See application file for complete search history.

(56) **References Cited**

**U.S. PATENT DOCUMENTS**

4,805,730	A *	2/1989	O'Neill et al.	.....	181/148
D405,450	S *	2/1999	Niitsu	.....	D14/214
D439,237	S *	3/2001	Felix et al.	.....	D14/214
D501,197	S *	1/2005	Tanoni	.....	D14/214
D565,549	S *	4/2008	Sawhney et al.	.....	D14/214
D567,223	S *	4/2008	Carbone et al.	.....	D14/214
D568,293	S *	5/2008	Sawhney et al.	.....	D14/214
D568,294	S *	5/2008	Sawhney et al.	.....	D14/214
D571,356	S *	6/2008	Smith	.....	D14/214

**OTHER PUBLICATIONS**

Meyer Sound Laboratories, Product Data Sheet, UPQ-1P: Wide Coverage Loudspeaker, 2008.  
Meyer Sound Laboratories, Product Data Sheet, UPA-1P: Compact Wide Coverage Loudspeaker, 2005.  
Meyer Sound Laboratories, Product Data Sheet, UPJUNIOR: UltraCompact VariO Loudspeaker, 2007.

Meyer Sound Laboratories, Product Data Sheet, UPM-1P: Ultra-Compact Wide Coverage Loudspeaker, 2005.

Meyer Sound Laboratories, Product Data Sheet, USW-1P: Compact Subwoofer, 2005.

Meyer Sound Laboratories, Product Data Sheet, UMS-1P: Ultra-Compact Subwoofer, 2005.

Meyer Sound Laboratories, Product Data Sheet, MJF-212A: High Power Stage Monitor, 2007.

\* cited by examiner

*Primary Examiner*—Nanda Bondade

(74) *Attorney, Agent, or Firm*—Beeson Skinner Beverly, LLP

(57) **CLAIM**

The ornamental design for a loudspeaker grille, as shown and described.

**DESCRIPTION**

FIG. 1 is a top perspective view of a loudspeaker grille showing our new design;

FIG. 2 is front elevational view thereof;

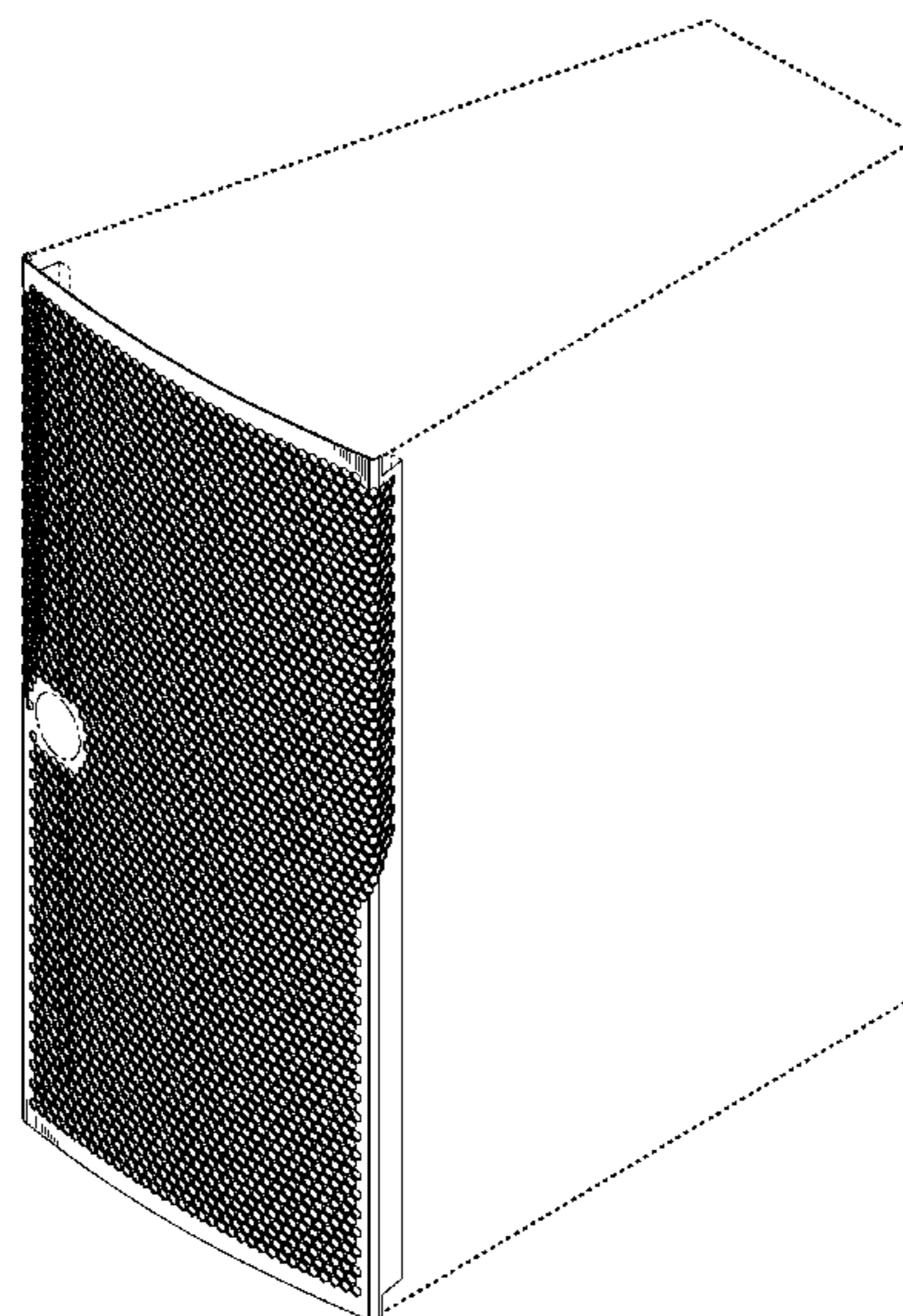
FIG. 3 is a right side elevational view thereof, the left side being a mirror image;

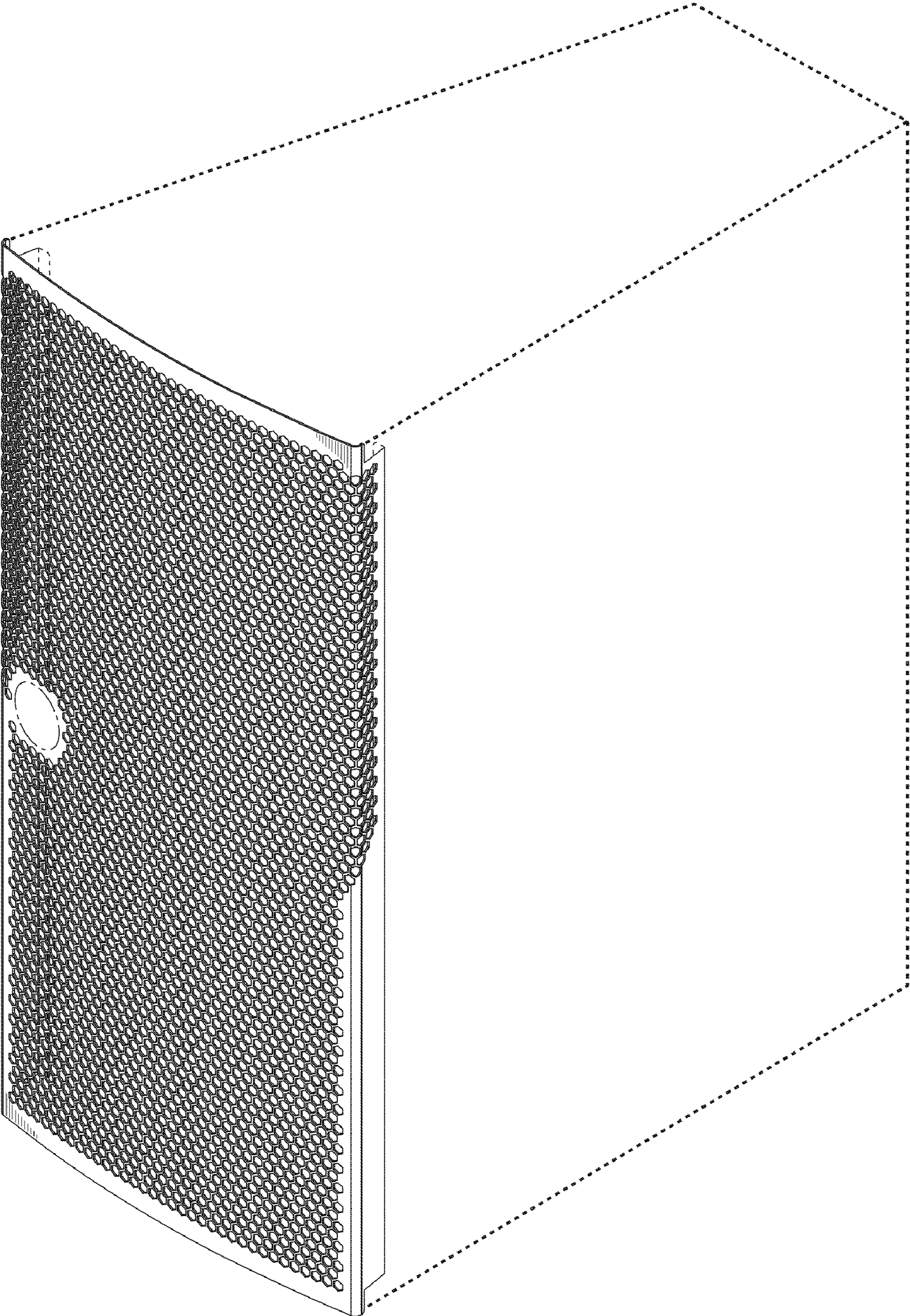
FIG. 4 is an enlarged top plan view thereof; and,

FIG. 5 is an enlarged fragmentary view thereof taken along line 5 in FIG. 2, showing the loudspeaker grille perforation pattern in greater detail.

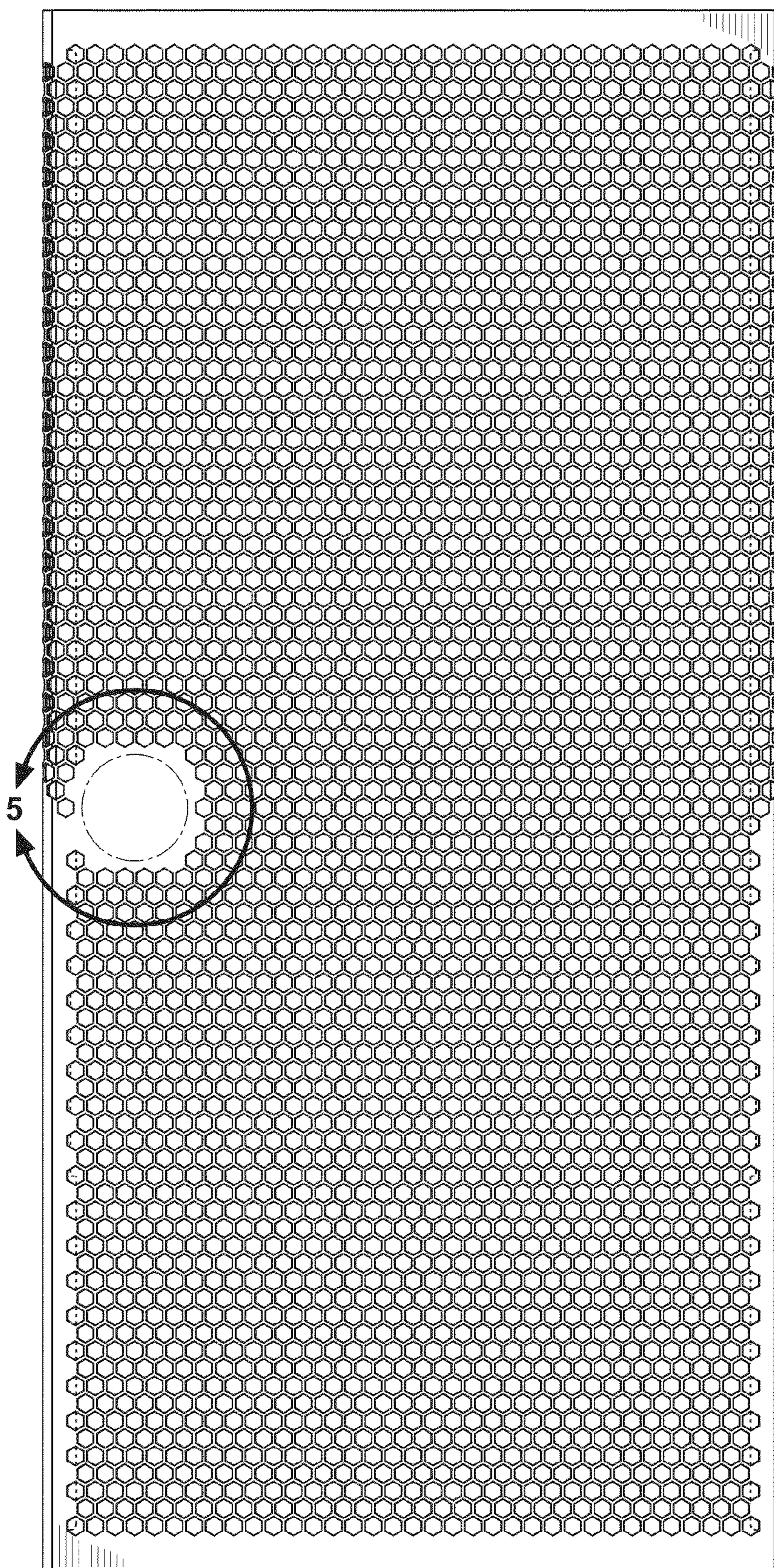
The broken line representation of a loudspeaker box shown in FIGS. 1 and 4, and the broken line representation of in-turned ends for the loudspeaker grille sidewalls shown in FIGS. 1, 4, and 5, are for illustrative purposes only and form no part of the claimed design. The circle shown as a dash-dot-dash line in FIGS. 1, 2, and 5 represent the bounds of the claimed design, with the inside of the circle containing unclaimed subject matter. The rear of the loudspeaker grille also not part of the claimed design and is not shown.

**1 Claim, 5 Drawing Sheets**

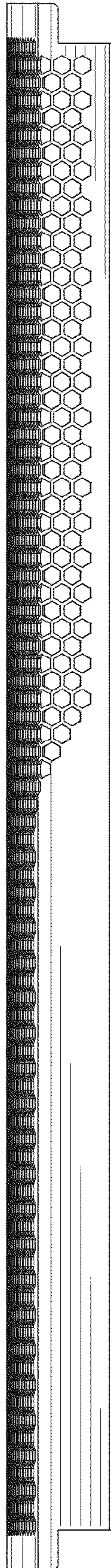




**FIG. 1**

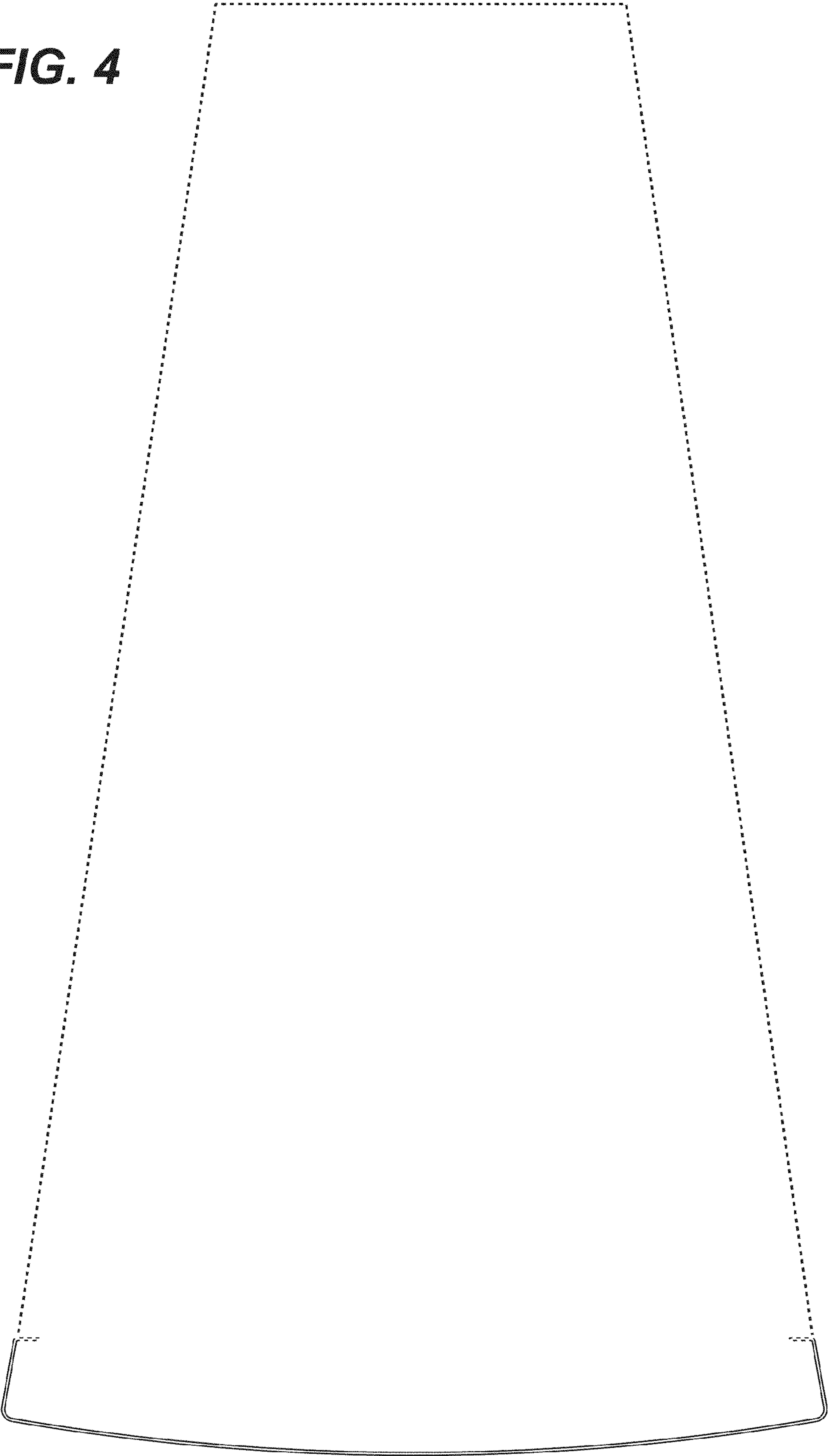


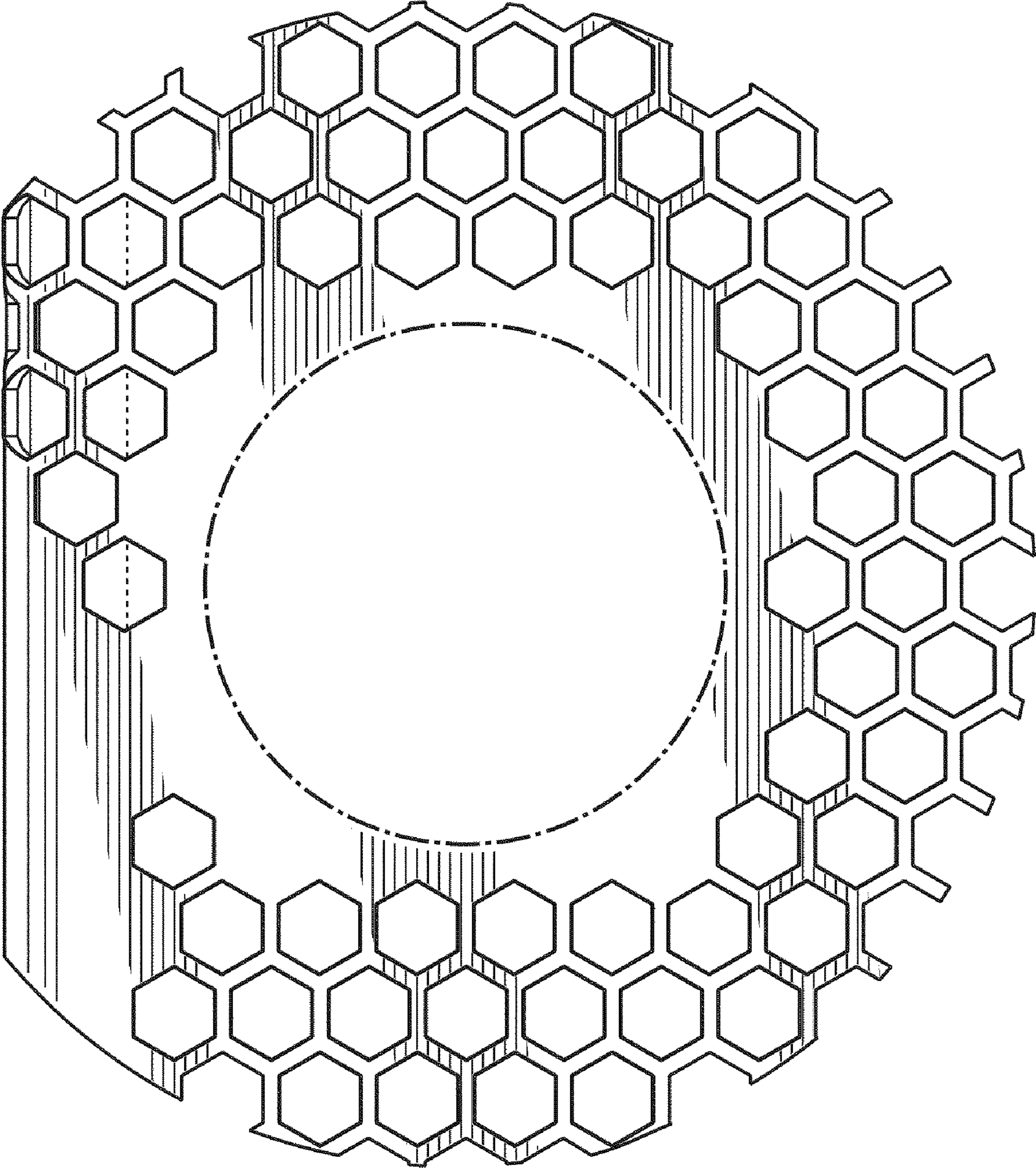
**FIG. 2**



**FIG. 3**

**FIG. 4**





**FIG. 5**