



US00D631866S

(12) **United States Design Patent**
Solland

(10) **Patent No.:** **US D631,866 S**

(45) **Date of Patent:** **** *Feb. 1, 2011**

(54) **PORTION OF A LOUDSPEAKER**

(75) Inventor: **Kurt Solland**, Westlake Village, CA
(US)

(73) Assignee: **Harman International Industries, Incorporated**, Northridge, CA (US)

(*) Notice: This patent is subject to a terminal disclaimer.

(**) Term: **14 Years**

(21) Appl. No.: **29/351,737**

(22) Filed: **Dec. 10, 2009**

(51) **LOC (9) Cl.** **14-01**

(52) **U.S. Cl.** **D14/214**

(58) **Field of Classification Search** D14/204,
D14/207, 209.1, 210–216, 168, 172; 181/143–144,
181/147–148, 150–153, 157, 198–199; 381/300–303,
381/306, 332–333, 336, 345, 361–364, 386–388
See application file for complete search history.

(56) **References Cited**

U.S. PATENT DOCUMENTS

D472,542 S *	4/2003	Oikawa	D14/172
D501,841 S *	2/2005	Hsu	D14/171
D505,131 S *	5/2005	Lee et al.	D14/215
D537,071 S *	2/2007	Chen	D14/215
D549,690 S *	8/2007	Kimura	D14/211
D551,207 S *	9/2007	Yano	D14/214
D578,997 S *	10/2008	Takuma	D14/172

* cited by examiner

Primary Examiner—Nanda Bondade

(74) *Attorney, Agent, or Firm*—Plumsea Law Group, LLC

(57) **CLAIM**

The ornamental design for a portion of a loudspeaker, as shown and described.

DESCRIPTION

FIG. 1 is a perspective view of a portion of a loudspeaker showing my new design;

FIG. 2 is a front elevational view thereof;

FIG. 3 is a top plan view thereof;

FIG. 4 is a bottom plan view thereof;

FIG. 5 is an end elevational view of one side thereof;

FIG. 6 is an end elevational view of the other side thereof;

FIG. 7 is a perspective view of a portion of a loudspeaker showing another embodiment of my new design;

FIG. 8 is a front elevational view thereof;

FIG. 9 is a top plan view thereof;

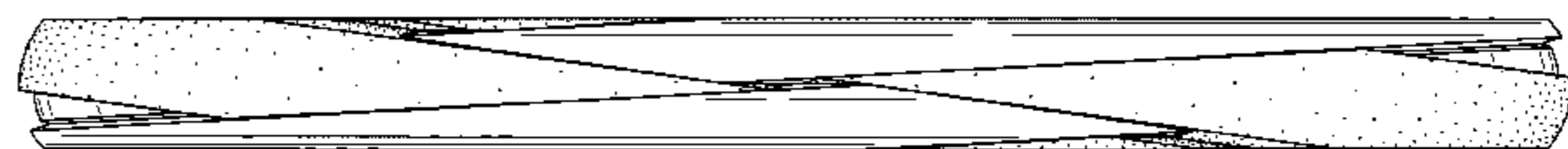

FIG. 10 is a bottom plan view thereof;

FIG. 11 is an end elevational view of one side thereof; and,

FIG. 12 is an end elevational view of the other side thereof.

The depth of the central surfaces is consistent with the depths of the end surfaces shown in the end elevational view. The broken line showings of the remainder of the loudspeaker are for illustrative purposes only and form no part of the claimed design.

1 Claim, 4 Drawing Sheets



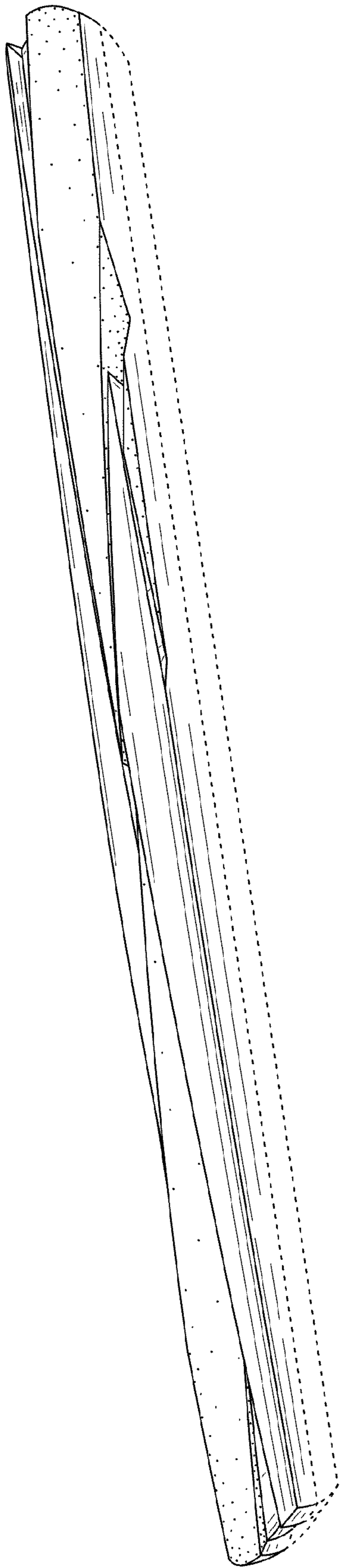


FIG. 1




FIG. 2

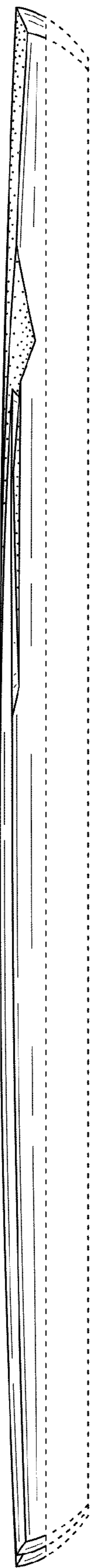


FIG. 3

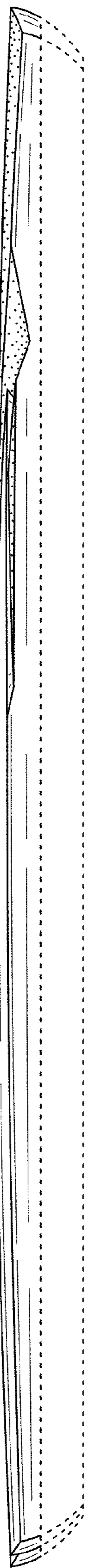


FIG. 4

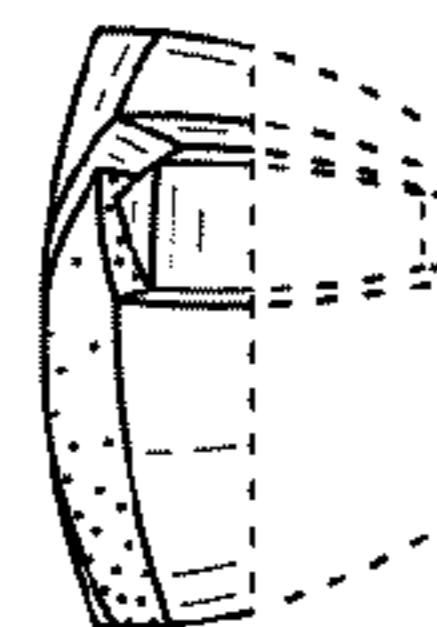


FIG. 5

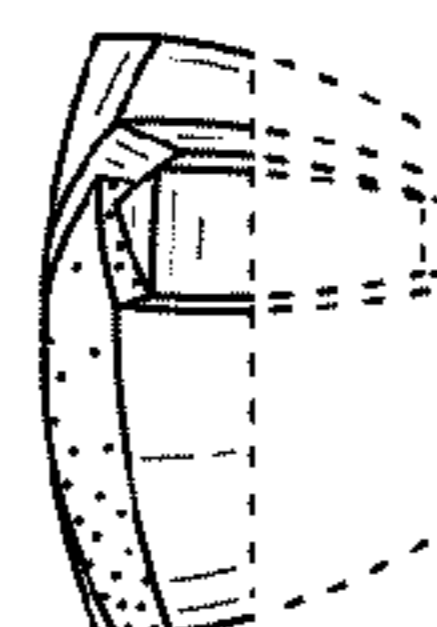


FIG. 6

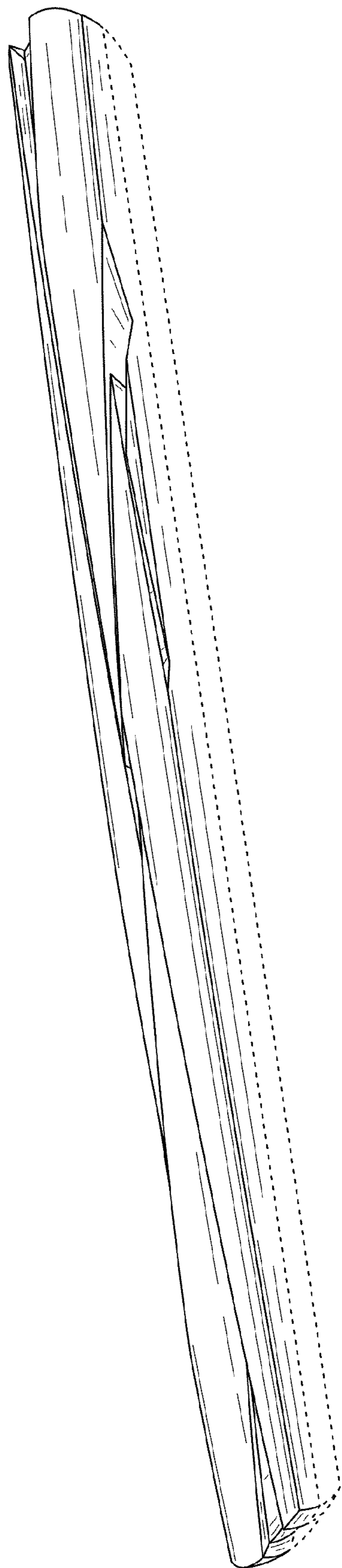


FIG. 7




FIG. 8



FIG. 9

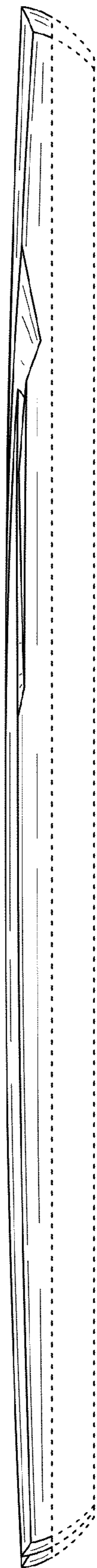


FIG. 10

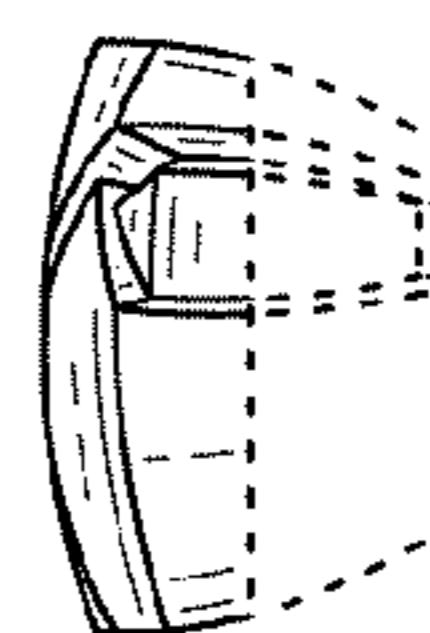


FIG. 11

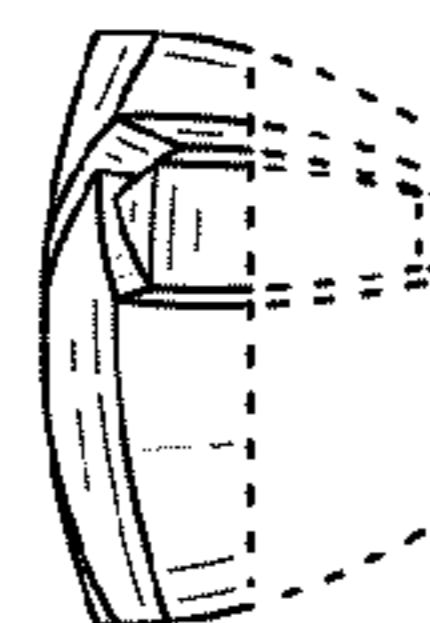


FIG. 12