

US00D631861S

(12) **United States Design Patent**
Perrier et al.

(10) **Patent No.:** **US D631,861 S**

(45) **Date of Patent:** **** Feb. 1, 2011**

(54) **DISPLAY DEVICE**

(75) Inventors: **R. Sylvain Perrier**, New Market (CA);
Robert Segal, Toronto (CA); **Russell Harper**, Toronto (CA); **Robin Harrison**, East Mount Albert (CA); **Mark Edey**, Ottawa (CA); **Jeremy List**, New Market (CA); **Lucy List**, New Market (CA); **Jason Busschaert**, Towson, MD (US); **Michael Fedorov**, Richmond Hill (CA); **Denys Motuzenko**, Mississauga (CA); **Jiang Zhao**, Scarborough (CA); **Andrew Chang**, North York (CA); **Ozgun Gul**, Toronto (CA); **Sarah Dobbin**, Ottawa (CA)

(73) Assignee: **Springboard Retail Networks inc.**, Toronto (CA)

(**) Term: **14 Years**

(21) Appl. No.: **29/361,882**

(22) Filed: **May 17, 2010**

Related U.S. Application Data

(62) Division of application No. 29/274,437, filed on Apr. 24, 2007, now Pat. No. Des. 616,840.

(30) **Foreign Application Priority Data**

Oct. 26, 2006 (CA) 118033

(51) **LOC (9) Cl.** **14-03**

(52) **U.S. Cl.** **D14/126; D14/129**

(58) **Field of Classification Search** D14/125-134, D14/239, 371, 136, 374-377, 440, 450, 448, D14/336, 342; 312/7.2; 348/836, 838, 180, 348/184, 325, 739; 341/12; 248/917-924, 248/465; 345/104, 133, 156, 168, 87, 173; 720/605, 669, 600, 655; 369/99, 197; 455/344, 455/347; D21/329, 515, 577, 622, 333, 433, D21/448, 452, 450, 331; D6/477, 479, 300; 273/148 B; 446/484, 175, 356; D10/15, D10/26

See application file for complete search history.

(56) **References Cited**

U.S. PATENT DOCUMENTS

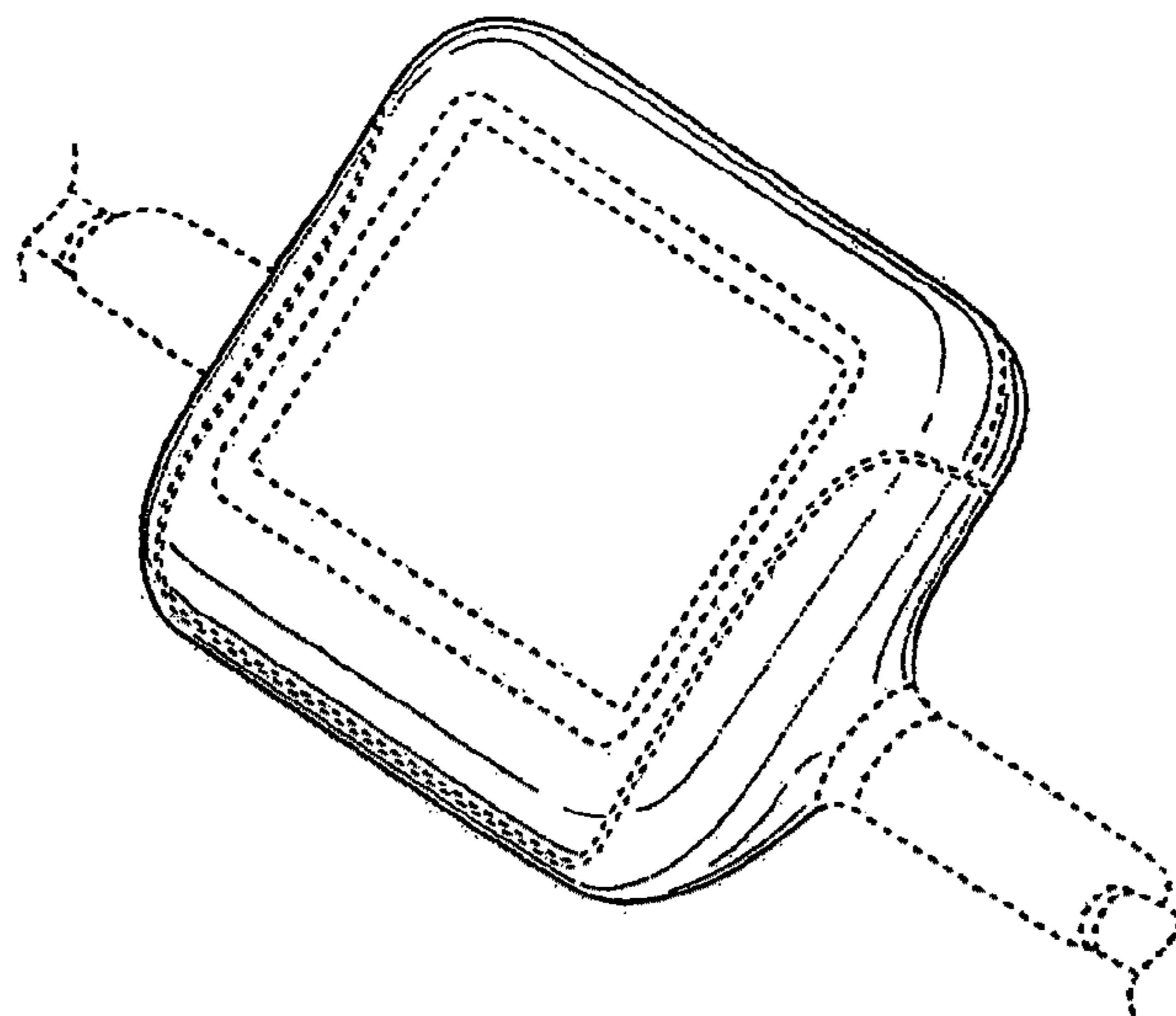
D276,707 S	12/1984	Segan et al.
D349,252 S	8/1994	Hurd
D421,927 S	3/2000	Binder et al.
D422,519 S	4/2000	Ueda et al.
D472,835 S	4/2003	Hendey
D483,276 S	12/2003	Schabbach
D548,207 S	8/2007	Hsiung
D558,460 S	1/2008	Yu et al.
D571,560 S	6/2008	Liu et al.
D582,814 S	12/2008	Ball et al.
D598,406 S	8/2009	Wang

Primary Examiner—Raphael Barkai

(74) *Attorney, Agent, or Firm*—Osha • Liang LLP

(57) **CLAIM**

The ornamental design for a display device, as shown and described.



DESCRIPTION

FIG. 1 is a front right perspective view of a display device;
FIG. 2 is a front elevation view thereof;
FIG. 3 is a side view thereof;
FIG. 4 is a rear elevation view thereof;

FIG. 5 is top plan view thereof; and,

FIG. 6 is a bottom plan view thereof.

The broken lines shown in FIGS. 1-6 are for illustrative purposes only and form no part of the claimed design.

1 Claim, 3 Drawing Sheets

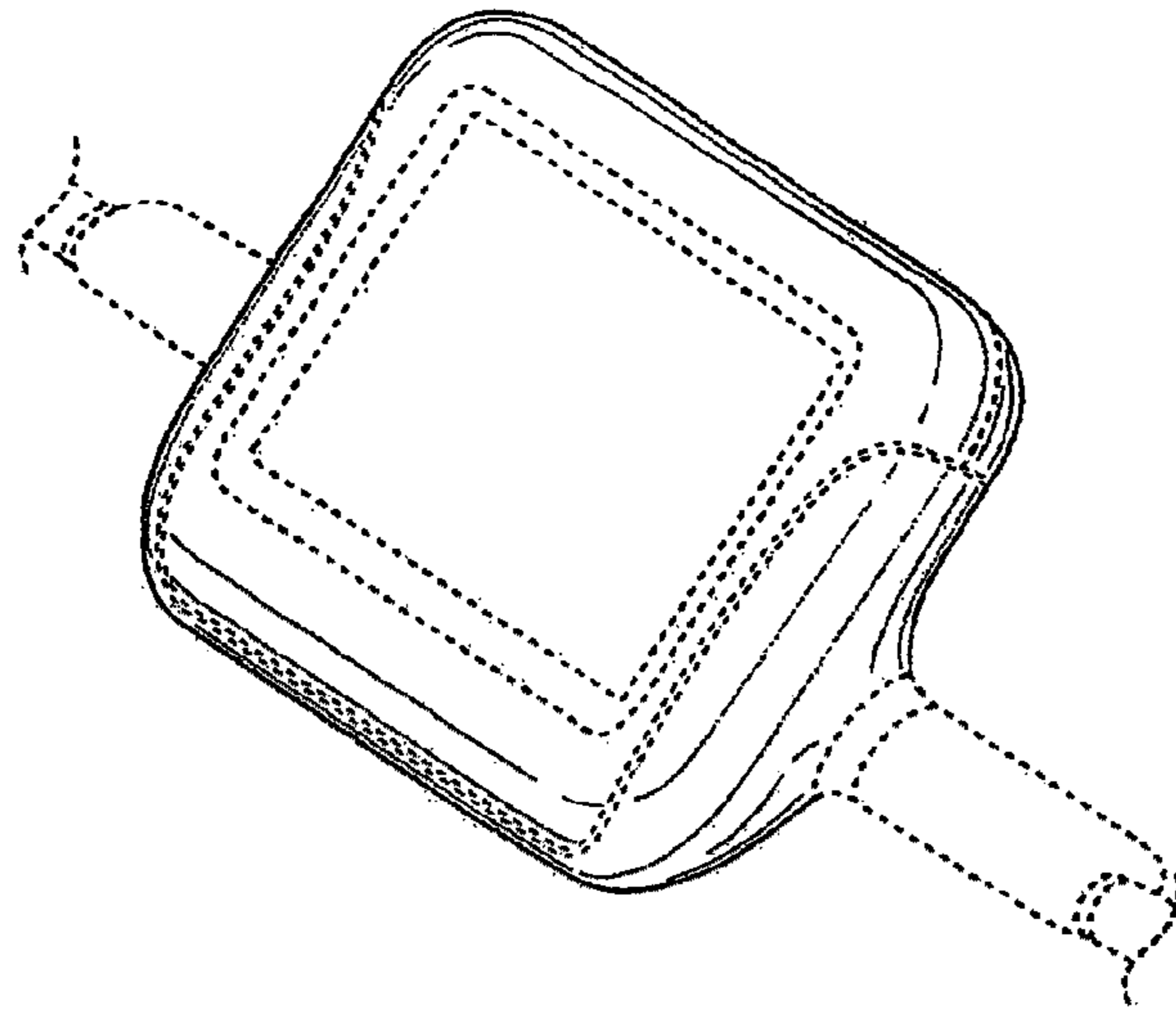


FIG. 1




FIG. 2

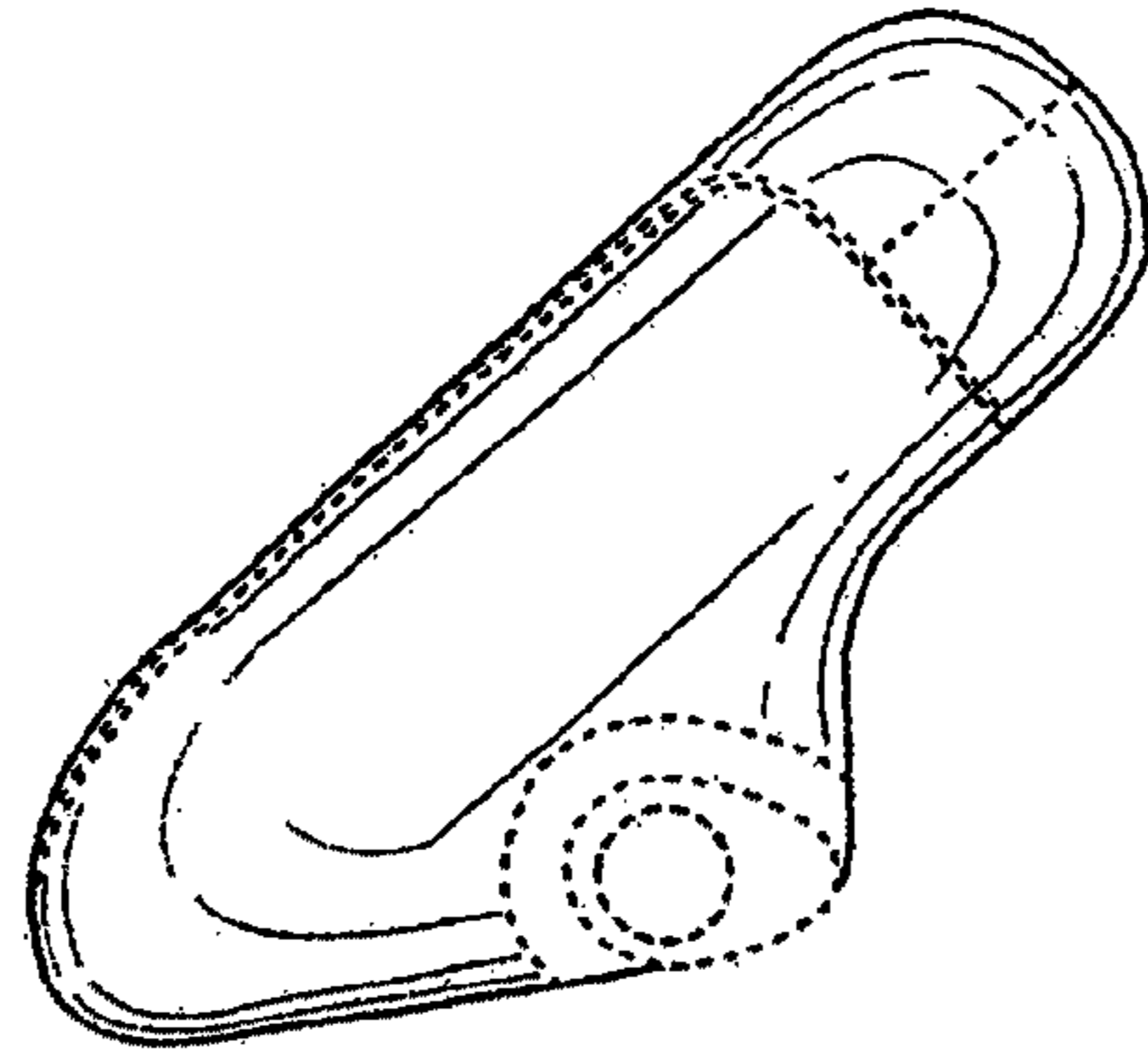


FIG. 3

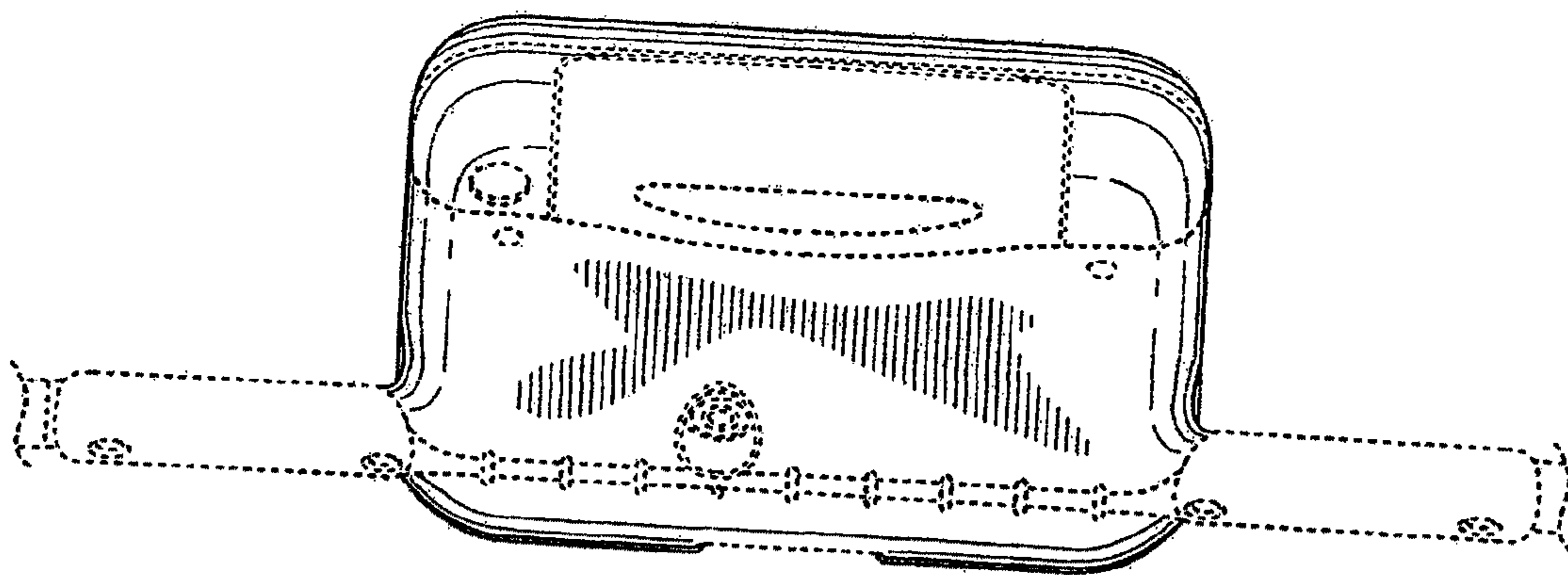


FIG. 4

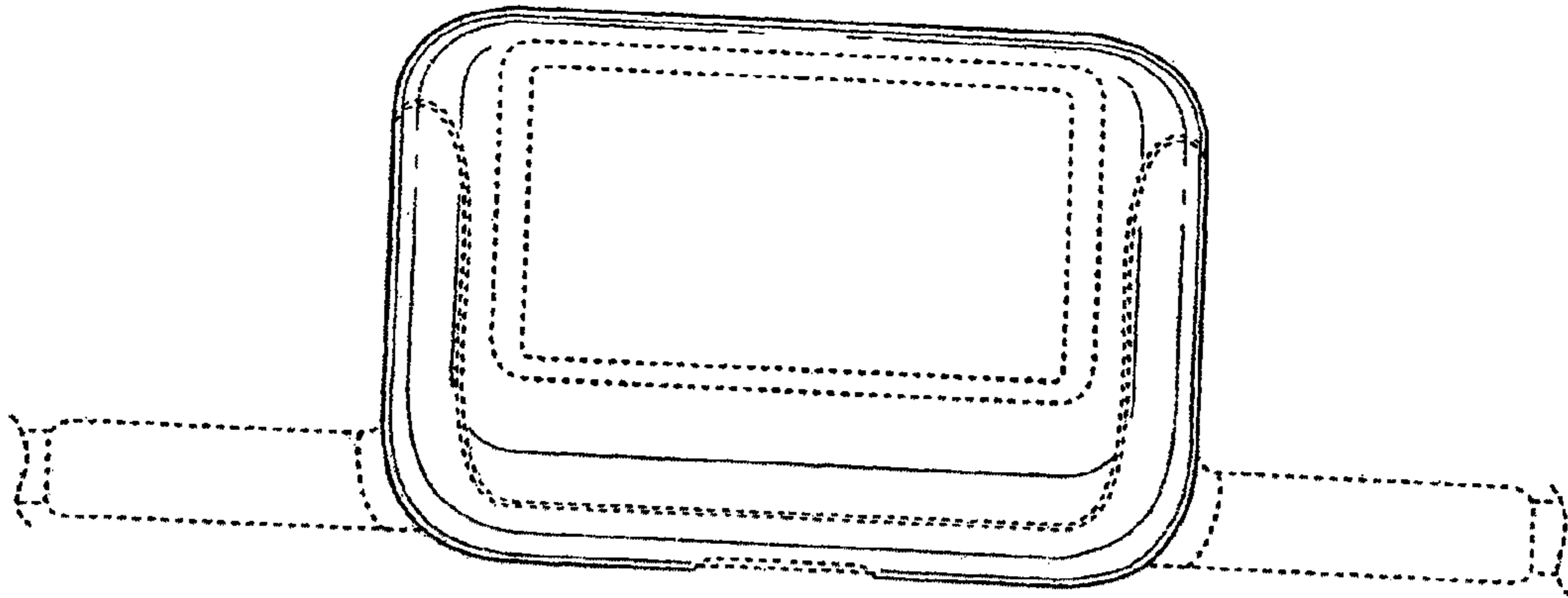


FIG. 5

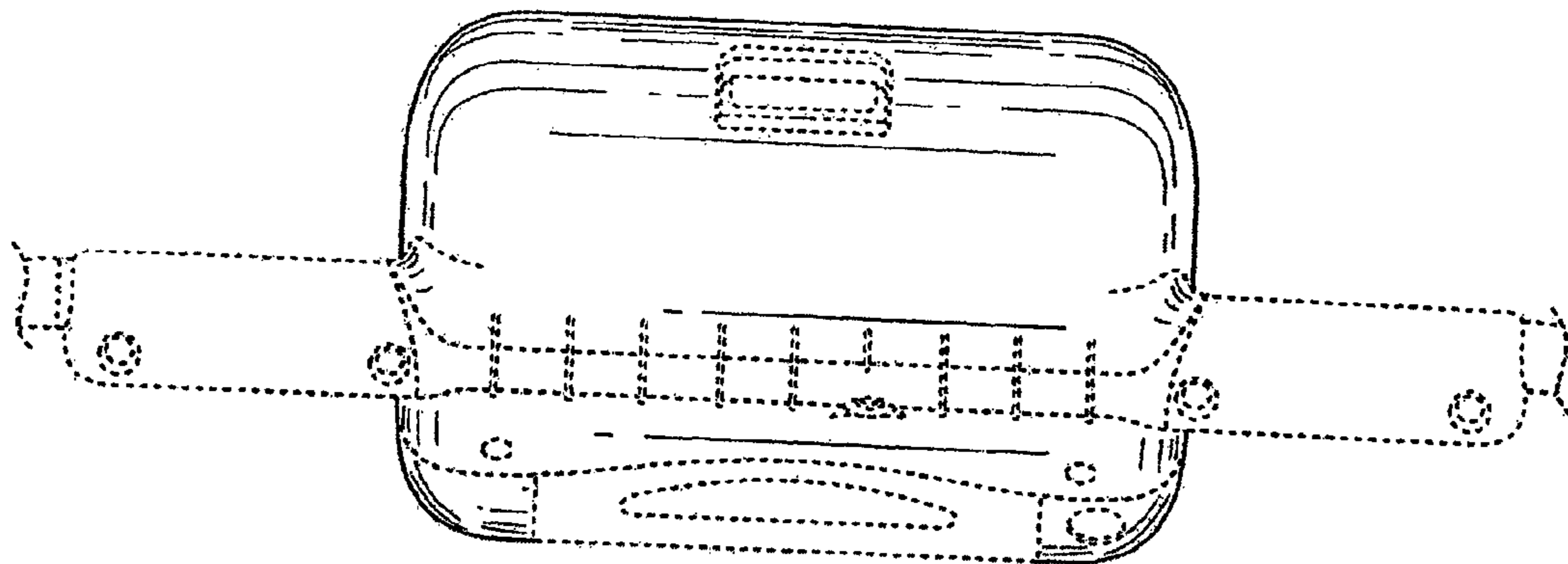


FIG. 6