

US00D631857S

(12) **United States Design Patent**
Hsieh

(10) **Patent No.:** **US D631,857 S**

(45) **Date of Patent:** **** *Feb. 1, 2011**

(54) **LIGHT EMITTING DIODE**

(75) Inventor: **Chung-Chuan Hsieh**, Tucheng (TW)

(73) Assignee: **Everlight Electronics Co., Ltd.**,
Tucheng (TW)

(**) Term: **14 Years**

(21) Appl. No.: **29/337,239**

(22) Filed: **May 18, 2009**

(30) **Foreign Application Priority Data**

Nov. 18, 2008 (TW) 97306583

(51) **LOC (9) Cl.** **13-03**

(52) **U.S. Cl.** **D13/180**

(58) **Field of Classification Search** D13/180;
D26/2; 257/79, 80, 81, 88, 89, 95, 98, 99,
257/100, E33.058; 313/483, 498, 500; 362/555,
362/800

See application file for complete search history.

(56) **References Cited**

U.S. PATENT DOCUMENTS

D136,797 S * 12/1943 Mareck D26/76
D306,768 S * 3/1990 Yuen D26/42
5,911,494 A * 6/1999 Lary 362/106
D487,527 S * 3/2004 Sieczkowski D26/76
D499,075 S * 11/2004 Yoon et al. D13/180
7,267,461 B2 * 9/2007 Kan et al. 362/373
7,303,310 B2 * 12/2007 You et al. 362/240

D597,040 S * 7/2009 Hakata D13/180
2004/0136197 A1 * 7/2004 Ishida 362/487

FOREIGN PATENT DOCUMENTS

KR 300350818 4/2004
TW D113971 8/1995
TW D121665 11/1996

OTHER PUBLICATIONS

Taiwanese Office Action dated Sep. 15, 2009 issued in related Taiwanese Patent Application No. 97306583.

* cited by examiner

Primary Examiner—Selina Sikder

(74) *Attorney, Agent, or Firm*—Grossman, Tucker, Perreault & Pflieger, PLLC

(57) **CLAIM**

The ornamental design for a light emitting diode, as shown and described.

DESCRIPTION

FIG. 1 is a perspective view of a light emitting diode showing my new design;


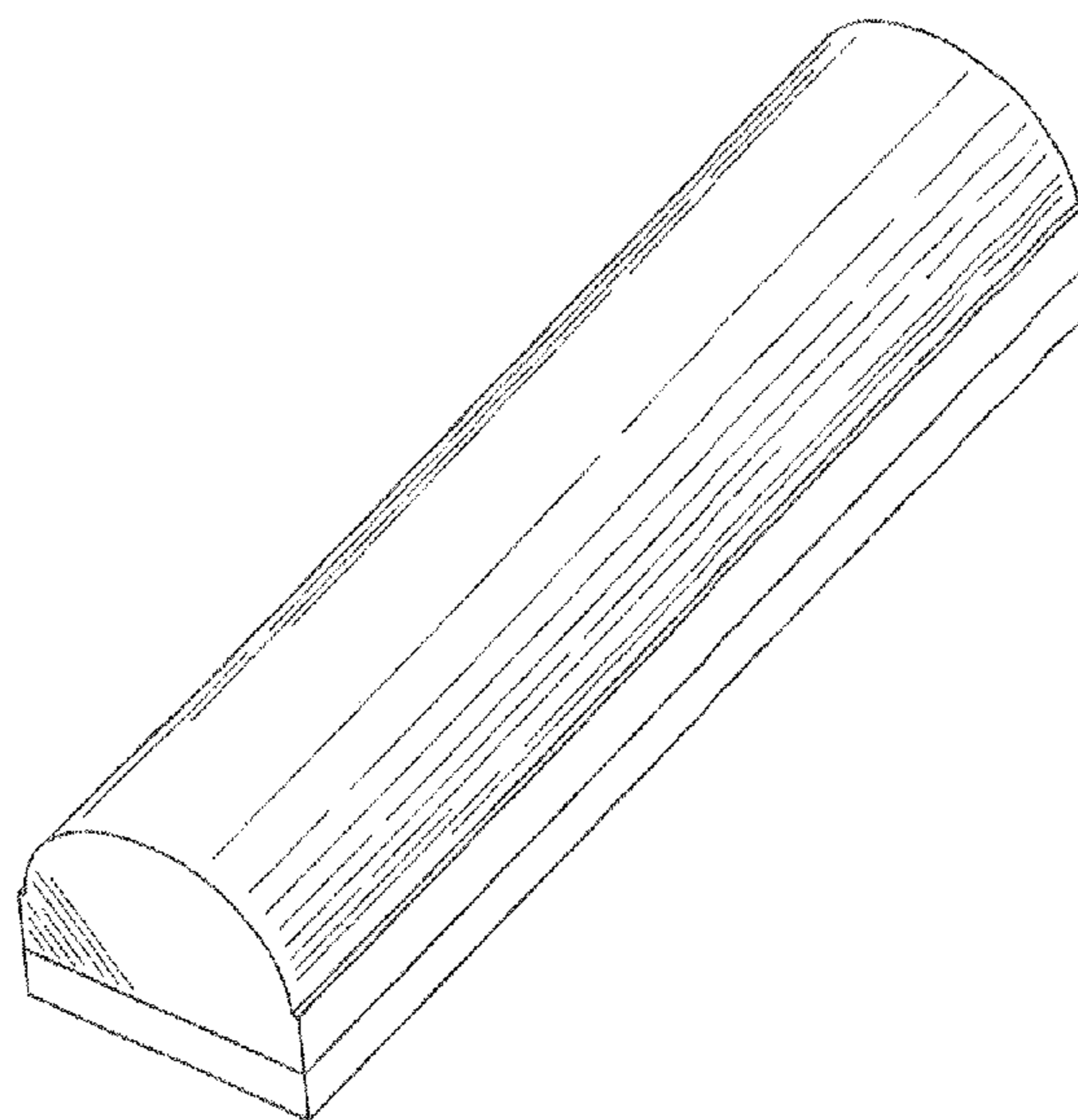
FIG. 2 is a front elevation view, the rear view being a mirror image thereof;

FIG. 3 is a left side elevation view, the right side view being a mirror image thereof;

FIG. 4 is a top plan view thereof; and,

FIG. 5 is a bottom plan view thereof.

1 Claim, 3 Drawing Sheets



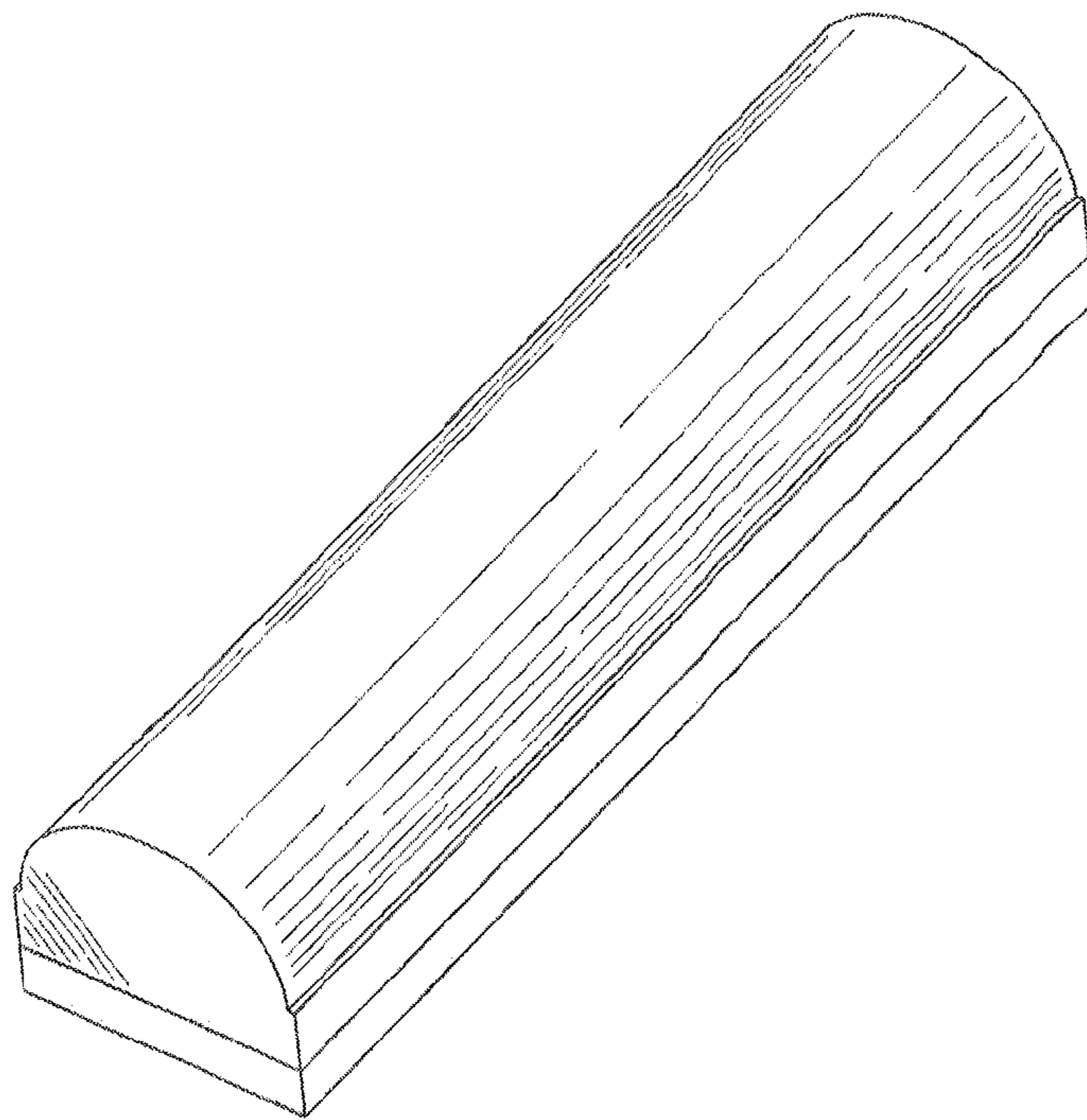


FIG. 1




FIG. 2

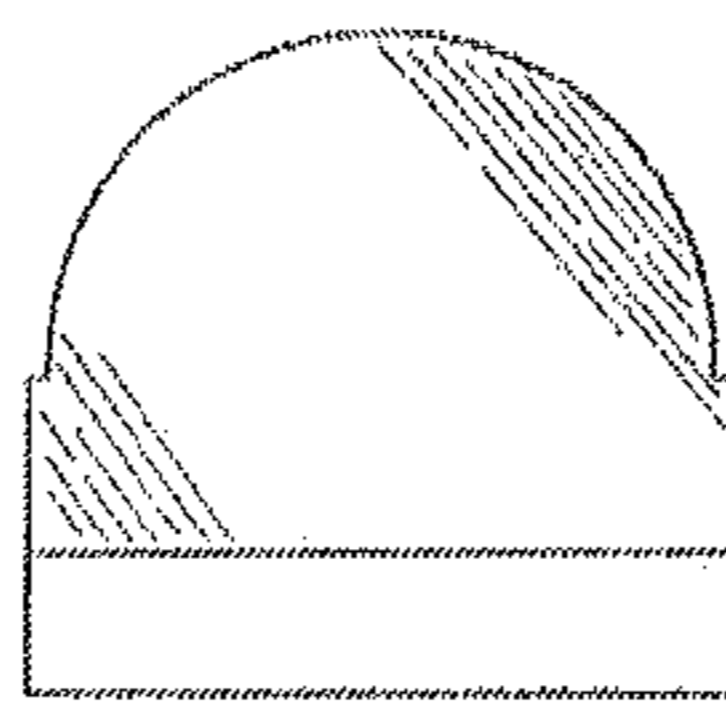


FIG. 3




FIG. 4




FIG. 5