



US00D631817S

(12) **United States Design Patent**  
**Pasternak et al.**

(10) **Patent No.:** **US D631,817 S**

(45) **Date of Patent:** **\*\* Feb. 1, 2011**

(54) **COCKPIT FOR HYBRID AIR VEHICLE**

D424,508 S \* 5/2000 Hankinson et al. .... D12/323  
6,419,188 B1 \* 7/2002 Chapman, Jr. .... 244/118.6  
D608,722 S \* 1/2010 Saint-Jalmes et al. .... D12/345

(76) Inventors: **Igor Pasternak**, 1734 Gage Rd.,  
Montebello, CA (US) 90640; **Sungyen  
Chen**, 1734 Gage Rd., Montebello, CA  
(US) 90640; **Eugene Nemirovsky**, 1734  
Gage Rd., Montebello, CA (US) 90640

\* cited by examiner

*Primary Examiner*—Cathron C. Brooks

*Assistant Examiner*—Maurice Stevens

(74) *Attorney, Agent, or Firm*—Robert J. Lauson; Lauson &  
Tarver, LLP

(\*\*) Term: **14 Years**

(21) Appl. No.: **29/360,401**

(57) **CLAIM**

(22) Filed: **Apr. 26, 2010**

We claim the ornamental design for a cockpit for hybrid air  
vehicle, as shown and described.

(51) **LOC (9) Cl.** ..... **12-07**

(52) **U.S. Cl.** ..... **D12/345**

(58) **Field of Classification Search** ..... D12/192,  
D12/323, 345, 400, 415; D21/453; 244/118.5,  
244/118.6, 121, 220, 221; 446/7; D25/15  
See application file for complete search history.

**DESCRIPTION**

FIG. 1 is a perspective view of the cockpit for hybrid air  
vehicle according to the new design.

FIG. 2 is a second perspective view thereof.

FIG. 3 is a front view thereof.

FIG. 4 is a side view, with the opposing side being a mirror  
image thereof.

FIG. 5 is a back view thereof; and,

FIG. 6 is a bottom view thereof.

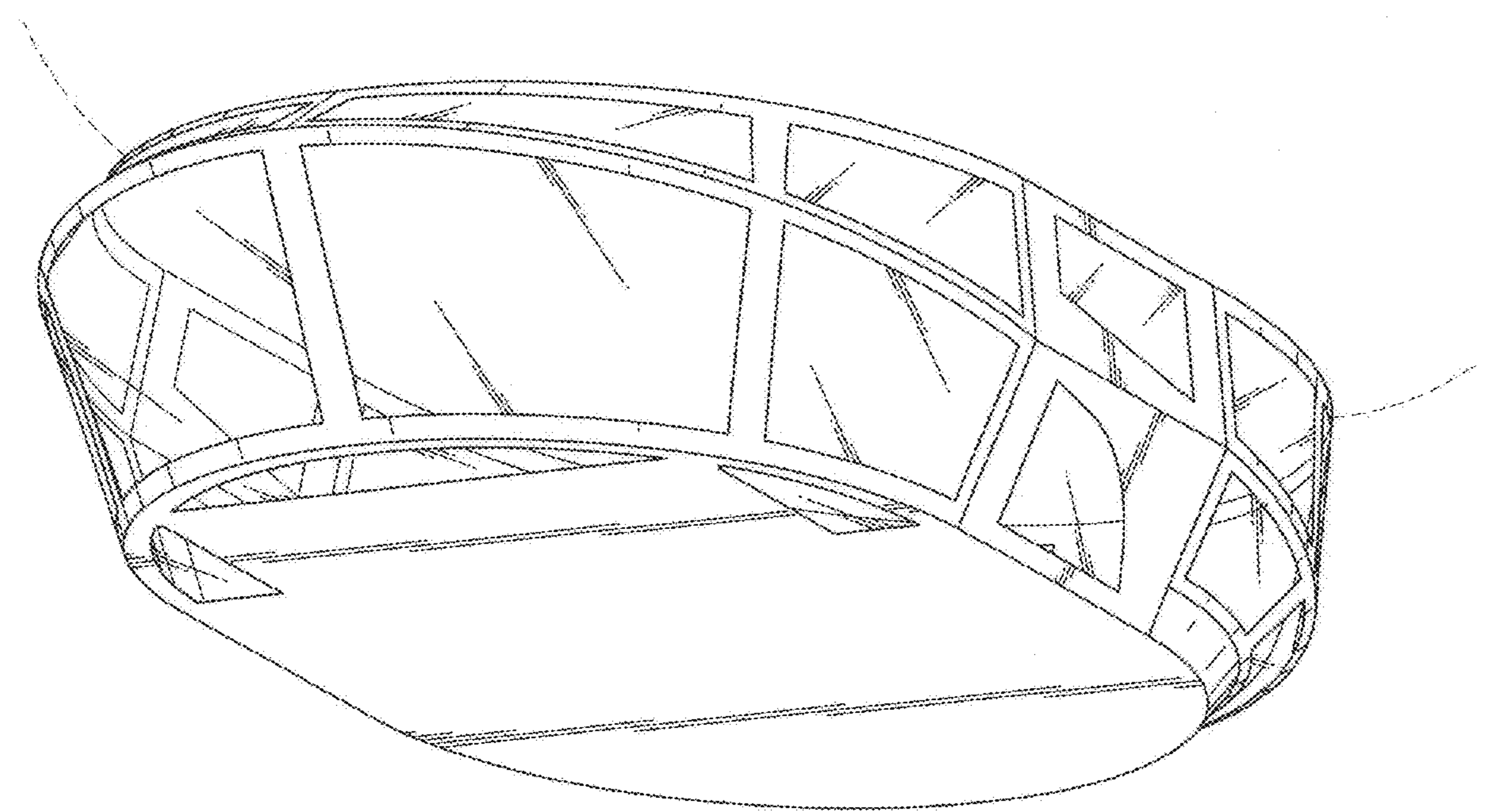
The broken lines are shown to illustrate the adjoining struc-  
tural environment of the invention only, and form no part of  
the claimed design.

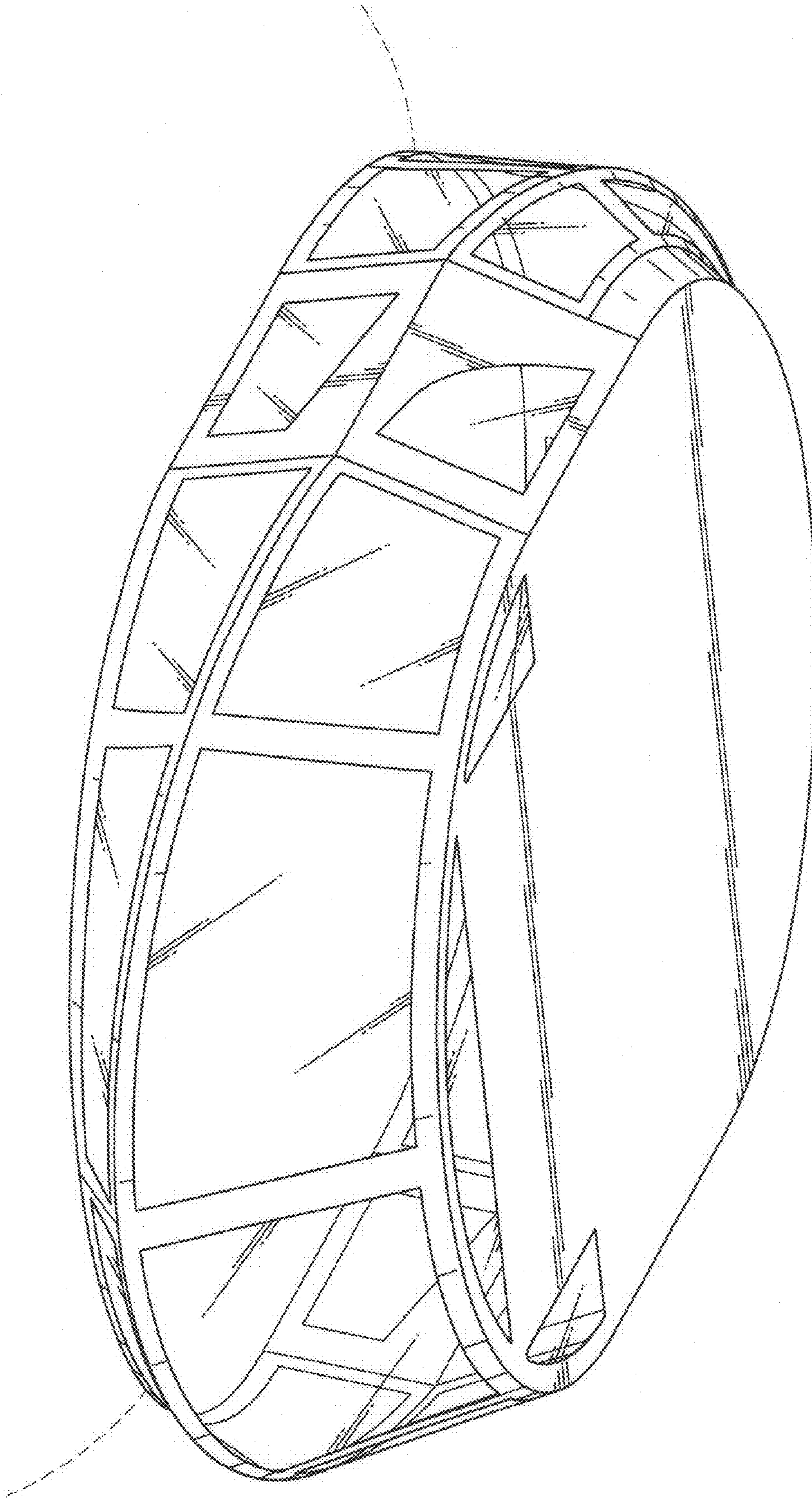
(56) **References Cited**

U.S. PATENT DOCUMENTS

D82,767 S \* 12/1930 Stromberg ..... D25/11  
D315,758 S \* 3/1991 Watanabe ..... D21/477  
5,318,250 A \* 6/1994 Werjefelt ..... 244/118.5  
D351,130 S \* 10/1994 Delaney ..... D12/323  
D359,471 S \* 6/1995 Cuccias et al. .... D12/323  
5,544,842 A \* 8/1996 Smith et al. .... 244/1 R  
5,580,122 A \* 12/1996 Muehlhausen ..... 296/193.02  
D397,989 S \* 9/1998 Al-Sabah ..... D12/319

**1 Claim, 4 Drawing Sheets**





*FIG. 1*

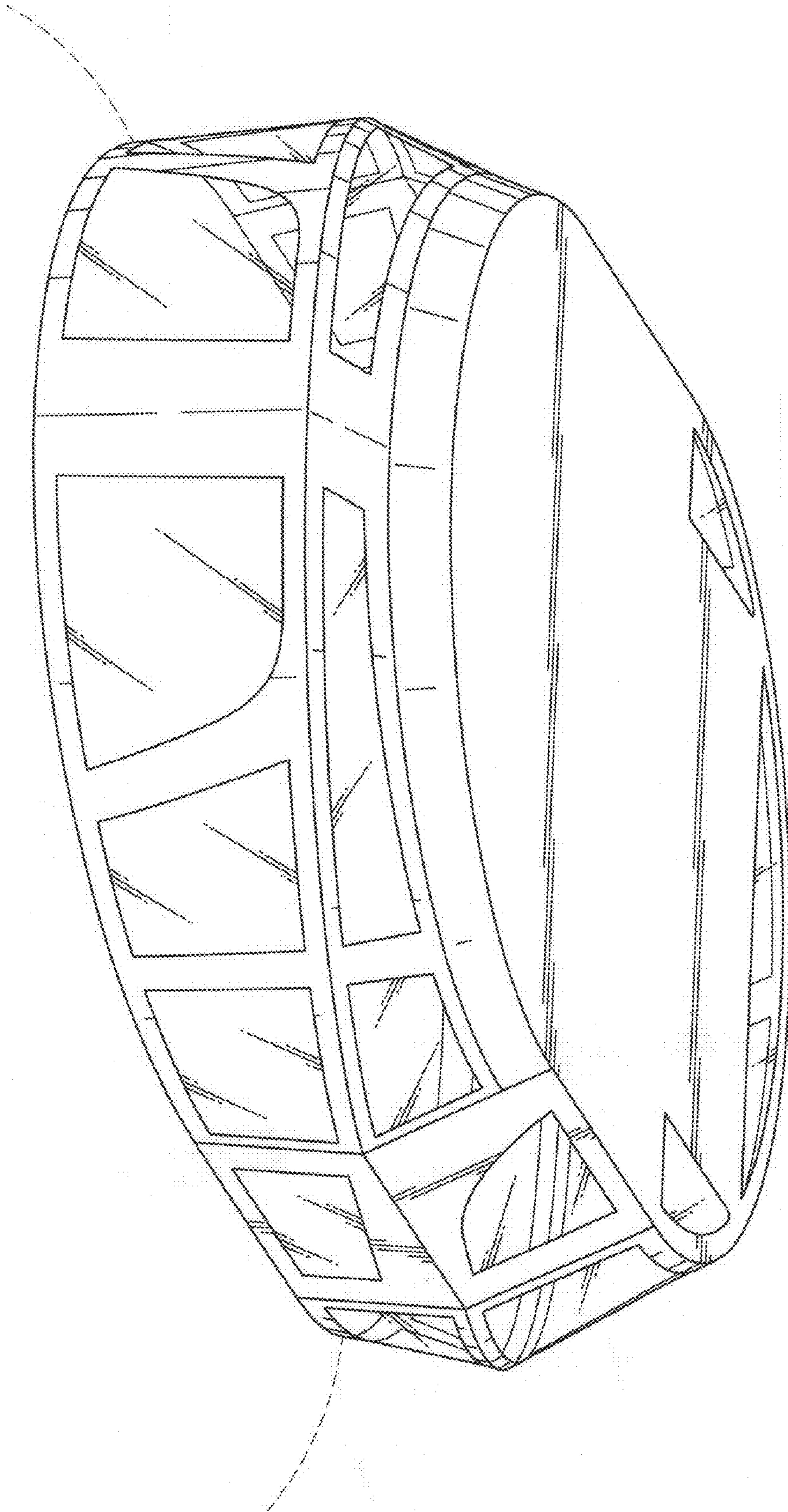


FIG. 2

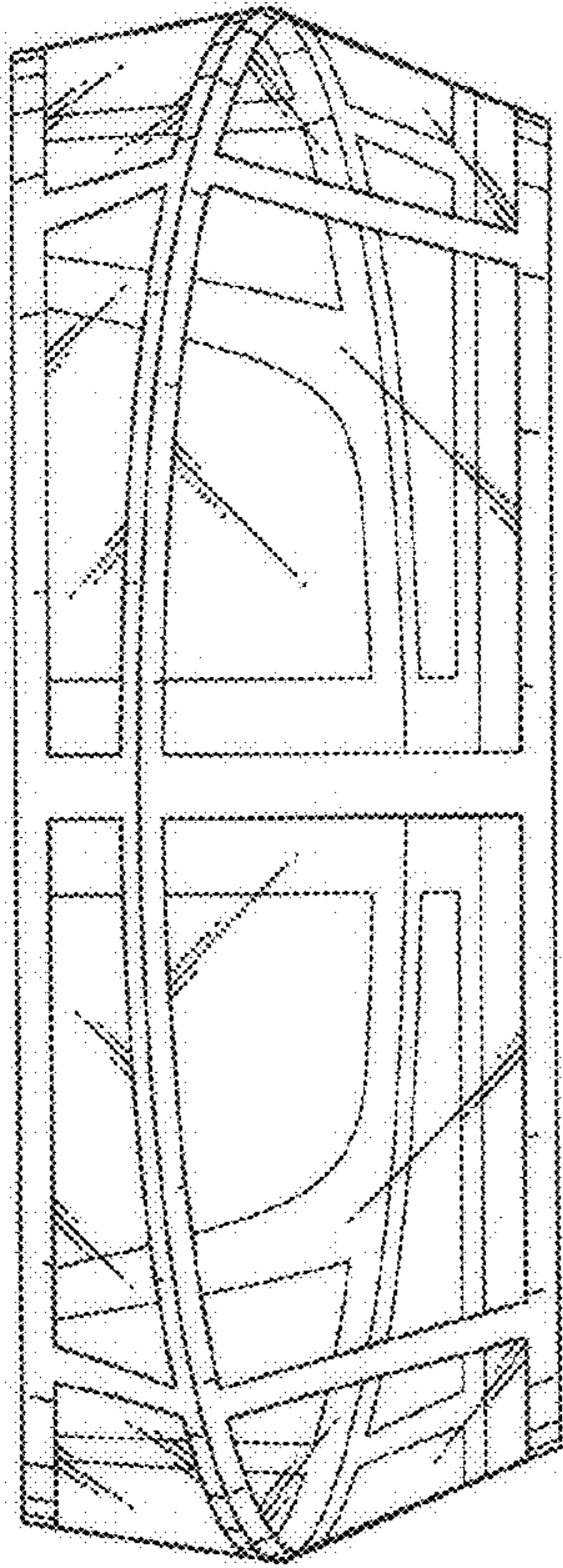


FIG. 3

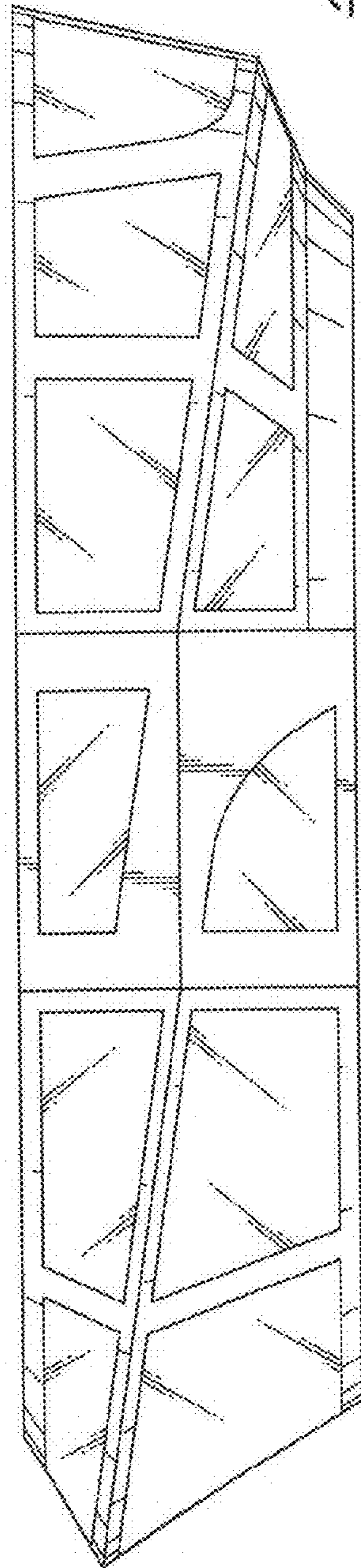


FIG. 4

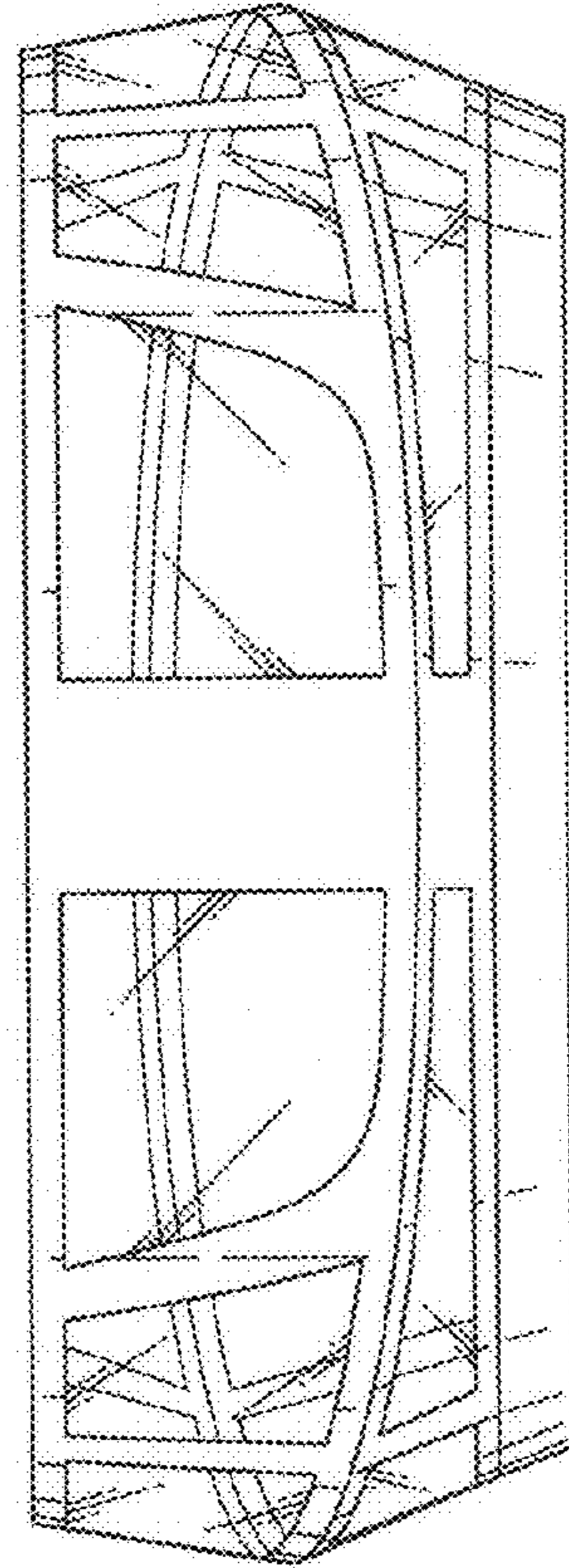


FIG. 5




FIG. 10