



US00D631798S

(12) **United States Design Patent**
Lin

(10) **Patent No.:** **US D631,798 S**
(45) **Date of Patent:** **** Feb. 1, 2011**

(54) **MOTORCYCLE**

(75) Inventor: **Sen-Yuan Lin**, Taichung (TW)

(73) Assignee: **Motive Power Industry Co., Ltd.**,
Changhua County (TW)

(**) Term: **14 Years**

(21) Appl. No.: **29/364,339**

(22) Filed: **Jun. 22, 2010**

(51) **LOC (9) Cl.** **12-11**

(52) **U.S. Cl.** **D12/110**

(58) **Field of Classification Search** D12/110;
180/219, 220, 225, 229

See application file for complete search history.

(56) **References Cited**

U.S. PATENT DOCUMENTS

D331,553 S	*	12/1992	Agnolucci	D12/110
D538,204 S	*	3/2007	Tako et al.	D12/110
D539,706 S	*	4/2007	Huang	D12/110
D556,640 S	*	12/2007	Wu	D12/110
D572,173 S	*	7/2008	Huang	D12/110

D602,402 S * 10/2009 Takahashi et al. D12/110

* cited by examiner

Primary Examiner—Susan M Lee

Assistant Examiner—Linda G. Brooks

(74) *Attorney, Agent, or Firm*—Muncy, Geissler, Olds & Lowe, PLLC

(57) **CLAIM**

The ornamental design for a motorcycle, as shown and described.

DESCRIPTION

FIG. 1 is a perspective view of a motorcycle showing my new design;

FIG. 2 is a front elevation thereof;

FIG. 3 is a rear elevation thereof;



FIG. 4 is a left side elevation thereof;

FIG. 5 is a right side elevation thereof;

FIG. 6 is a top plan view thereof; and,

FIG. 7 is a bottom plan view thereof.

1 Claim, 7 Drawing Sheets






Fig.1




Fig.2

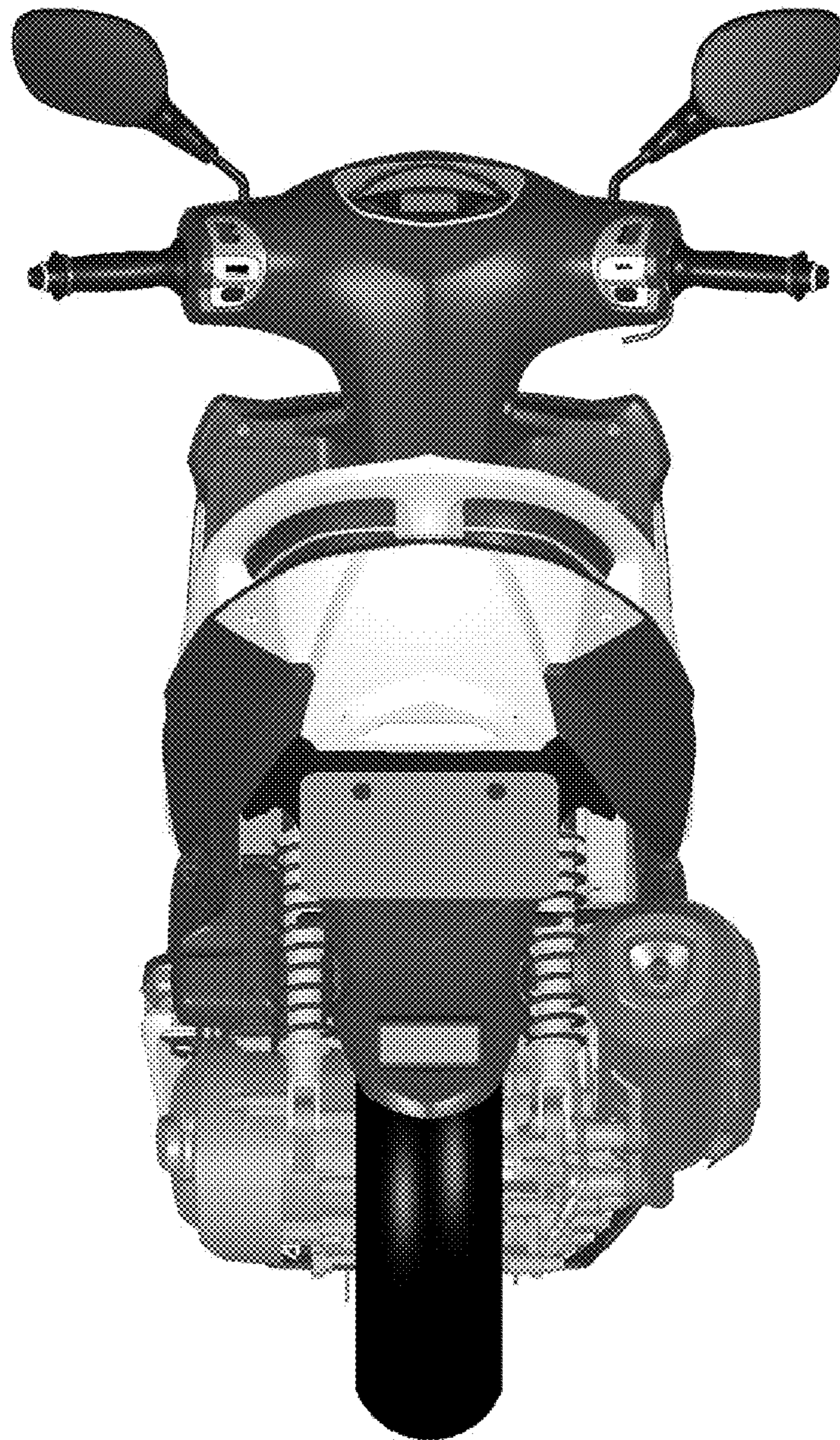


Fig.3



Fig.4



Fig.5




Fig.6

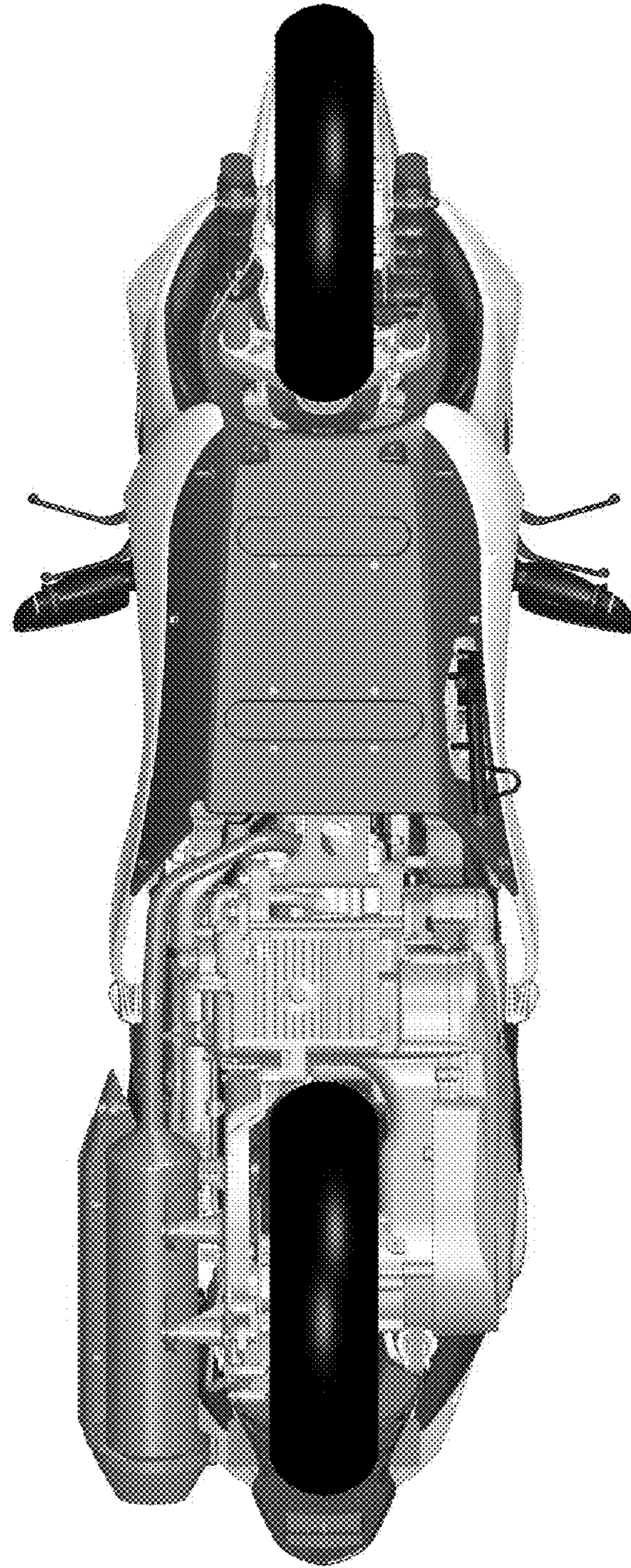


Fig.7