



US00D631797S

(12) **United States Design Patent**
Britt

(10) **Patent No.:** **US D631,797 S**
(45) **Date of Patent:** **** Feb. 1, 2011**

(54) **TRAILER**

(76) Inventor: **Christopher John Britt**, 5465
Shoalbrook Rd., Charlotte, NC (US)
28277

(**) Term: **14 Years**

(21) Appl. No.: **29/361,352**

(22) Filed: **May 10, 2010**

(51) **LOC (9) Cl.** **12-10**

(52) **U.S. Cl.** **D12/102**

(58) **Field of Classification Search** D12/19,
D12/129, 101–106, 404; D21/425, 435;
D34/21–26, 12, 16; 280/204, 205, 63, 475,
280/482, 647; 296/168, 180, 180.2, 10, 61,
296/100.01–100.08

See application file for complete search history.

(56) **References Cited**

U.S. PATENT DOCUMENTS

4,627,658	A *	12/1986	Vold et al.	296/100.1
D299,628	S *	1/1989	Burke	D12/97
D300,012	S *	2/1989	Boice, Jr.	D12/97
D301,326	S *	5/1989	Adams	D12/95
D338,641	S *	8/1993	Brutsche	D12/97
7,484,789	B1 *	2/2009	Aulick	296/100.11
D623,990	S *	9/2010	Yumru	D12/102
2006/0163903	A1 *	7/2006	Schlipp	296/100.03
2006/0191769	A1 *	8/2006	Stotts	193/5
2008/0303310	A1 *	12/2008	Breidenbach	296/180.2
2009/0278376	A1 *	11/2009	Smith et al.	296/100.01

OTHER PUBLICATIONS

John Neff; (**Spoiler Alert!**); Oct. 2009; 1 page; available at <<http://www.autoblog.com/2009/10/22/mythbusters-golf-ball-like-dimpling-mpg/>> (visited Mar. 26, 2010).

* cited by examiner

Primary Examiner—Caron Veynar
Assistant Examiner—Katrina A Kile
(74) *Attorney, Agent, or Firm*—Alston & Bird LLP

(57) **CLAIM**

The ornamental design for a trailer, as shown and described.

DESCRIPTION

FIG. 1 is a perspective view of a trailer according to my new design;

FIG. 2 is a right side elevation view thereof, the left side being a mirror image thereof;

FIG. 3 is a top elevation view thereof;

FIG. 4 is a front plan view thereof;

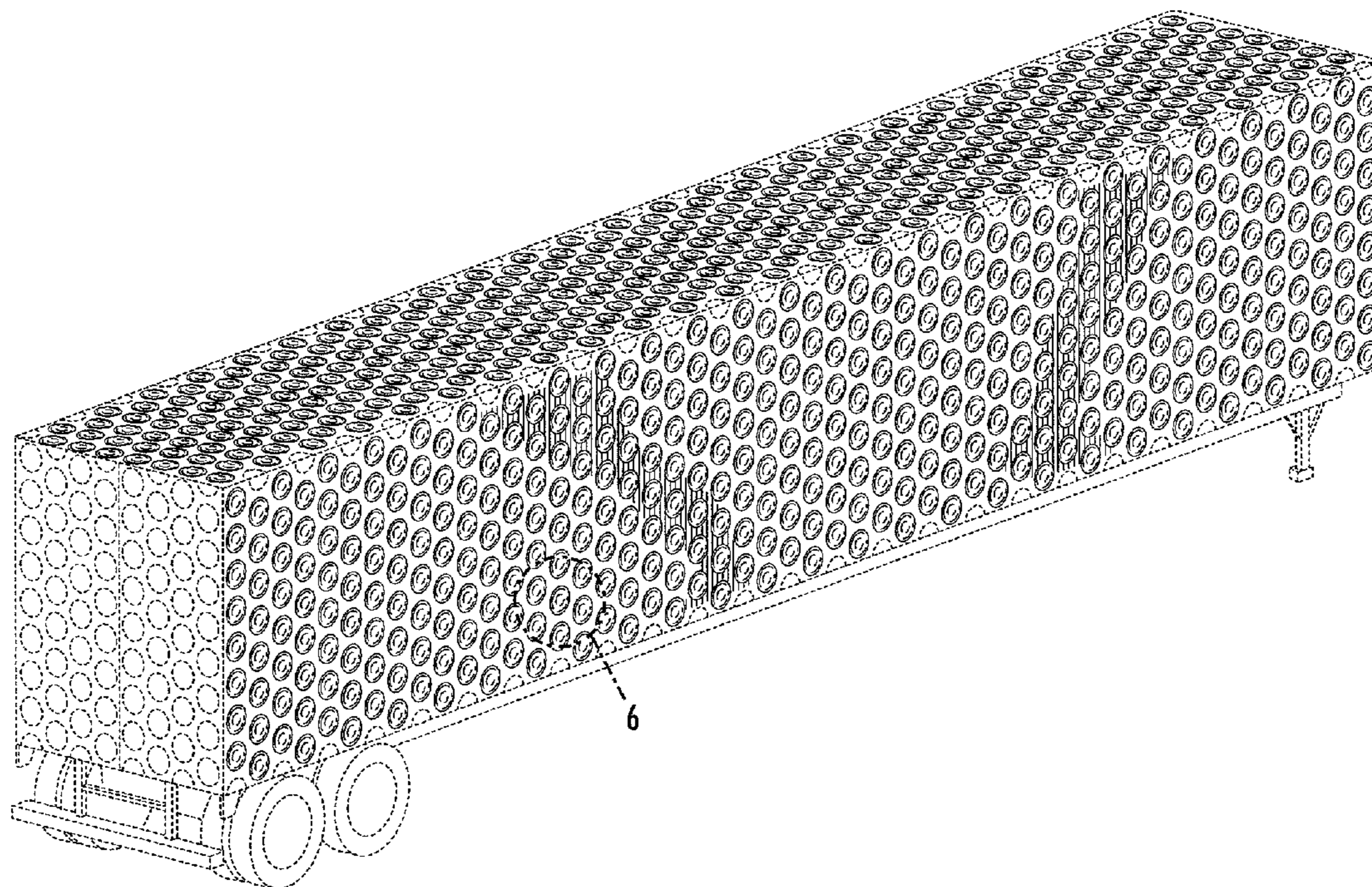
FIG. 5 is a rear plan view thereof;

FIG. 6 is an enlarged perspective view thereof of detail circle 6 shown in FIG. 1; and,

FIG. 7 is an enlarged cross section view thereof taken along section line 7—7 of FIG. 3.

The broken lines immediately adjacent the shaded areas represent the bounds of the claimed design while all other broken lines are directed to environment and are for illustrative purposes only. The broken lines form no part of any embodiment of the claimed design.

1 Claim, 5 Drawing Sheets



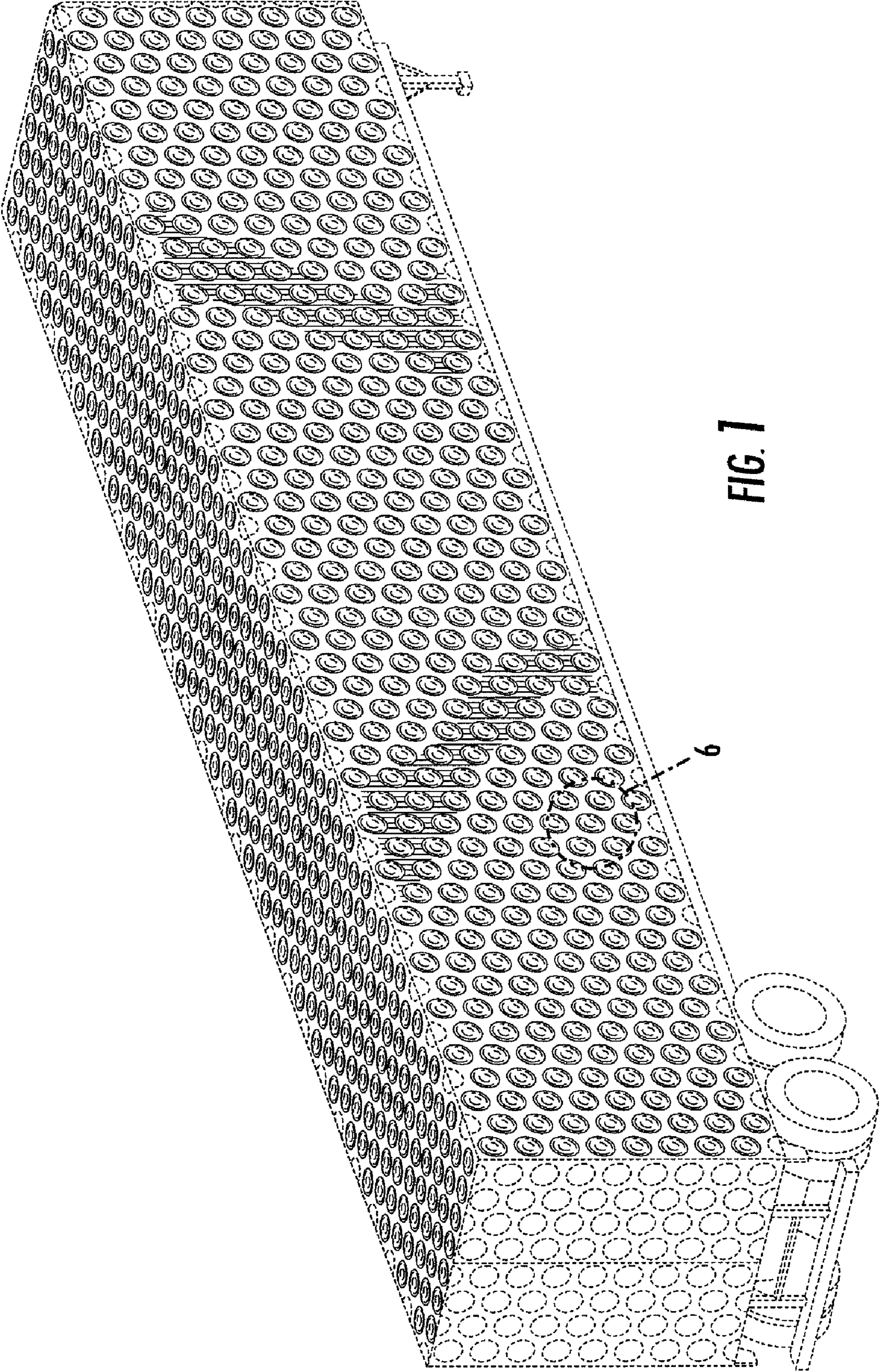


FIG. 1




FIG. 2




FIG. 3




FIG. 4

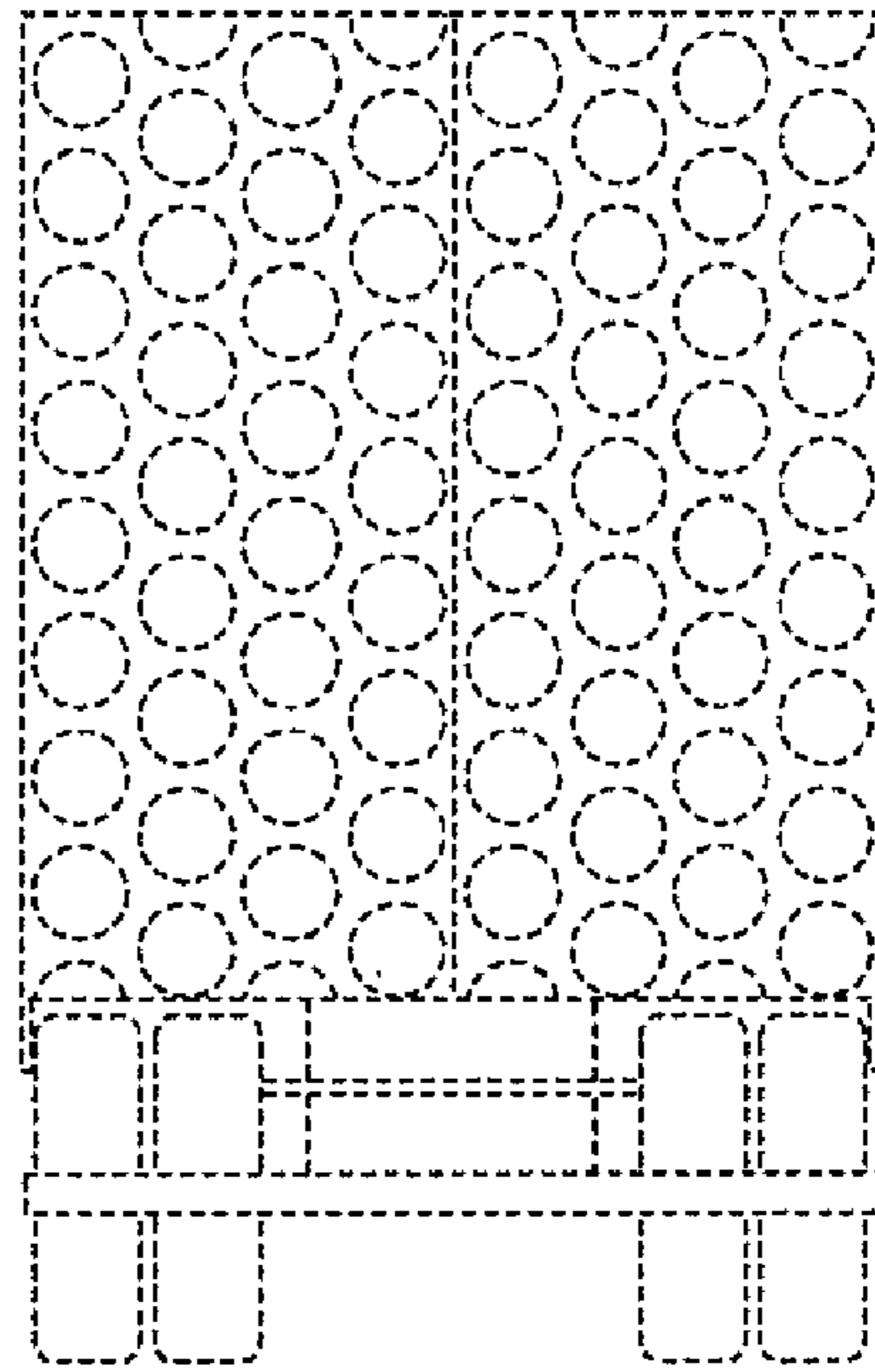


FIG. 5

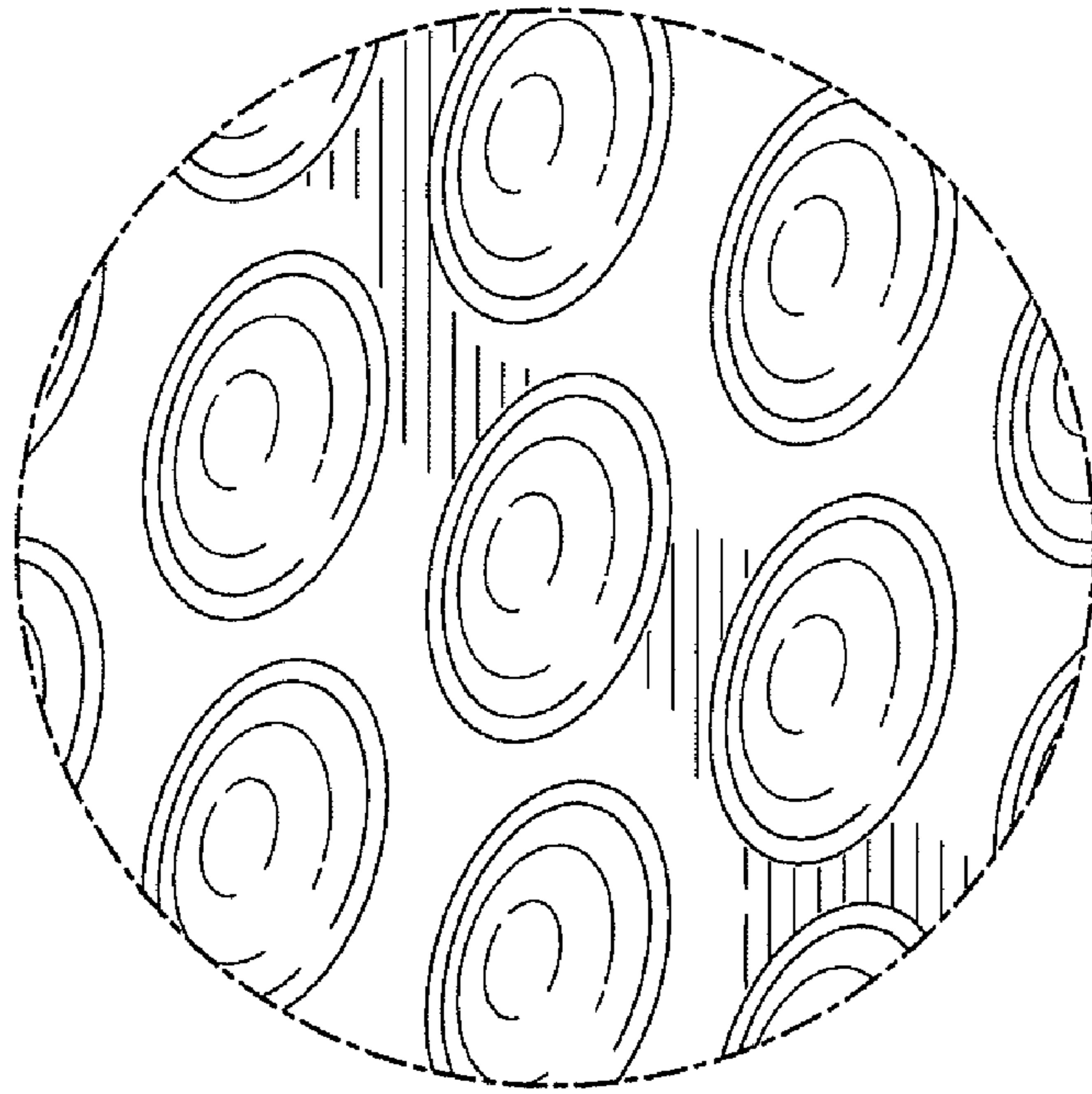


FIG. 6

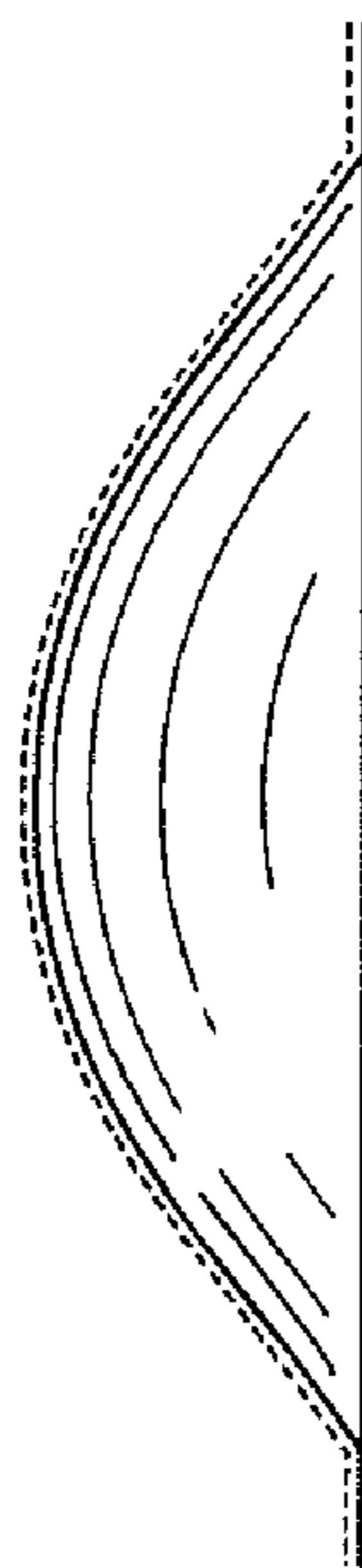


FIG. 7