



US00D631796S

(12) **United States Design Patent**
Castriota

(10) **Patent No.:** **US D631,796 S**

(45) **Date of Patent:** **** Feb. 1, 2011**

(54) **AUTOMOBILE**

(75) Inventor: **Jason Castriota**, Cos Cob, CT (US)

(73) Assignee: **Jason Castriota Design Consultancy, LLC**, Cos Cob, CT (US)

(**) Term: **14 Years**

(21) Appl. No.: **29/368,452**

(22) Filed: **Aug. 24, 2010**

(51) **LOC (9) Cl.** **12-08**

(52) **U.S. Cl.** **D12/92**

(58) **Field of Classification Search** D12/86,
D12/90-92, 88; D21/424, 433, 434; 296/181.1,
296/181.5

See application file for complete search history.

(56) **References Cited**

U.S. PATENT DOCUMENTS

D597,448 S * 8/2009 Jacob D12/88
D599,707 S * 9/2009 Cheng et al. D12/92
D617,683 S * 6/2010 Beneggi D12/92
D619,503 S * 7/2010 Ishibashi et al. D12/92

D621,750 S * 8/2010 Majdandzic D12/92

* cited by examiner

Primary Examiner—Melody N Brown

(74) *Attorney, Agent, or Firm*—Troutman Sanders LLP;
Robert R. Elliott, Jr.


(57) **CLAIM**

The ornamental design for an automobile, as shown and described.

DESCRIPTION

FIG. 1 is a front, left perspective view of an automobile;
FIG. 2 is a left side view of an automobile;
FIG. 3 is a right side view of an automobile;
FIG. 4 is a front view of an automobile;
FIG. 5 is a rear view of an automobile;
FIG. 6 is a top view of an automobile;
FIG. 7 is a front, right perspective view of an automobile;
FIG. 8 is a rear, left perspective view of an automobile; and,
FIG. 9 is a rear, right perspective view of an automobile.

1 Claim, 9 Drawing Sheets






Fig. 1

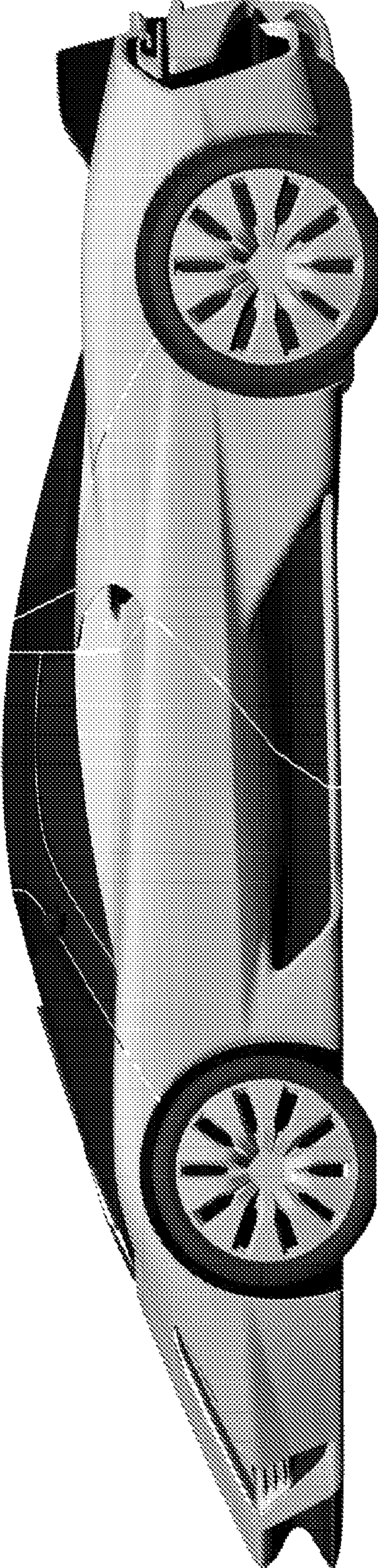


Fig. 2

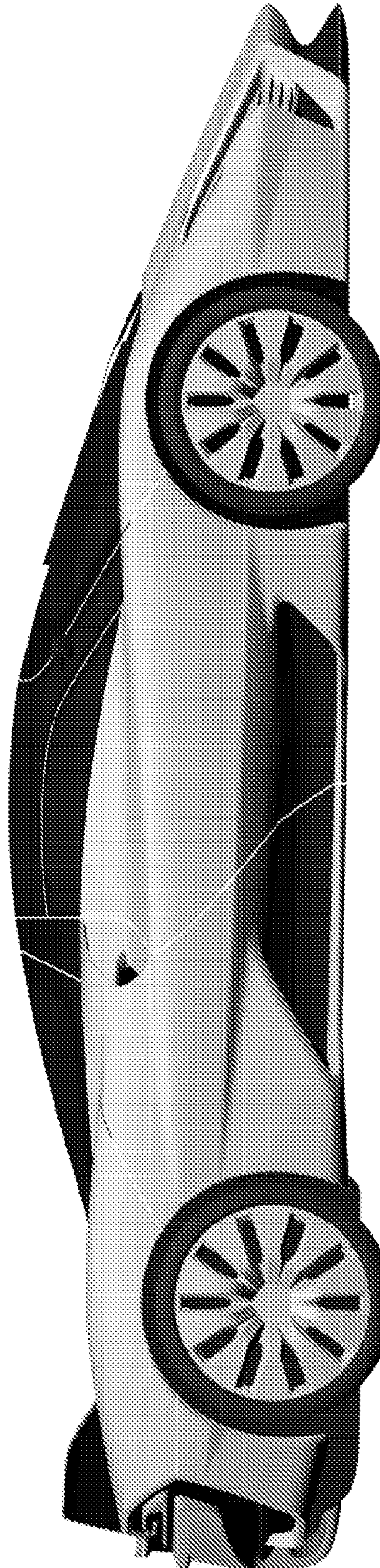


Fig. 3




Fig. 4




Fig. 5




Fig. 6




Fig. 7



Fig. 8



Fig. 9