



US00D631788S

(12) **United States Design Patent**  
**Dawson**

(10) **Patent No.:** **US D631,788 S**  
(45) **Date of Patent:** **\*\* Feb. 1, 2011**

(54) **ZIPPER POSITION SECURING DEVICE**

(76) Inventor: **Elizabeth A. Dawson**, 6046 Hillman Ave., Cleveland, OH (US) 44127

(\*\*) Term: **14 Years**

(21) Appl. No.: **29/342,250**

(22) Filed: **Aug. 20, 2009**

(51) **LOC (9) Cl.** ..... **02-07**

(52) **U.S. Cl.** ..... **D11/221**

(58) **Field of Classification Search** ..... D11/200,  
D11/201, 221; 24/3.6, 26, 370, 381-383,  
24/385-387, 414-417, 421-422, 427-431,  
24/433; 2/265

See application file for complete search history.

(56) **References Cited**

**U.S. PATENT DOCUMENTS**

2,835,952 A	5/1958	Mininberg	
2,840,412 A	6/1958	Lancaster	
2,887,751 A	5/1959	Lamb	
2,939,193 A	6/1960	Morgan	
3,017,680 A	1/1962	Duncan	
3,145,041 A	8/1964	Grolig	
D200,957 S *	4/1965	Warren et al.	D11/221
D227,421 S *	6/1973	Dupon	D11/221
4,928,363 A *	5/1990	Easton	24/390
5,008,985 A	4/1991	Thompson	

D324,354 S *	3/1992	Oya	D11/221
5,586,368 A *	12/1996	Nelson	24/390
D420,938 S *	2/2000	Colicher	D11/221
D423,986 S	5/2000	Ishii et al.	
D578,430 S *	10/2008	Ball	D11/221
D602,811 S *	10/2009	Batista	D11/221

\* cited by examiner

*Primary Examiner*—Ralf Seifert

(57) **CLAIM**

The ornamental design for a zipper position securing device, as shown and described.

**DESCRIPTION**

FIG. 1 is a perspective view of a zipper position securing device showing my new design;

FIG. 2 is a front view thereof;

FIG. 3 is a back view thereof;

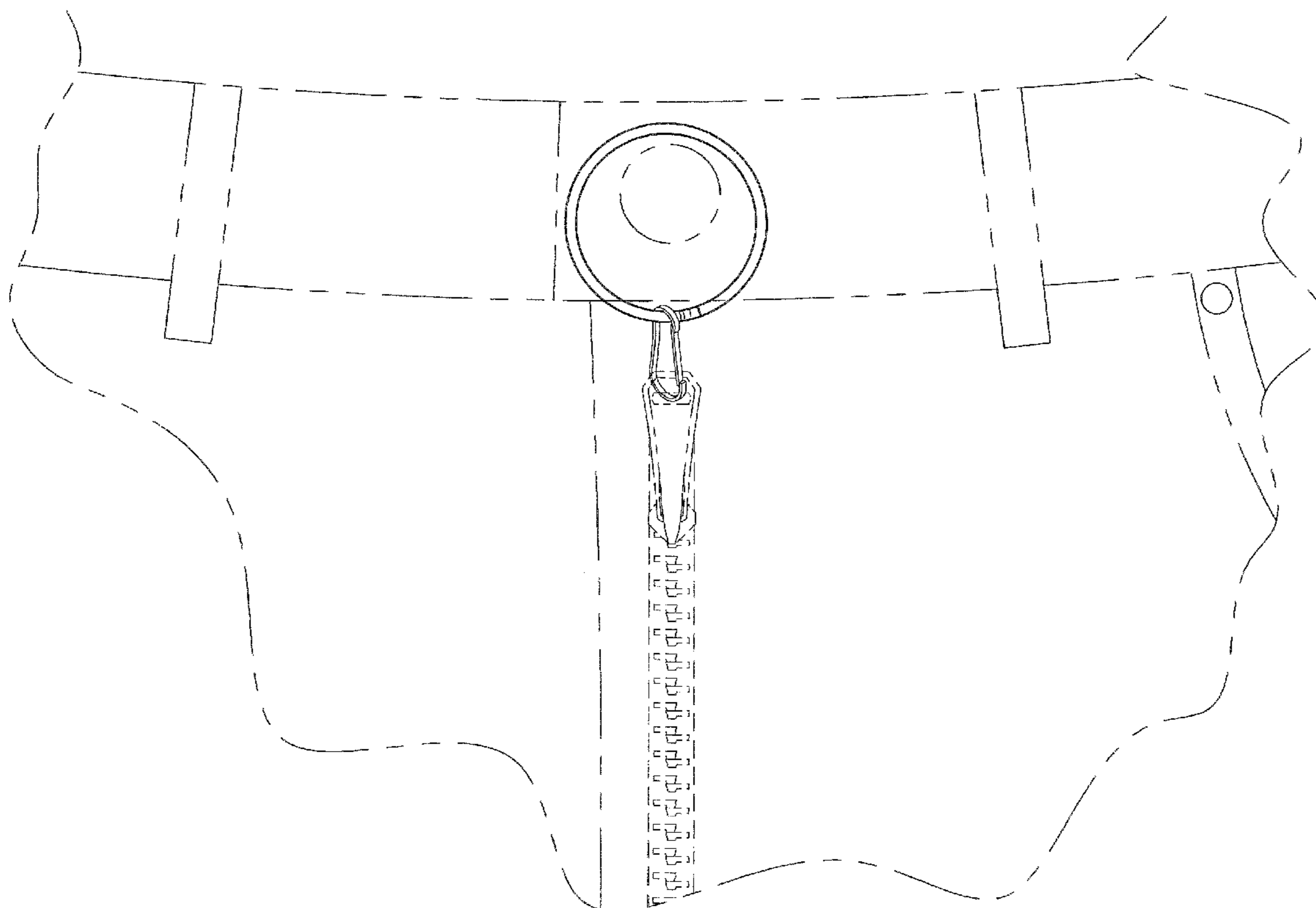
FIG. 4 is a side view thereof (opposite side is mirror image);

FIG. 5 is top view thereof; and,

FIG. 6 is a bottom view thereof.

In FIG. 1, the broken lines showing of environmental structure for purposes of illustrating the zipper position securing device in a condition of use. The broken lines and the structure they depict form no part of the claimed design.

**1 Claim, 5 Drawing Sheets**



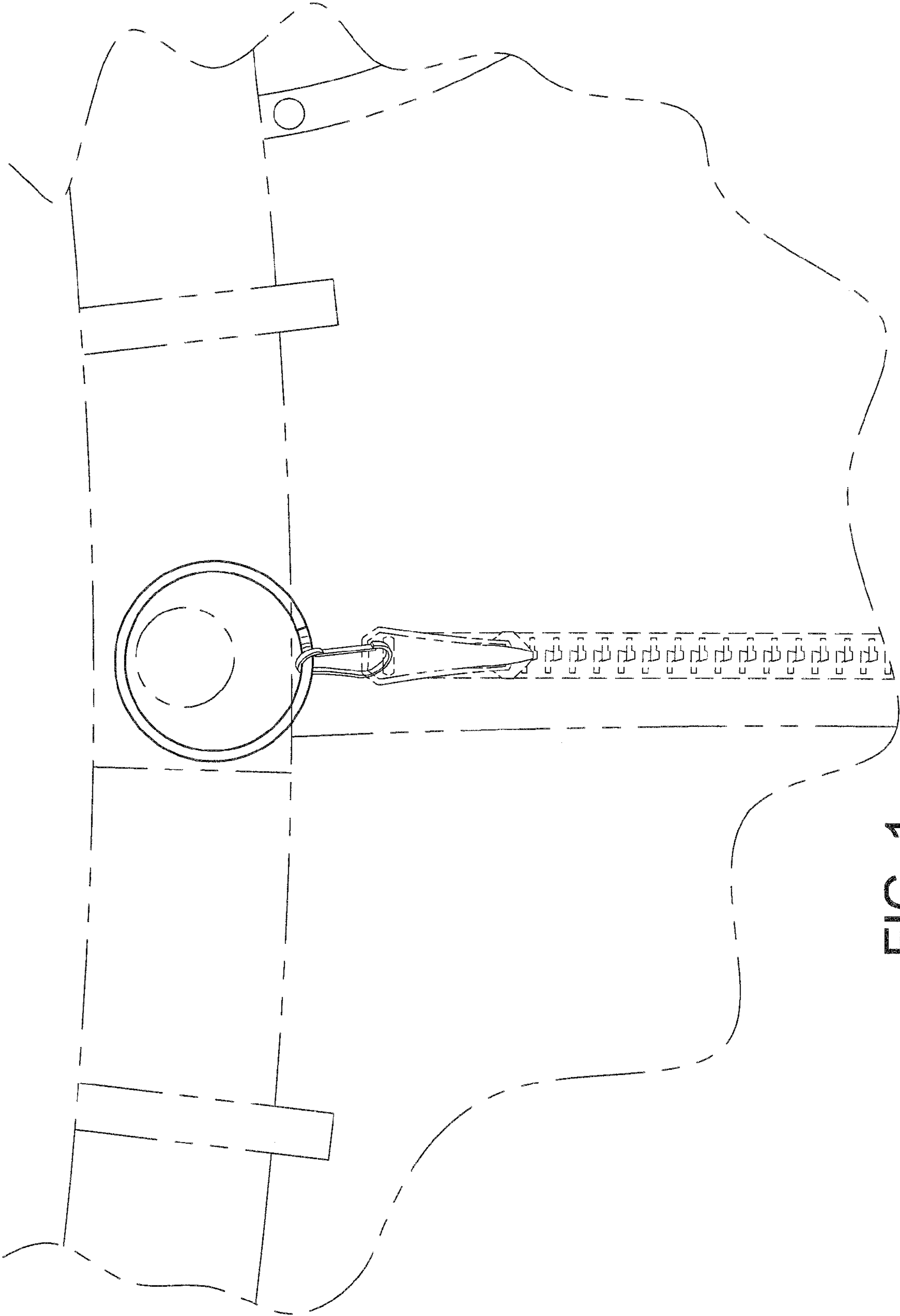


FIG. 1

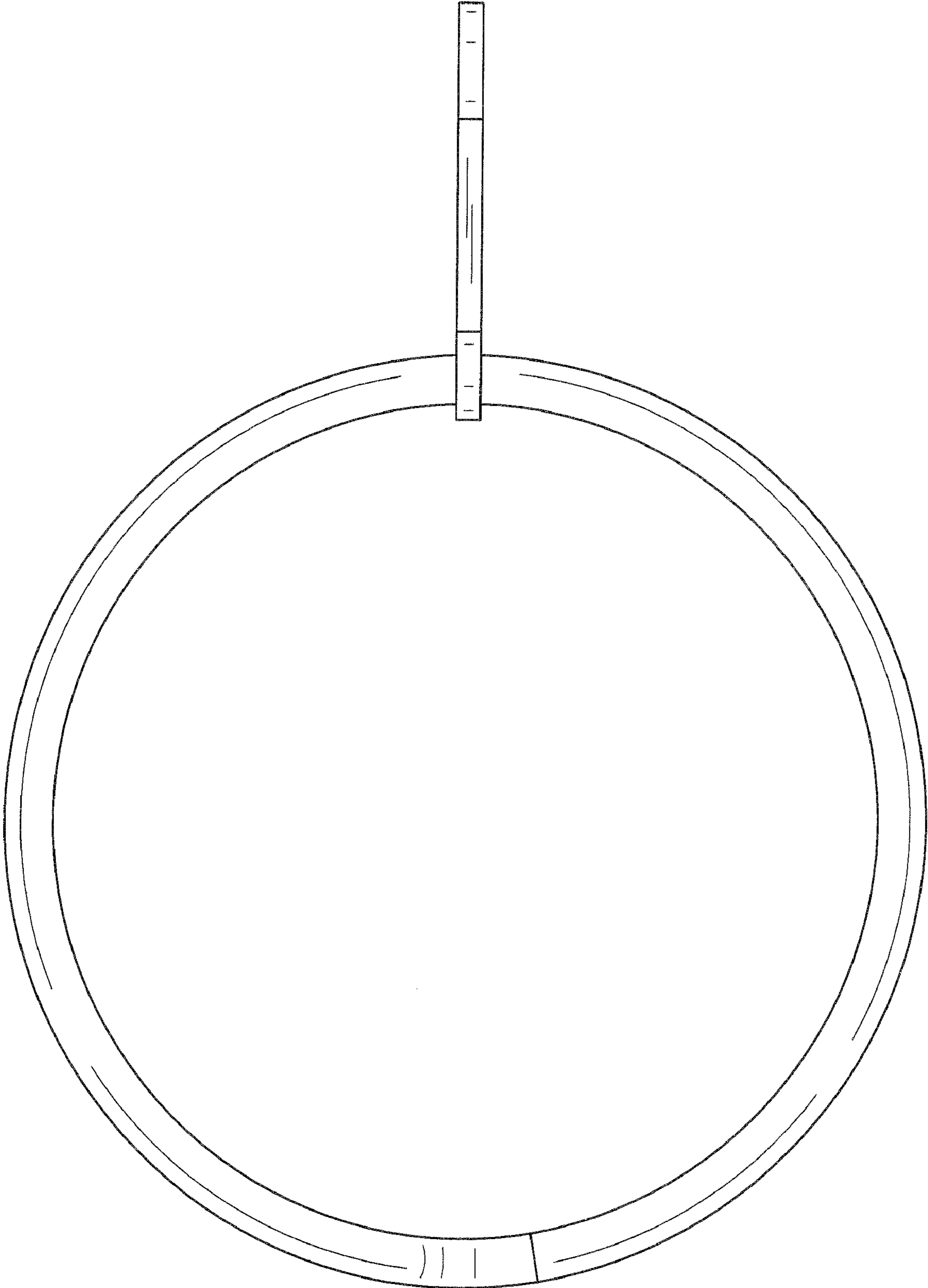


FIG. 2

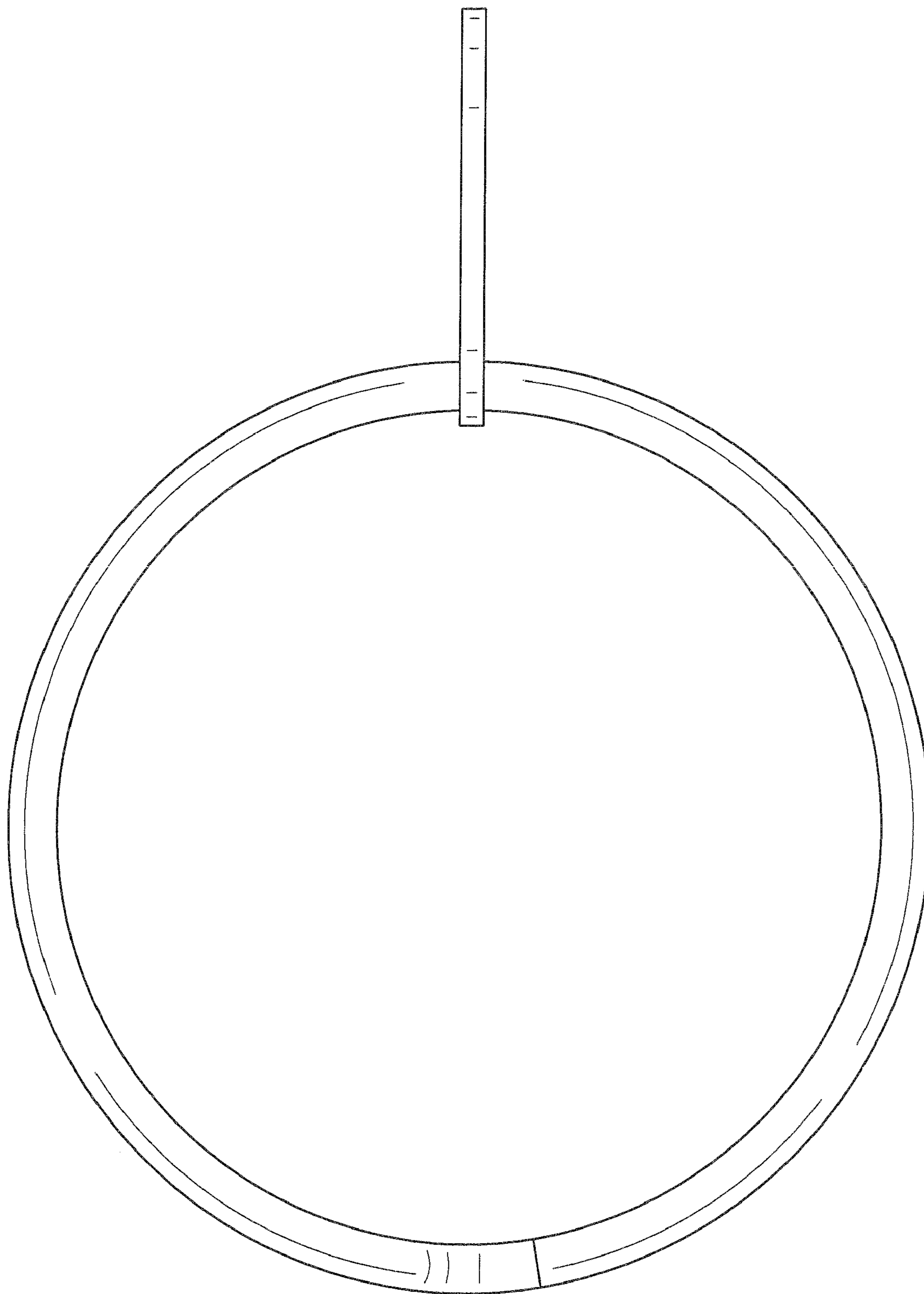


FIG. 3

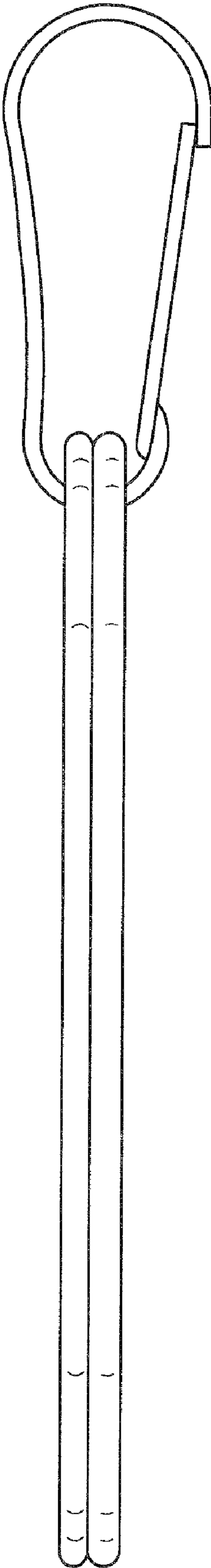


FIG. 4

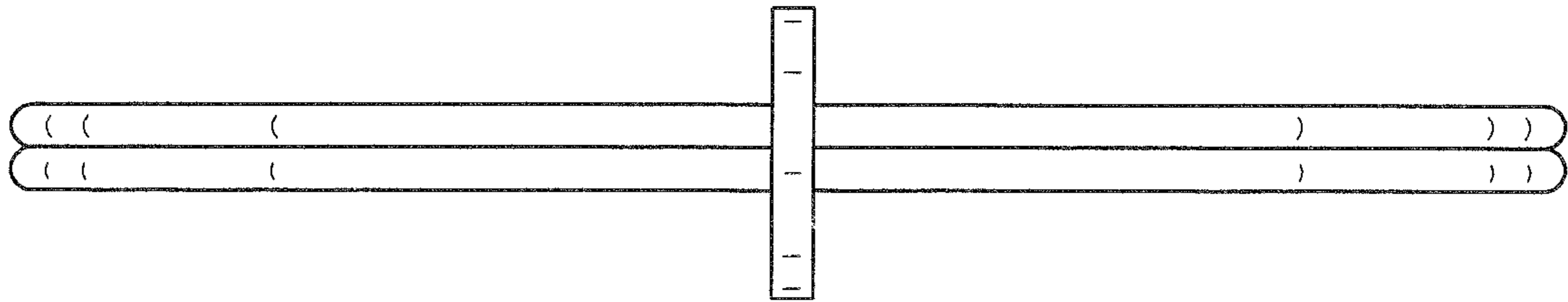


FIG. 5

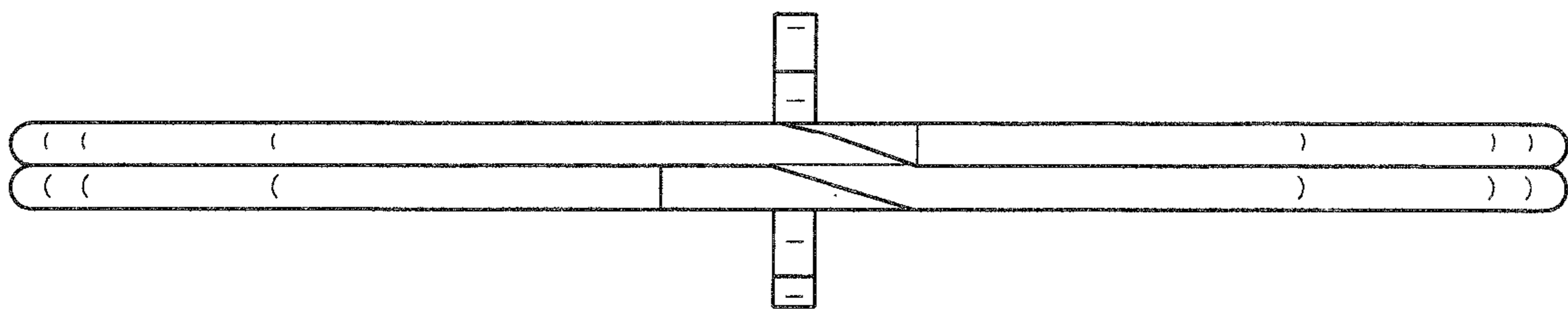


FIG. 6