



US00D631787S

(12) **United States Design Patent**  
**Grimm et al.**

(10) **Patent No.:** **US D631,787 S**

(45) **Date of Patent:** **\*\* Feb. 1, 2011**

(54) **BUCKLE**

(75) Inventors: **Michael B. Grimm**, Evanston, IL (US);  
**Martin J. Nilsen**, Hampshire, IL (US);  
**Christopher A. J. Iannello**, Rolling  
Meadows, IL (US)

(73) Assignee: **Illinois Tool Work Inc.**, Glenview, IL  
(US)

(\*\*) Term: **14 Years**

(21) Appl. No.: **29/357,924**

(22) Filed: **Mar. 19, 2010**

(51) **LOC (9) Cl.** ..... **02-07**

(52) **U.S. Cl.** ..... **D11/218**

(58) **Field of Classification Search** ..... D11/1-2,  
D11/200-201, 203-206, 210, 212, 214-219,  
D11/222, 224, 226; 24/163 R, 169-171,  
24/173, 177-179, 191, 194-195, 197, 198,  
24/200, 698.2, 701, 702, 706.2

See application file for complete search history.

(56) **References Cited**

**U.S. PATENT DOCUMENTS**

634,014 A \* 10/1899 Molloy ..... 24/198  
D100,881 S \* 8/1936 Samuels ..... D11/218

2,807,852 A \* 10/1957 Rave ..... 24/197  
D313,204 S \* 12/1990 Bodt ..... D11/218  
D313,343 S \* 1/1991 Sachs ..... D8/383  
D359,710 S \* 6/1995 Chinni et al. .... D11/218  
D510,297 S \* 10/2005 Funo et al. .... D11/218  
D520,908 S \* 5/2006 Haymond ..... D11/218

\* cited by examiner

*Primary Examiner*—Ralf Seifert

(74) *Attorney, Agent, or Firm*—Mark W. Croll; Paul F.  
Donovan

(57) **CLAIM**

The ornamental design for a buckle, as shown and described.

**DESCRIPTION**

FIG. 1 is a perspective view of a buckle showing the new design;

FIG. 2 is a bottom view thereof;

FIG. 3 is a top view thereof;

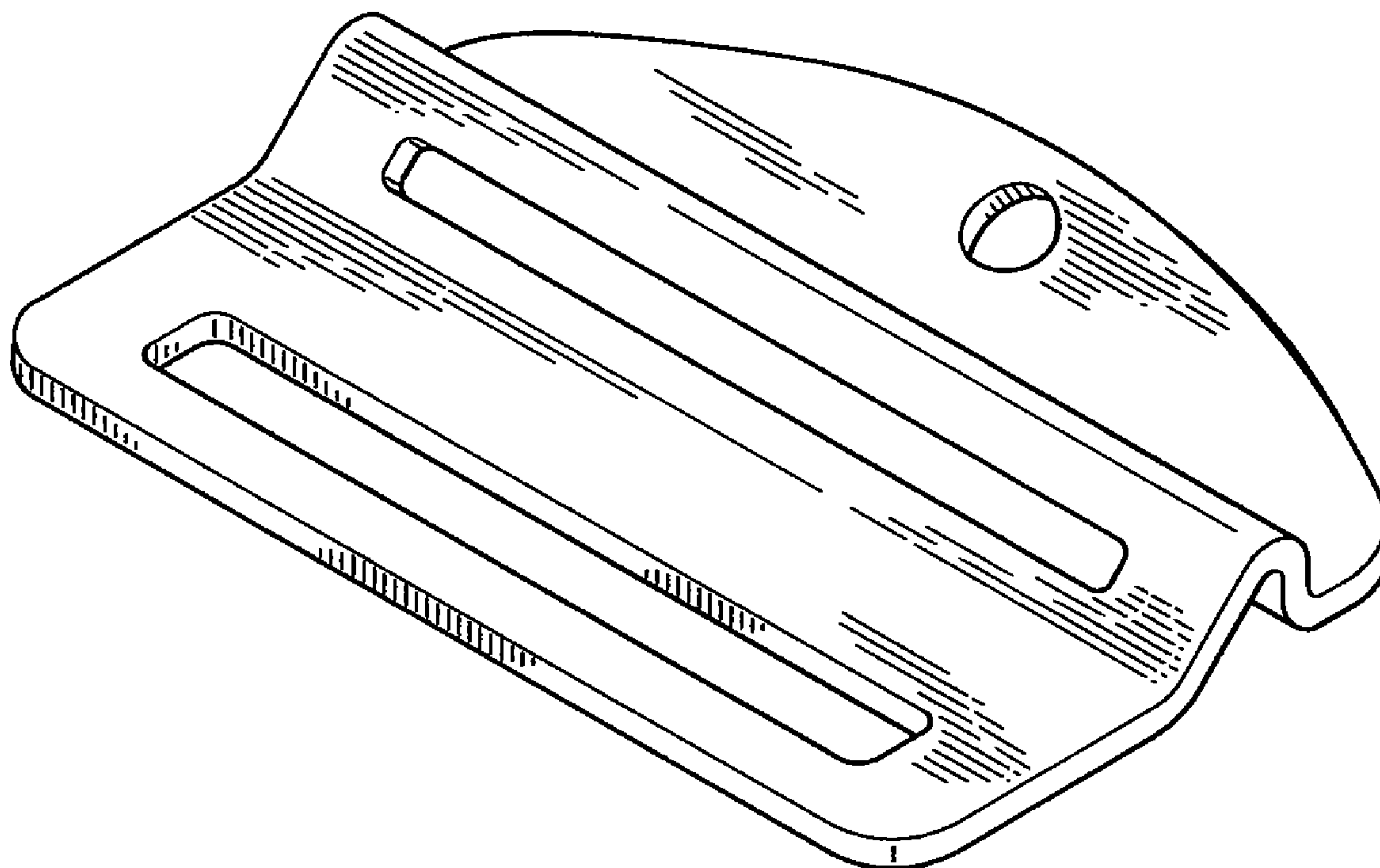
FIG. 4 is a front end view thereof;

FIG. 5 is a left side view thereof;

FIG. 6 is a back end view thereof; and,

FIG. 7 is a right side view thereof.

**1 Claim, 4 Drawing Sheets**



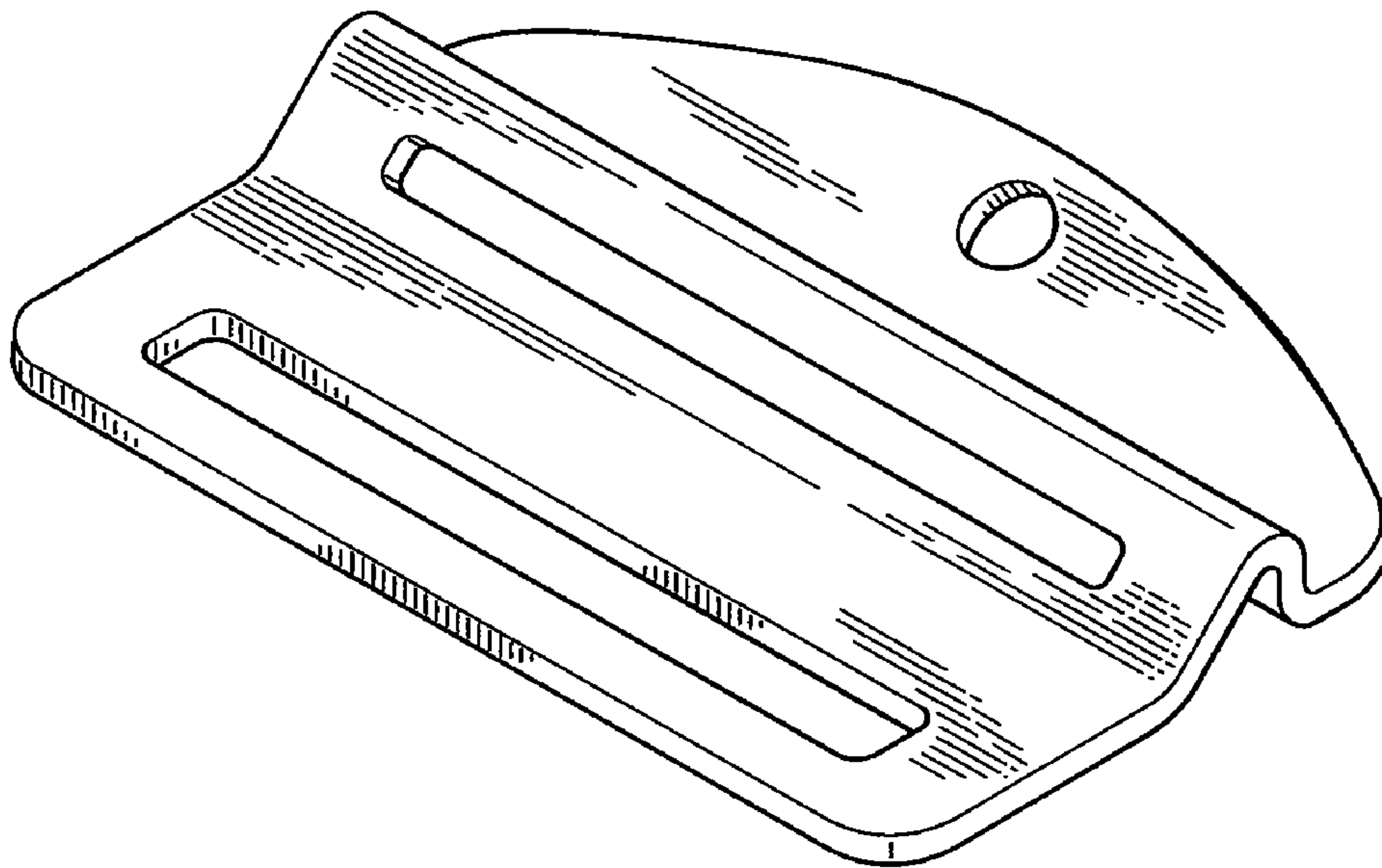


FIG. 1

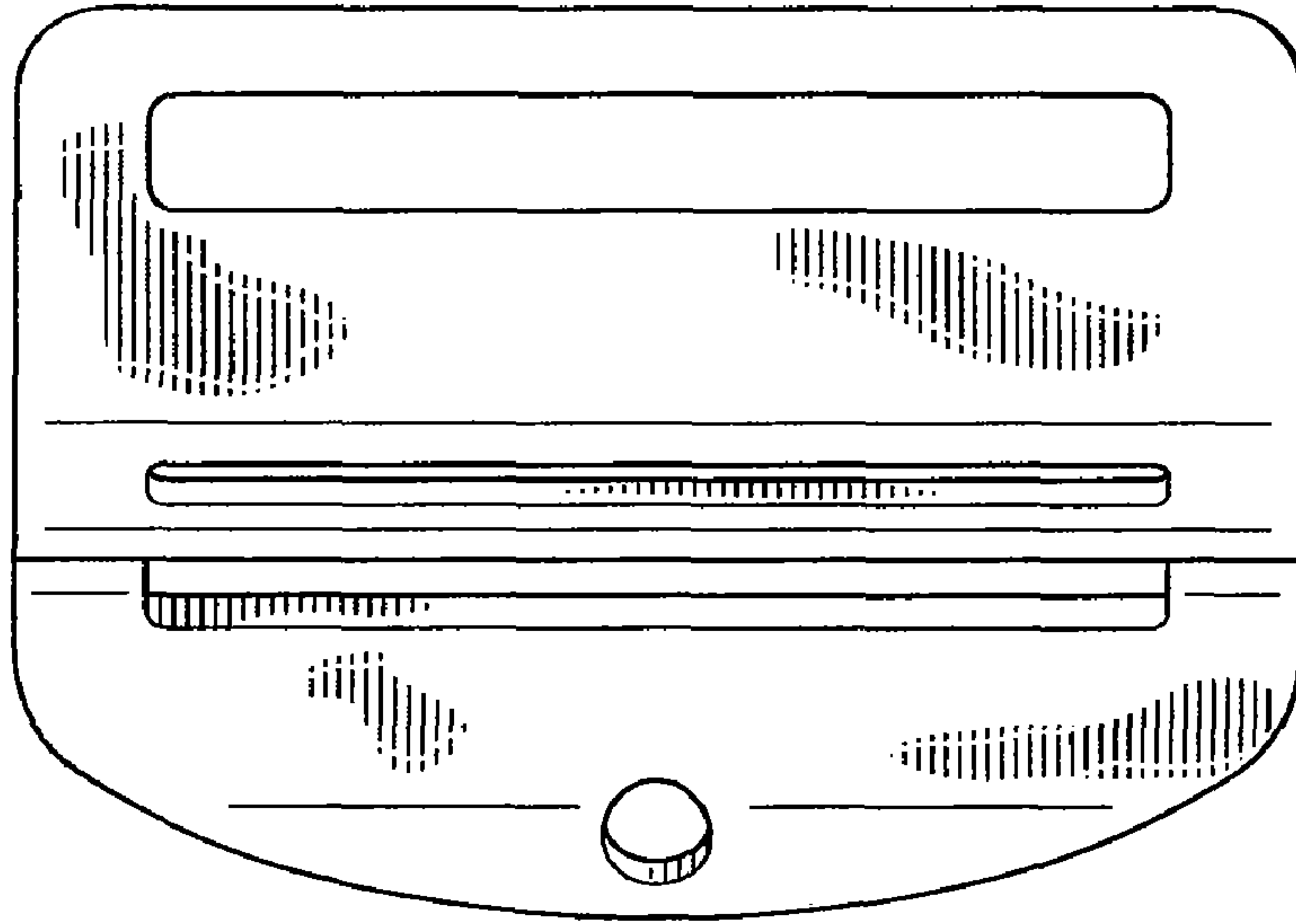


FIG. 2

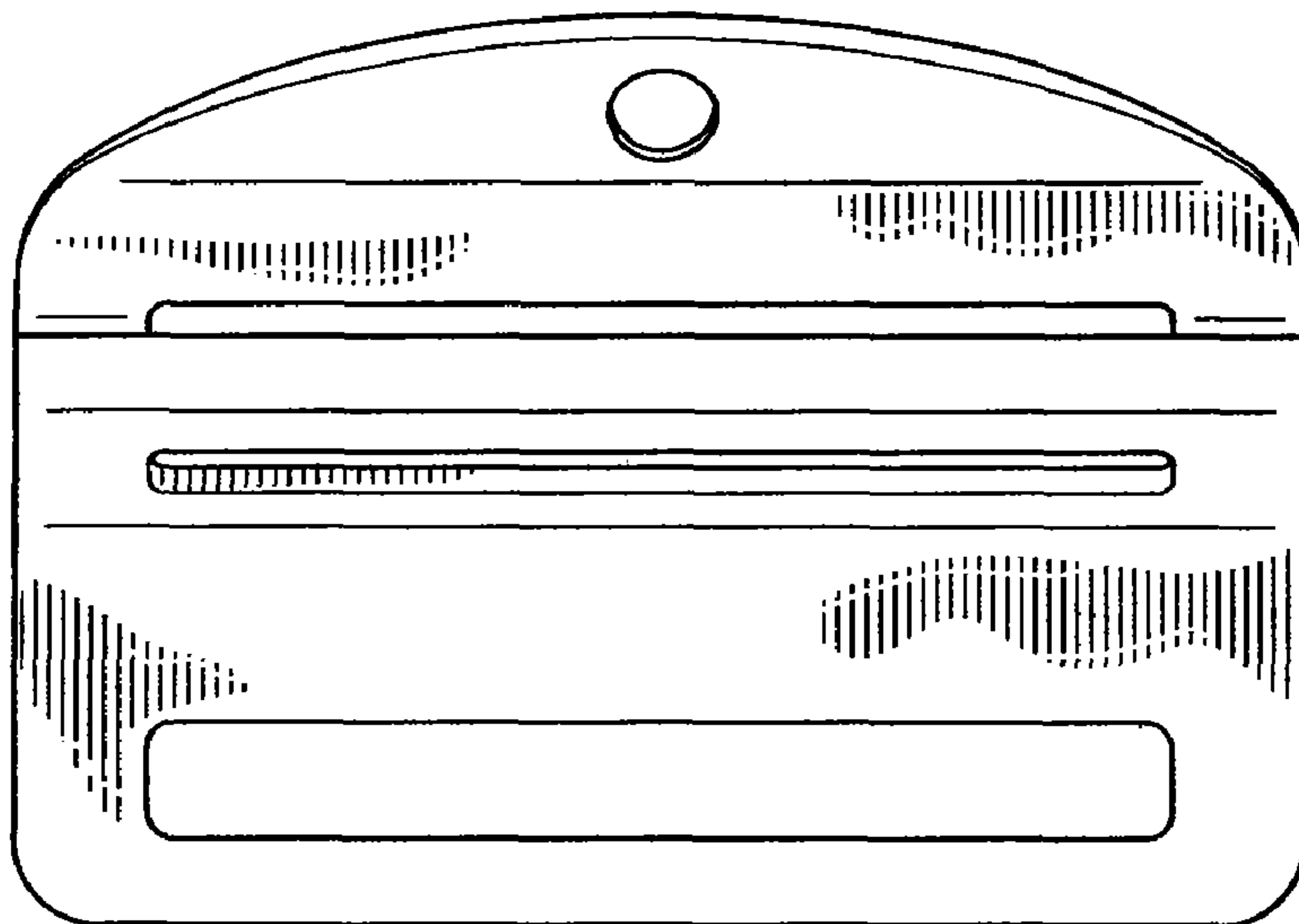


FIG. 3




FIG. 4



FIG. 5



FIG. 6



FIG. 7