



US00D631778S

(12) **United States Design Patent**
Deruelles

(10) **Patent No.:** **US D631,778 S**

(45) **Date of Patent:** **** Feb. 1, 2011**

(54) **ORNAMENT**

(75) Inventor: **Michiyo Deruelles**, Paris (FR)

(73) Assignee: **Swarovski Aktiengesellschaft**, Triesen (LI)

(**) Term: **14 Years**

(21) Appl. No.: **29/356,490**

(22) Filed: **Feb. 26, 2010**

(30) **Foreign Application Priority Data**

Sep. 2, 2009 (EM) 001161897-0001

(51) **LOC (9) Cl.** **11-01**

(52) **U.S. Cl.** **D11/82**

(58) **Field of Classification Search** D11/1,
D11/2, 40-44, 46, 58, 59, 53, 56, 57, 61,
D11/66, 69, 74-77, 79, 80-89, 95-101, 103,
D11/105, 108; 63/1.11, 1.16, 3, 13, 14.1,
63/18, 20, 23, 26-28; D21/621, 622, 630,
D21/633

See application file for complete search history.

(56) **References Cited**

U.S. PATENT DOCUMENTS

D168,222 S * 11/1952 Harano D6/607
D247,885 S * 5/1978 Krecic D11/82
D247,887 S * 5/1978 Krecic D11/82
4,503,687 A * 3/1985 Tessler et al. 63/28
D368,070 S * 3/1996 Krokaugger D13/133
D414,214 S * 9/1999 Yamazaki D21/585
D556,840 S * 12/2007 Wilk et al. D21/621

D574,899 S * 8/2008 Auberger et al. D21/621
D597,886 S * 8/2009 Styles D11/158
D605,547 S * 12/2009 Jouan D11/83
D606,448 S * 12/2009 Jouan D11/83
D608,678 S * 1/2010 Jouan D11/83
D608,679 S * 1/2010 Jouan D11/83

OTHER PUBLICATIONS

<http://igift.files.wordpress.com/2008/10/gold-bear-pendent.jpg>.

Accessed May 21, 2010.*

<http://www.hairoine.net/images/MEDNECK1002.jpg>. Accessed May 21, 2010.*

* cited by examiner

Primary Examiner—Cathron C Brooks

Assistant Examiner—Melanie Levy

(74) *Attorney, Agent, or Firm*—Wenderoth, Lind & Ponack, L.L.P.

(57) **CLAIM**

The ornamental design for an ornament, as shown and described.

DESCRIPTION

FIG. 1 is a perspective view of the invention;

FIG. 2 is a front view of the invention;

FIG. 3 is a rear view of the invention;

FIG. 4 is a left side view of the invention;

FIG. 5 is a right side view of the invention;

FIG. 6 is a bottom view of the invention; and,

FIG. 7 is a top view of the invention.

1 Claim, 4 Drawing Sheets




FIG. 1

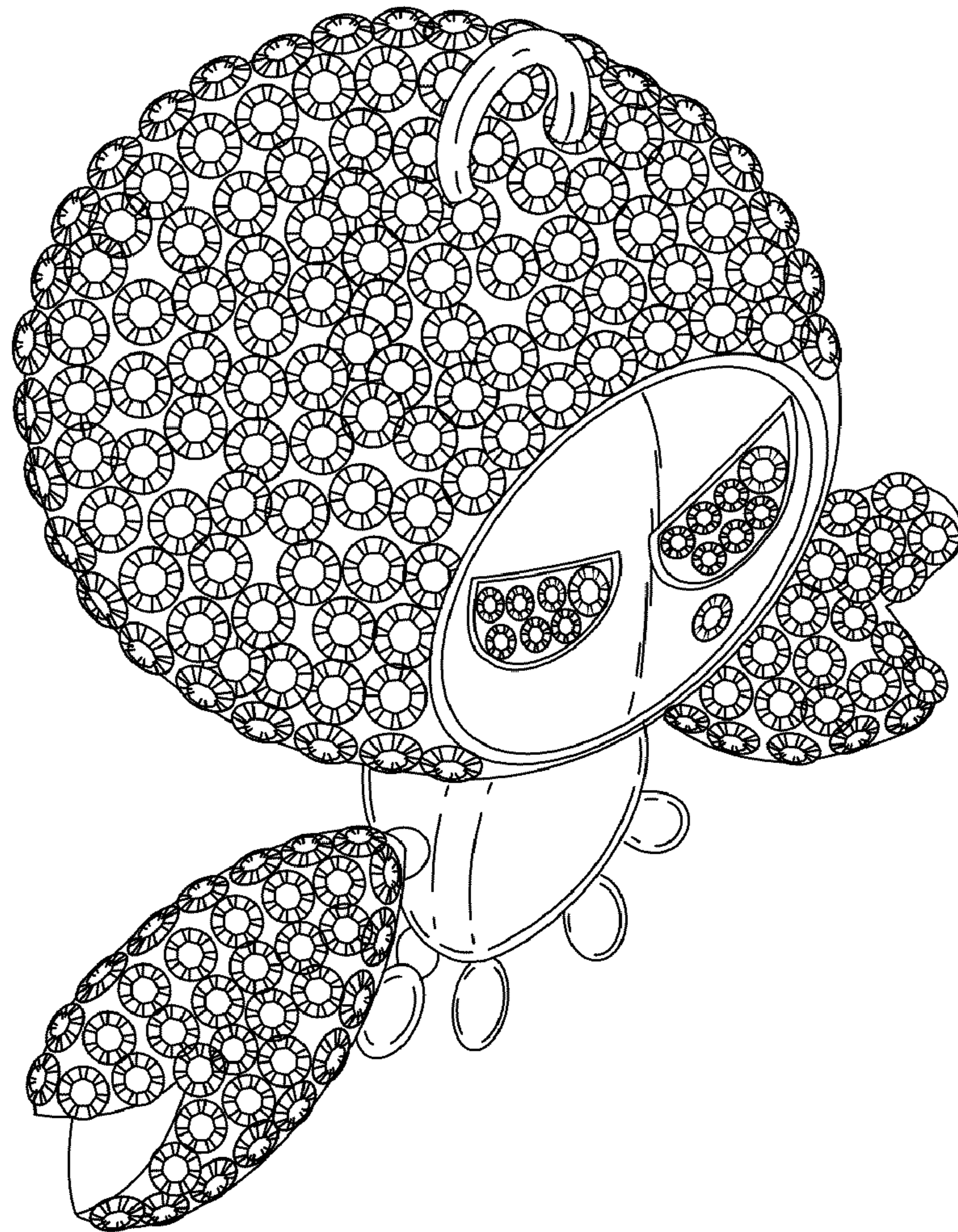


FIG. 2




FIG. 3

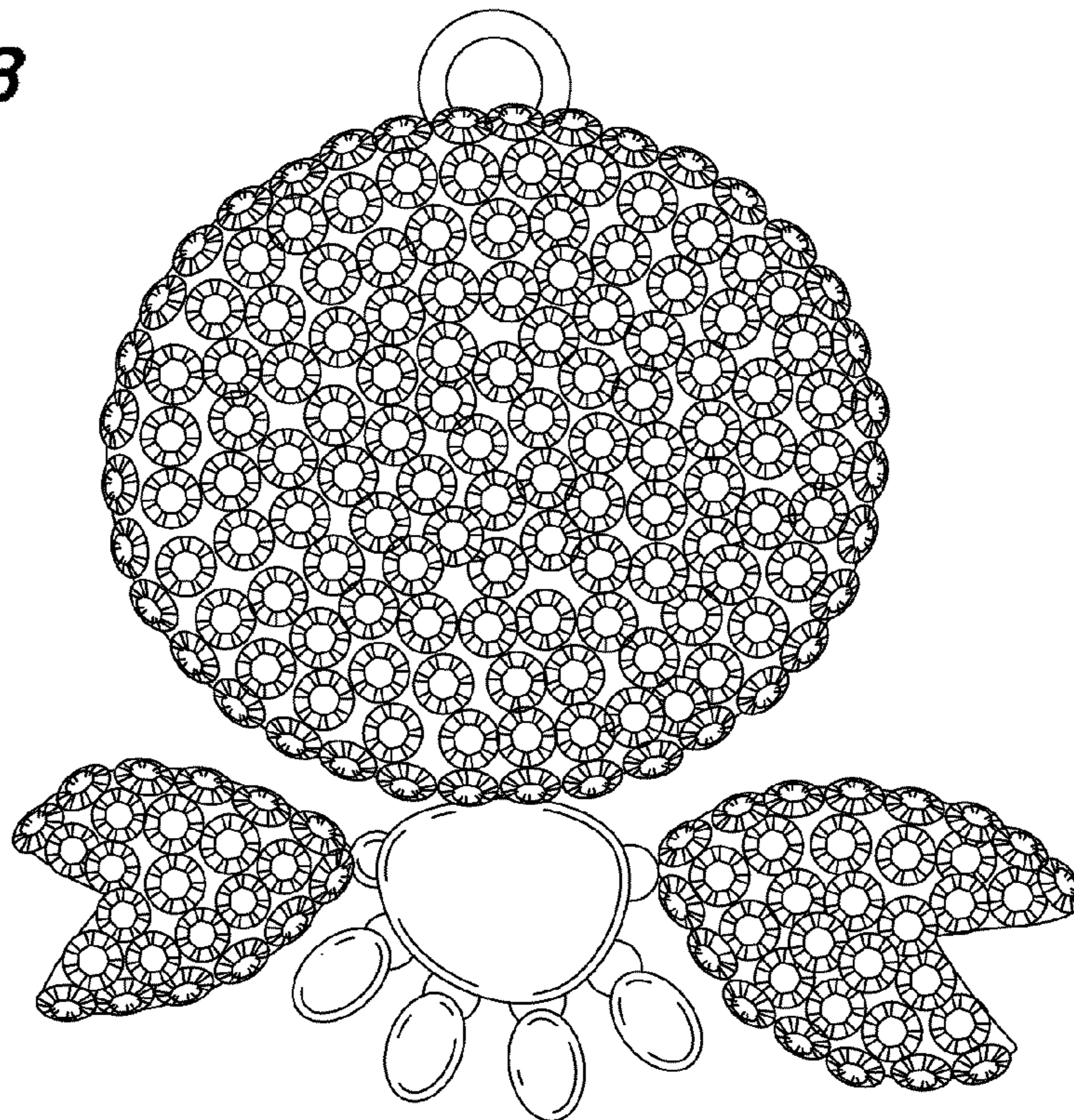


FIG. 4

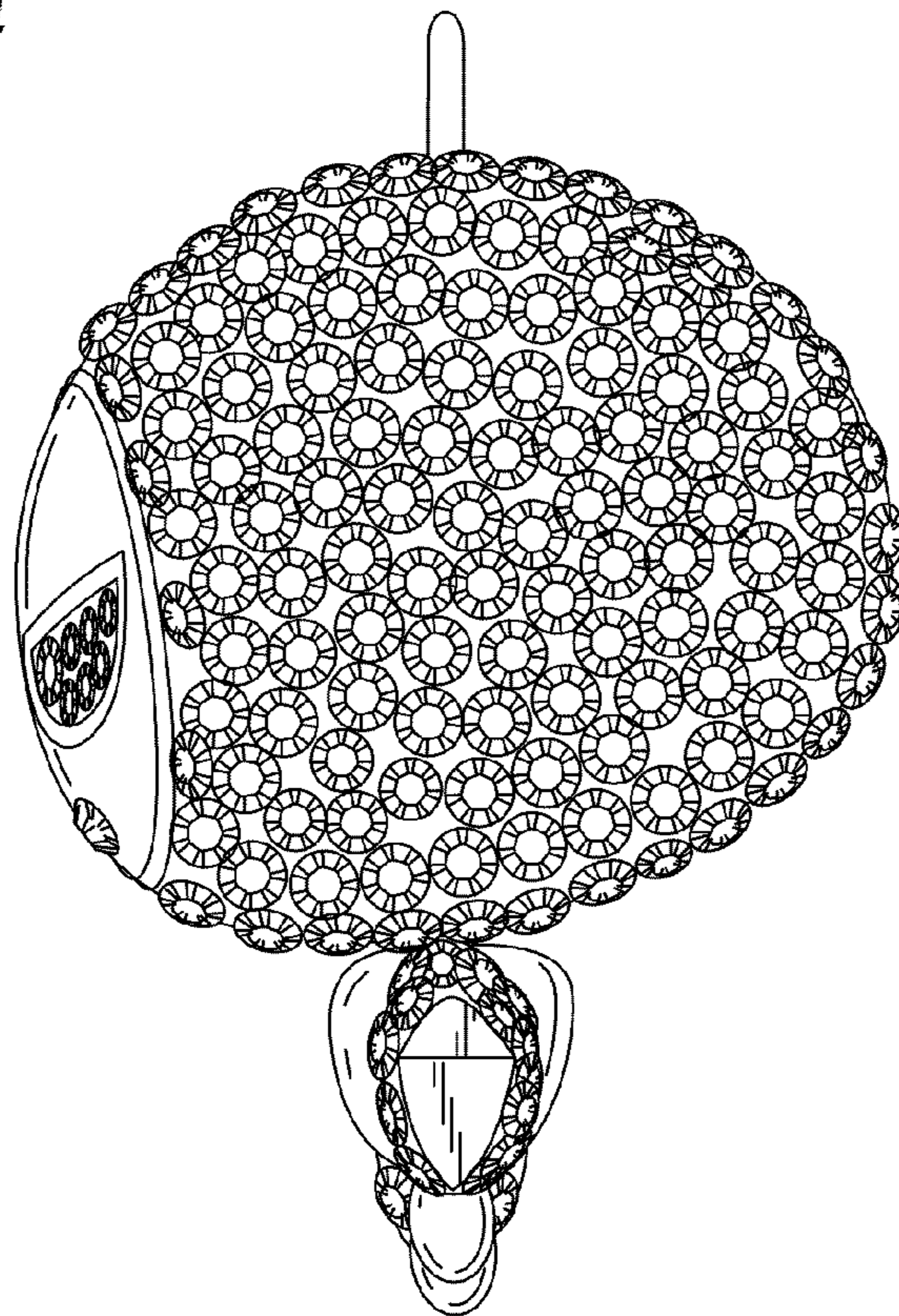


FIG. 5

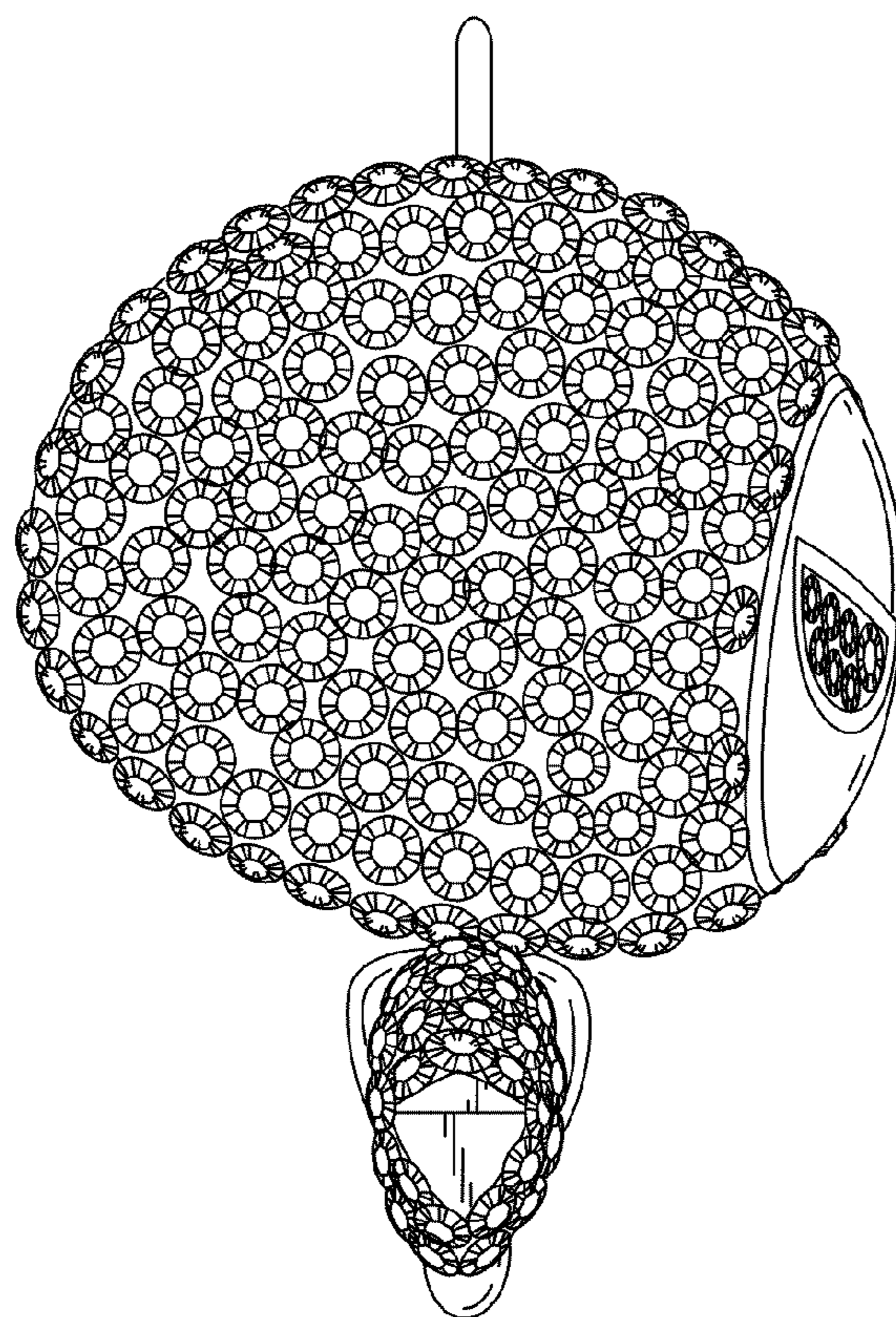


FIG. 6

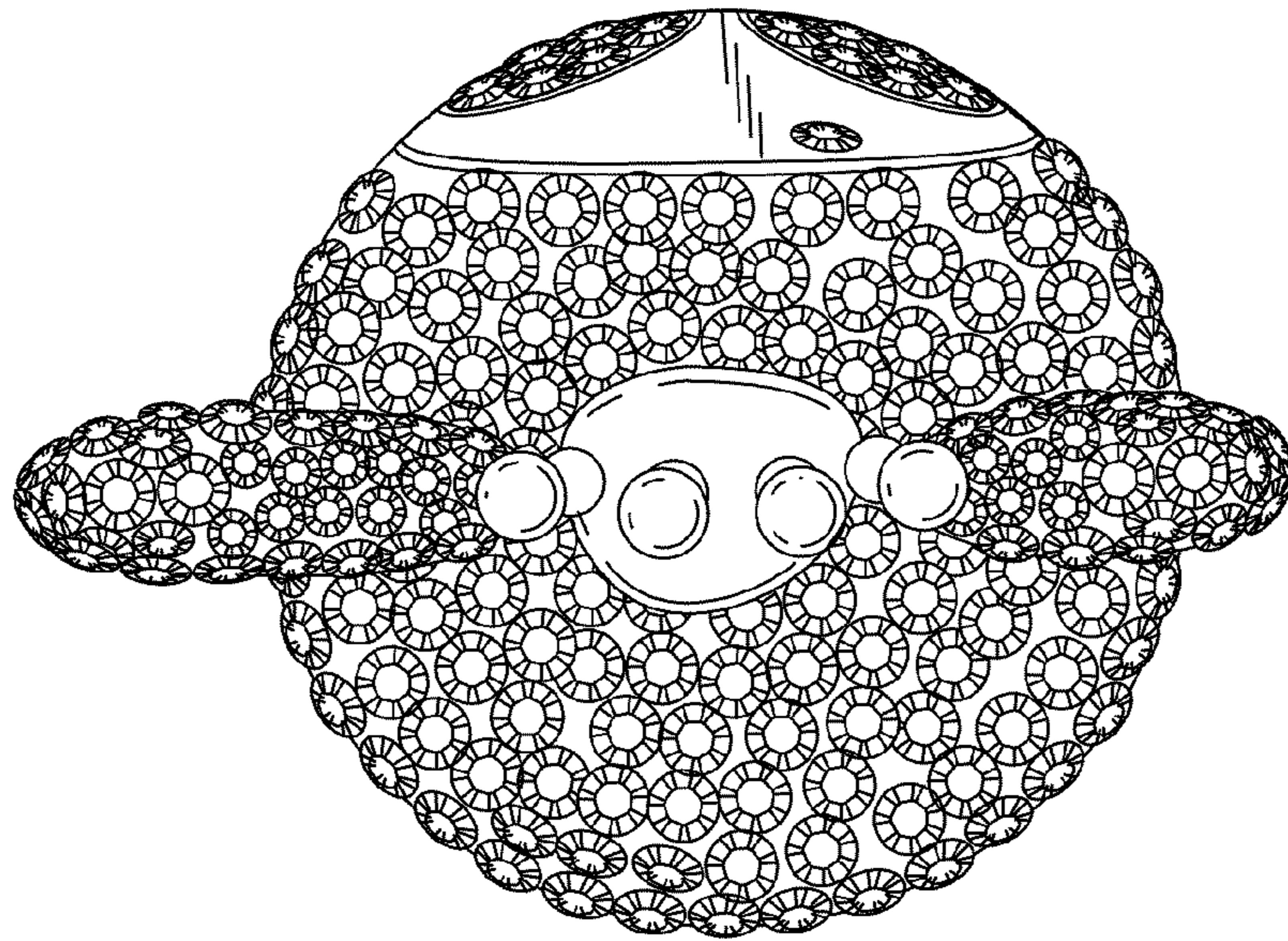


FIG. 7

