



US00D631776S

(12) **United States Design Patent**
Marchand

(10) **Patent No.:** **US D631,776 S**
(45) **Date of Patent:** **** Feb. 1, 2011**

(54) **NECKLACE**

(75) Inventor: **Veronique Marchand**, Paris (FR)

(73) Assignee: **Cartier Creation Studio SA** (CH)

(**) Term: **14 Years**

(21) Appl. No.: **29/365,912**

(22) Filed: **Jul. 16, 2010**

(51) **LOC (9) Cl.** **11-01**

(52) **U.S. Cl.** **D11/3; D11/11**

(58) **Field of Classification Search** D11/1,
D11/3, 4, 5, 6, 11, 12, 13, 15, 16, 17, 21,
D11/22, 25, 93, 94, 96, 89, 84, 81, 8, 7; D26/51;
63/11, 7, 3.1, 3.2, 4, 5.1, 5.2; 362/104, 571
See application file for complete search history.

(56) **References Cited**

U.S. PATENT DOCUMENTS

| | | | | |
|--------------|--------|-----------|-------|--------|
| D333,800 S * | 3/1993 | Akdemir | | D11/12 |
| D439,187 S * | 3/2001 | Cabarbaye | | D11/3 |
| D439,188 S * | 3/2001 | Cabarbaye | | D11/11 |
| D440,515 S * | 4/2001 | Cabarbaye | | D11/3 |
| D444,092 S * | 6/2001 | Cabarbaye | | D11/3 |
| D445,353 S * | 7/2001 | Cabarbaye | | D11/3 |
| D452,959 S * | 1/2002 | Cabarbaye | | D11/3 |

| | | | | |
|--------------|--------|-----------------|-------|--------|
| D460,373 S * | 7/2002 | Cabarbaye | | D11/3 |
| D516,450 S * | 3/2006 | Carnegie et al. | | D11/6 |
| D575,655 S * | 8/2008 | Maier | | D11/3 |
| D584,982 S * | 1/2009 | Miloradovic | | D11/3 |
| D595,174 S * | 6/2009 | Hardy | | D11/11 |
| D620,832 S * | 8/2010 | Cervone | | D11/3 |

* cited by examiner

Primary Examiner—Austin Murphy

(74) *Attorney, Agent, or Firm*—Galbreath Law Offices, P.C.;
John A. Galbreath

(57) **CLAIM**

The ornamental design for a necklace, as shown and described.

DESCRIPTION

FIG. 1 is a front view of the invention;

FIG. 2 is a back view of the invention;

FIG. 3 is a perspective view of the invention;


FIG. 4 is a bottom view of the invention;

FIG. 5 is a top view of the invention;

FIG. 6 is a side view of the invention; and,

FIG. 7 is another side view of the invention, showing the side opposite that shown in FIG. 6.

1 Claim, 5 Drawing Sheets



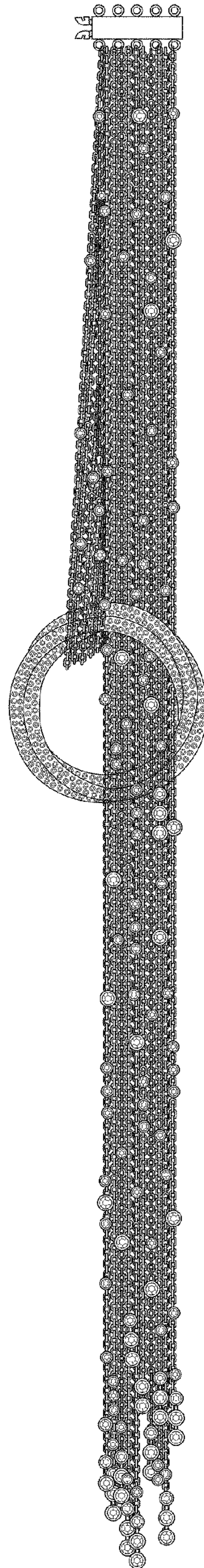


Fig 1

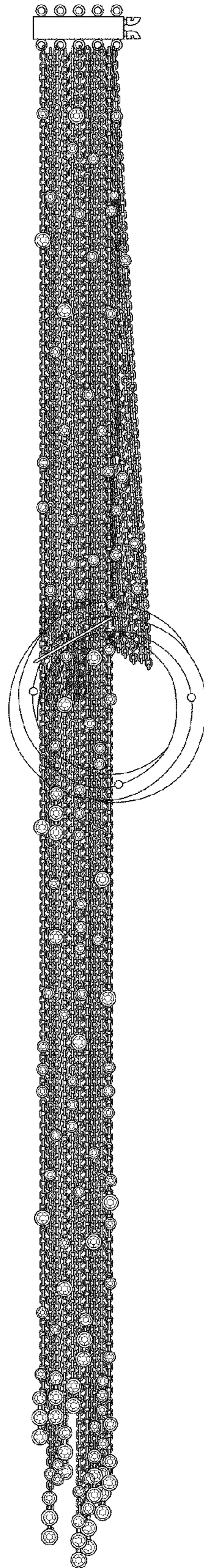


Fig 2

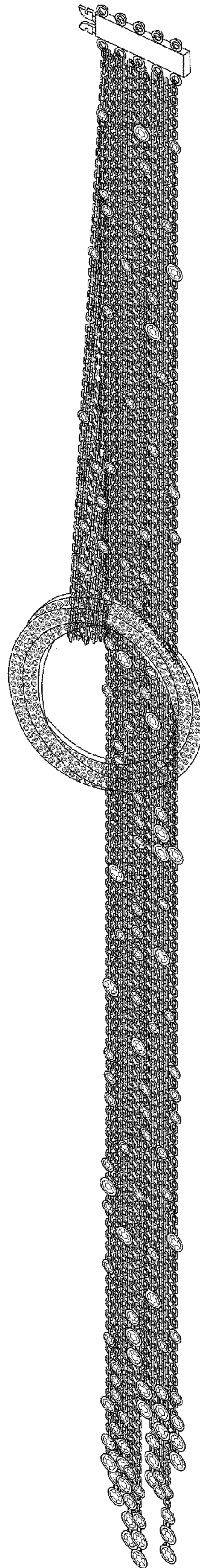


Fig 3



Fig 4

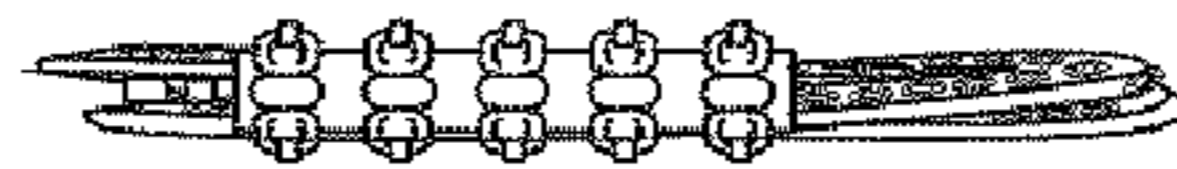


Fig 5



Fig 6



Fig 7