



US00D631773S

(12) **United States Design Patent**  
**Parvex**

(10) **Patent No.:** **US D631,773 S**

(45) **Date of Patent:** **\*\* Feb. 1, 2011**

(54) **RING**

(75) Inventor: **Isa Parvex**, Paris (FR)

(73) Assignee: **Van Cleef & Arpels S.A.**, Villars sur Glane (CH)

(\*\*) Term: **14 Years**

(21) Appl. No.: **29/347,452**

(22) Filed: **Jan. 19, 2010**

(30) **Foreign Application Priority Data**

Dec. 1, 2009 (EM) ..... 001642331-0003

(51) **LOC (9) Cl.** ..... **11-01**

(52) **U.S. Cl.** ..... **D11/3; D11/11**

(58) **Field of Classification Search** ..... D11/3-12,  
D11/26-39; 63/1.11, 3, 3.1, 3.2, 12, 13,  
63/15, 15.1-15.4, 15.45, 15.5, 15.6, 15.65,  
63/15.7, 26-28

See application file for complete search history.

(56) **References Cited**

**U.S. PATENT DOCUMENTS**

430,295 A \* 6/1890 Mathewson ..... 63/3  
D39,309 S \* 5/1908 Carey ..... D11/26  
D60,470 S \* 2/1922 Sabbath ..... D11/11  
D120,368 S \* 5/1940 Welling ..... D11/11  
2,554,629 A \* 5/1951 Meyer ..... 63/3  
3,124,286 A \* 3/1964 Dompier ..... 63/3.2  
5,432,986 A \* 7/1995 Sexton ..... 24/303

D383,693 S \* 9/1997 Bulgari ..... D11/12  
D446,146 S \* 8/2001 Cevallos ..... D11/3  
D446,147 S \* 8/2001 Cevallos ..... D11/5  
D457,990 S \* 5/2002 Dietrich ..... D30/160  
6,544,164 B1 \* 4/2003 Fan ..... 63/12  
D487,709 S \* 3/2004 Ferlise ..... D11/5  
D499,042 S \* 11/2004 Schnur ..... D11/26  
D516,449 S \* 3/2006 Charles ..... D11/4  
D532,317 S \* 11/2006 Goeking ..... D10/31  
D576,067 S \* 9/2008 Hines ..... D11/11

\* cited by examiner

*Primary Examiner*—Cathron C Brooks

*Assistant Examiner*—Melanie Levy

(74) *Attorney, Agent, or Firm*—The Nath Law Group; Derek Richmond; Jiaxiao Zhang

(57) **CLAIM**

The ornamental design for a ring, as shown and described.

**DESCRIPTION**

FIG. 1 is a perspective view of the ring;

FIG. 2 is a left side view of the ring according to FIG. 1;

FIG. 3 is a front view of the ring according to FIG. 1;

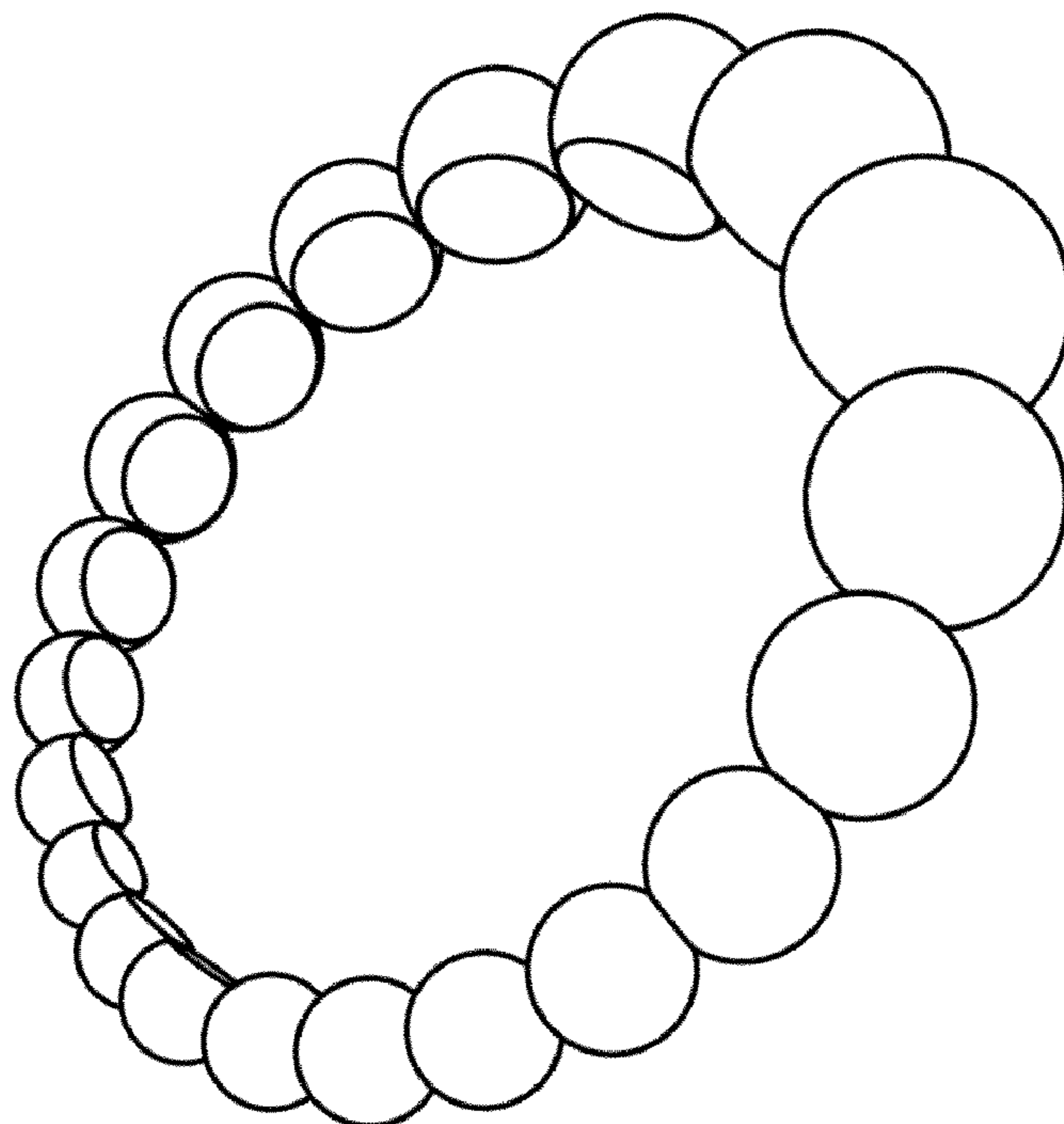
FIG. 4 is a right side view of the ring according to FIG. 1;

FIG. 5 is a back view of the ring according to FIG. 1;

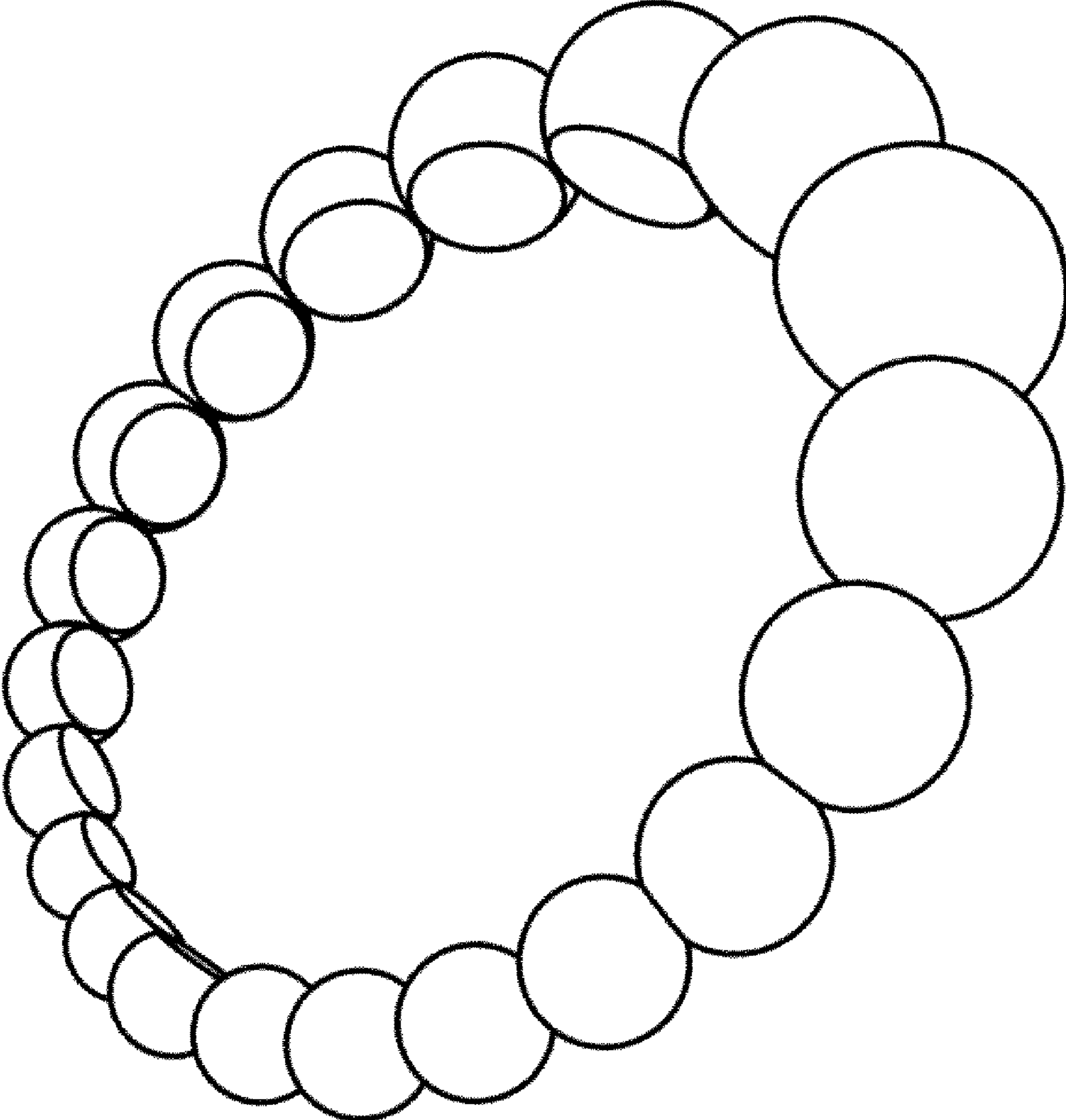
FIG. 6 is an top view of the ring according to FIG. 1; and,

FIG. 7 is a bottom view of the ring according to FIG. 1.

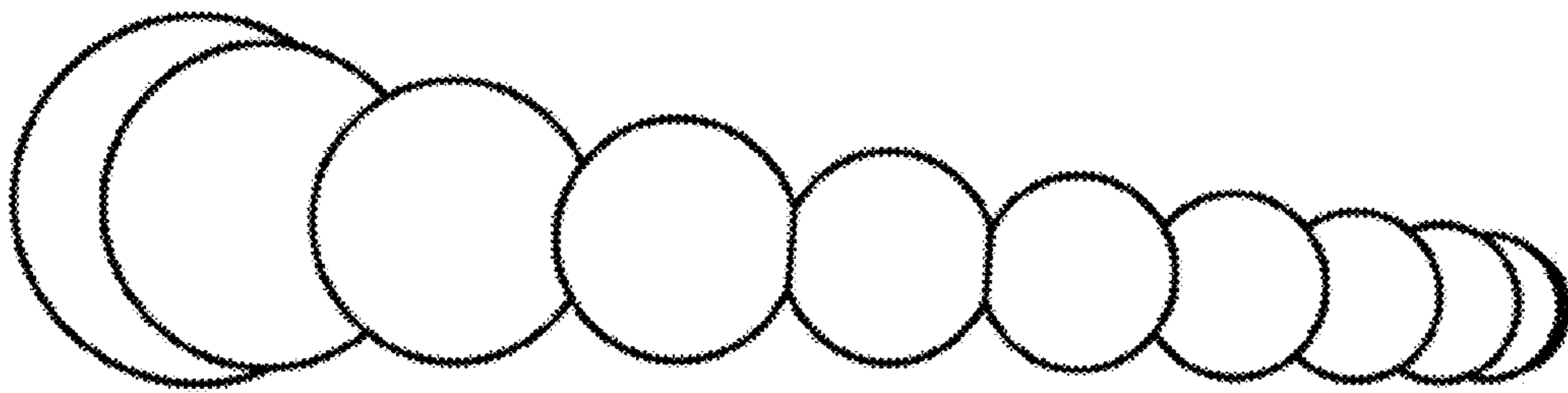
**1 Claim, 7 Drawing Sheets**



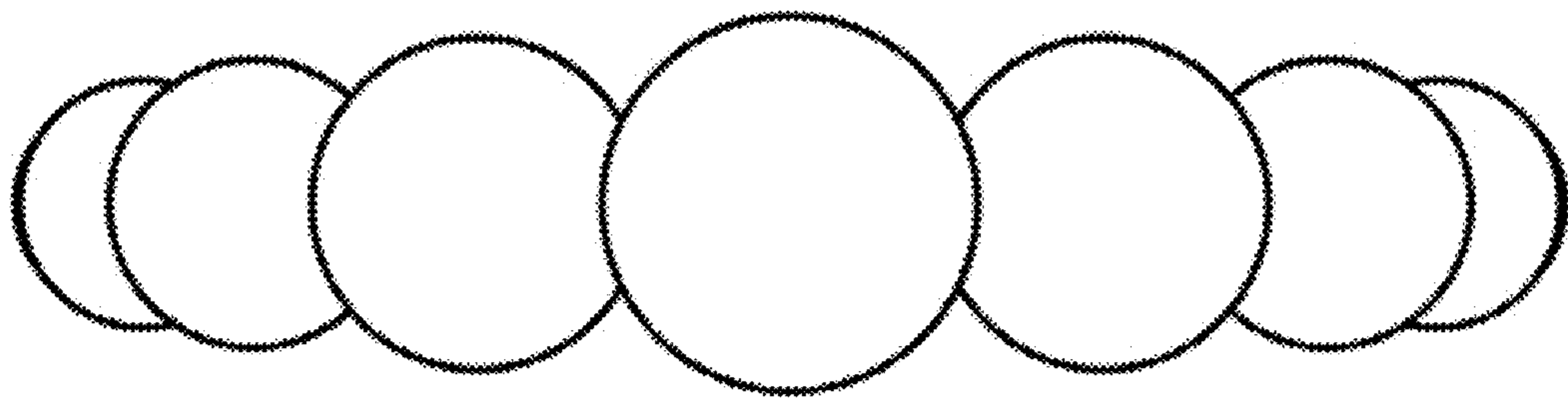
**Fig. 1**



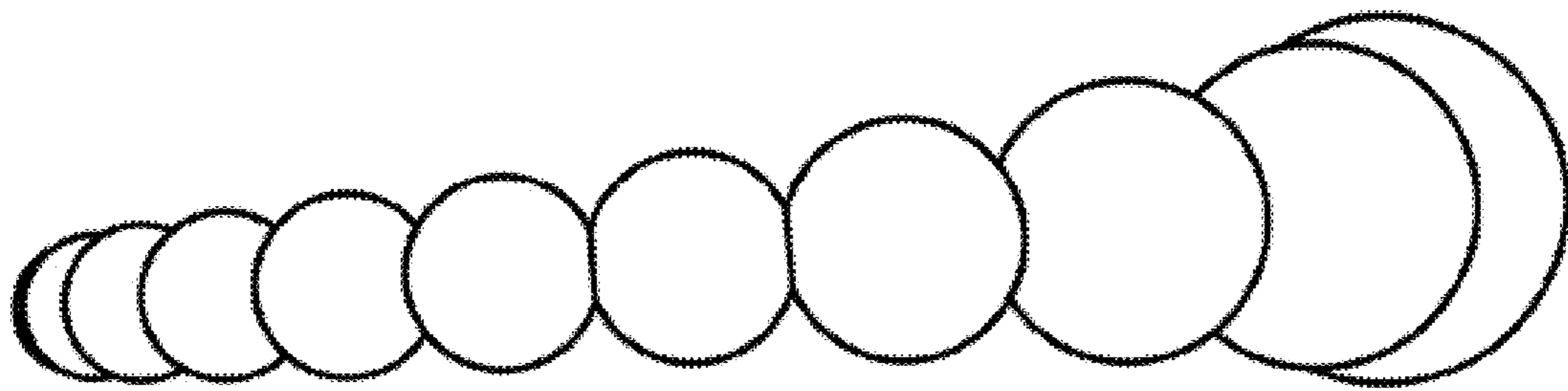
**Fig. 2**



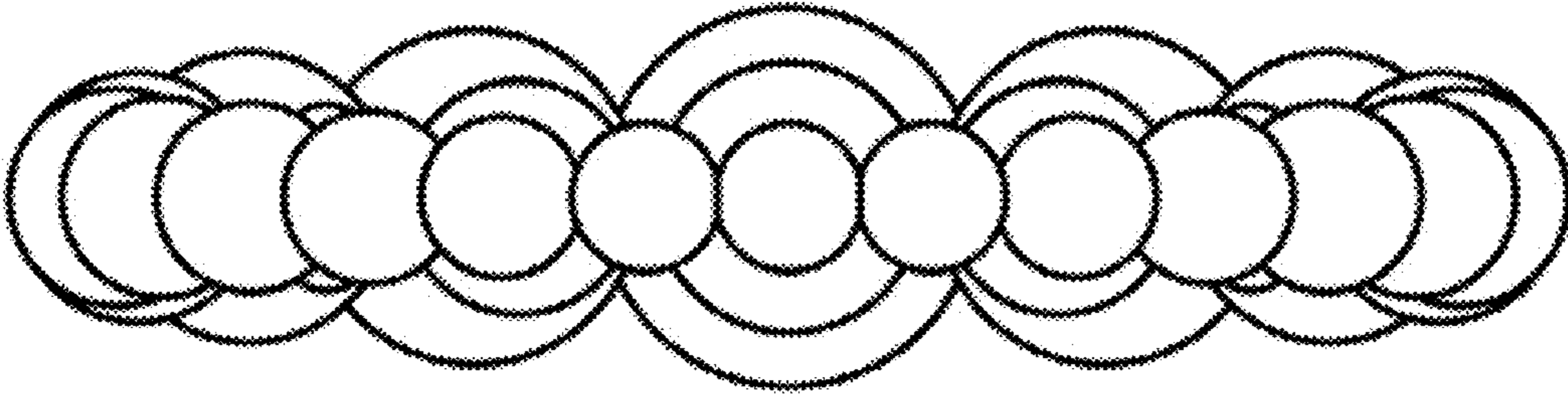
**Fig. 3**




**Fig. 4**



**Fig. 5**



**Fig. 6**



**Fig. 7**

