



US00D631768S

(12) **United States Design Patent**  
**Petrucelli et al.**

(10) **Patent No.:** **US D631,768 S**

(45) **Date of Patent:** **\*\* Feb. 1, 2011**

(54) **TIRE PRESSURE GAUGE**

D331,371 S 12/1992 Weng

D335,465 S 5/1993 Garrison, III

D336,735 S 6/1993 Nulsen

(75) Inventors: **Steven Petrucelli**, Cranbury, NJ (US);  
**Mark Kuskovsky**, Long Branch, NJ  
(US); **Steven Rodrig**, Hillsborough, NJ  
(US)

(73) Assignee: **Measurement Ltd.**, Grand Cayman  
(KY)

(Continued)

*Primary Examiner*—Antoine D Davis

(74) *Attorney, Agent, or Firm*—Howard IP Law Group, PC

(\*\*) Term: **14 Years**

(21) Appl. No.: **29/352,957**

(57) **CLAIM**

(22) Filed: **Dec. 30, 2009**

The ornamental design for a tire pressure gauge, as shown and described.

(51) **LOC (9) Cl.** ..... **10-04**

(52) **U.S. Cl.** ..... **D10/86**

(58) **Field of Classification Search** ..... D10/86;  
73/732, 744, 742, 717, 741, 146.3, 146.8

See application file for complete search history.

**DESCRIPTION**

(56) **References Cited**

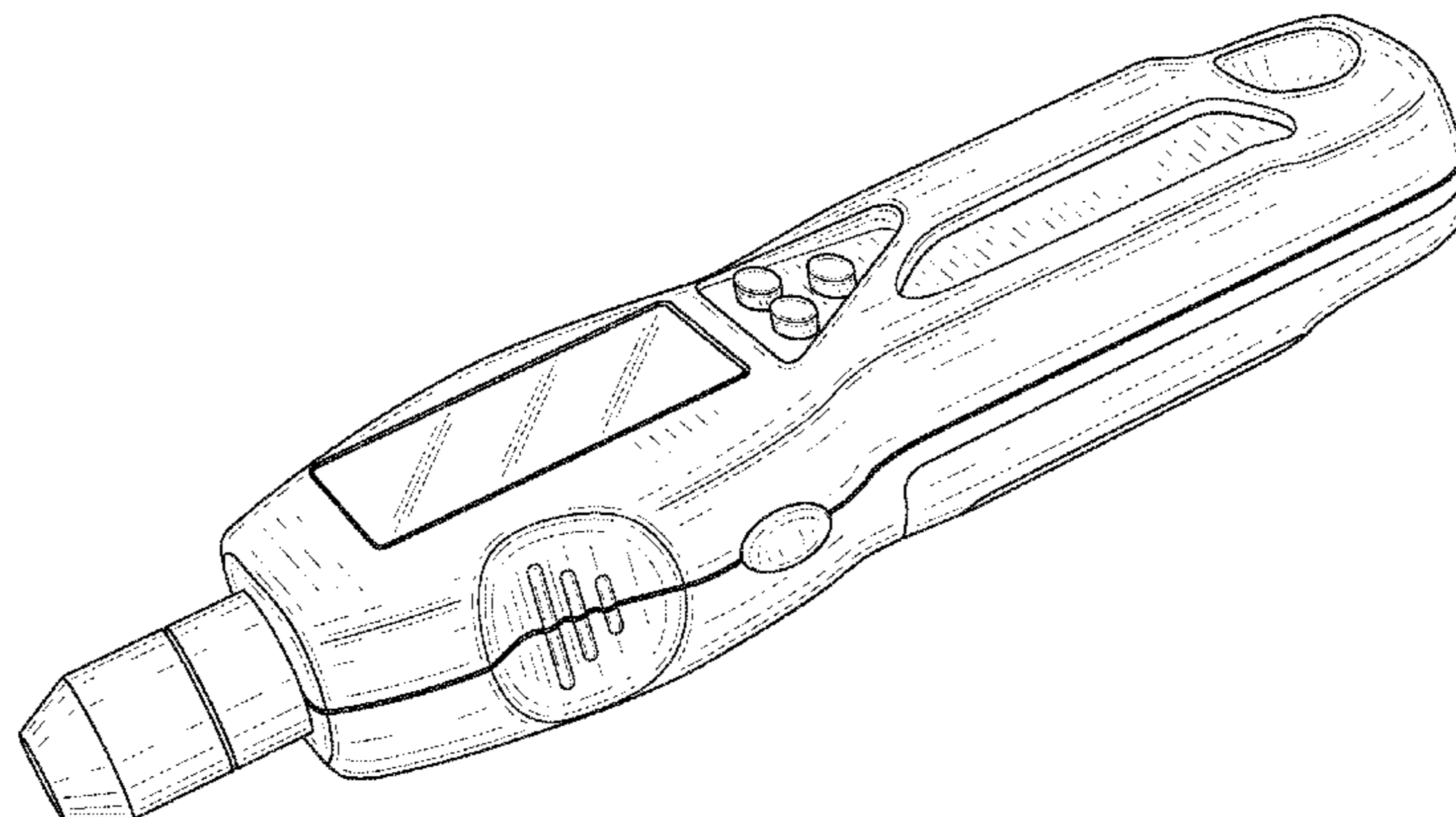
**U.S. PATENT DOCUMENTS**

D247,429 S	3/1978	Teal
D259,863 S	7/1981	Eller
D280,215 S	8/1985	Huang
D286,270 S	10/1986	Huang
D289,424 S	4/1987	Huang
D294,229 S	2/1988	Bonazzi
4,748,845 A	6/1988	Rocco et al.
4,768,460 A	9/1988	Soon-Fu
D300,729 S	4/1989	Skaggs et al.
4,827,764 A	5/1989	Hwang
4,845,980 A	7/1989	Weng
4,916,944 A	4/1990	Ho-Chuan
4,924,697 A	5/1990	Hunt et al.
D314,159 S	1/1991	O'Connor
4,998,438 A	3/1991	Martin
D316,980 S	5/1991	Brinker et al.
D317,880 S	7/1991	Meehan
5,033,296 A	7/1991	Huang
D320,170 S	9/1991	Hwang
D320,756 S	10/1991	Ohno et al.
5,117,684 A	6/1992	Hwang

FIG. 1 is a perspective view of a tire pressure gauge showing our new design, according to an embodiment of the invention; FIG. 2 is a top view of the tire pressure gauge of FIG. 1; FIG. 3 is a bottom view of the tire pressure gauge of FIG. 1; FIG. 4 is a right side elevational view of the tire pressure gauge of FIG. 1; FIG. 5 is a left side elevational view of the tire pressure gauge of FIG. 1; FIG. 6 is a front elevational view of the tire pressure gauge of FIG. 1; FIG. 7 is a rear elevational view of the tire pressure gauge of FIG. 1; FIG. 8 is a top view of the tire pressure gauge of FIG. 1, shown in use with an energized exemplary display; and, FIG. 9 is a perspective view of a tire pressure gauge, showing our new design, according to another embodiment of the invention.

The matter shown in dashed lines is environmental structure and forms no part of the claimed design.

**1 Claim, 8 Drawing Sheets**



# US D631,768 S

## U.S. PATENT DOCUMENTS

D337,730 S	7/1993	Rosenfeld	D474,124 S	5/2003	Krieger et al.
D338,839 S	8/1993	Akins	D488,082 S	4/2004	Durr et al.
D349,659 S	8/1994	Huang	D491,480 S	6/2004	Huang et al.
D352,252 S	11/1994	Huang	D492,608 S	7/2004	Fujioka
D361,950 S	9/1995	Mascio	D496,602 S	9/2004	Shipman
D366,845 S	2/1996	Handfield et al.	D498,154 S	11/2004	Wang
D366,846 S	2/1996	Handfield et al.	D501,146 S	1/2005	Durr et al.
5,640,776 A	6/1997	Krauss	D501,417 S	2/2005	Tseng
D390,140 S	2/1998	Germanton	D501,418 S	2/2005	Wang
D395,835 S	7/1998	Okuyama et al.	D502,214 S	2/2005	Davis et al.
D402,997 S	12/1998	Campbell et al.	D502,656 S	3/2005	Fujioka
D409,509 S	5/1999	Petrucci et al.	D502,734 S	3/2005	Davis et al.
D409,931 S	5/1999	Petrucci et al.	D502,735 S	3/2005	Davis et al.
D419,085 S	1/2000	Prus	D503,898 S	4/2005	Durr et al.
D427,092 S	6/2000	Wu	D504,630 S	5/2005	Wang
D427,093 S	6/2000	Wu	D505,088 S	5/2005	Durr et al.
D440,893 S	4/2001	Van Zeyl	D505,871 S	6/2005	Little et al.
D440,894 S	4/2001	Van Zeyl	D505,872 S	6/2005	Durr et al.
D440,895 S	4/2001	Van Zeyl	D506,154 S	6/2005	Cowan et al.
D441,674 S	5/2001	Van Zeyl	6,918,291 B2	7/2005	Durr et al.
D447,970 S	9/2001	Cappiello et al.	D522,894 S *	6/2006	Stowers et al. .... D10/86
D450,257 S	11/2001	Bressler et al.	D526,229 S	8/2006	Stowers et al.
D455,361 S	4/2002	Super et al.	D528,934 S	9/2006	Stowers et al.
D455,666 S	4/2002	Cappiello et al.	D534,092 S	12/2006	Kuskovsky
D458,857 S	6/2002	Tseng	7,225,667 B2	6/2007	Chen
D459,257 S *	6/2002	Petrucci ..... D10/86	7,251,992 B2	8/2007	Petrucci
D459,668 S	7/2002	Petrucci	D553,031 S	10/2007	Yuen
D460,704 S	7/2002	Peele	D558,623 S *	1/2008	Yuen et al. .... D10/86
D462,627 S	9/2002	Petrucci	D603,733 S *	11/2009	Stowers et al. .... D10/86
D469,706 S	2/2003	Huang	2007/0068239 A1 *	3/2007	Chen ..... 73/146.5
D472,172 S	3/2003	Fujioka et al.	2007/0180899 A1 *	8/2007	Petrucci ..... 73/146

\* cited by examiner

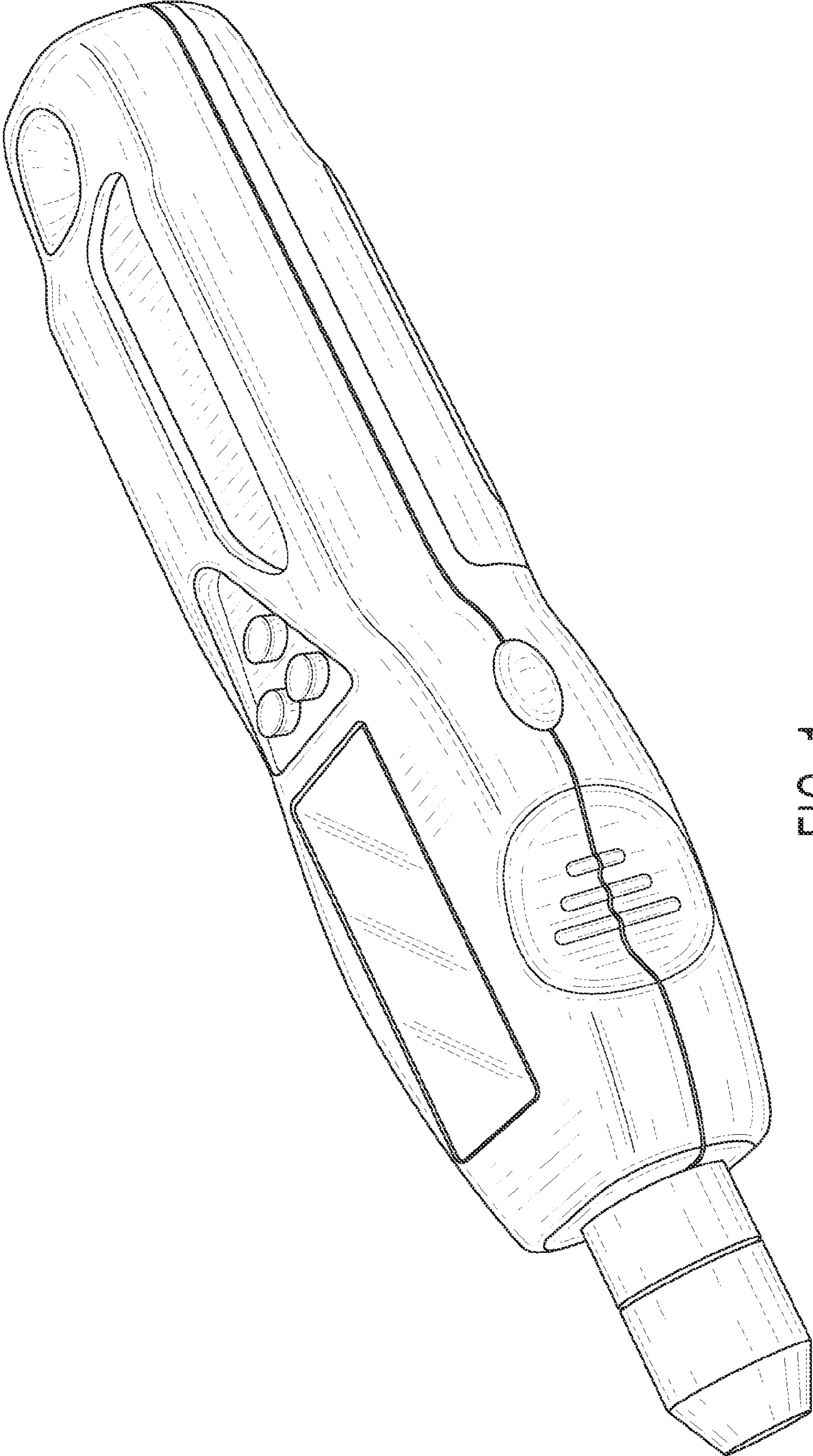


FIG. 1



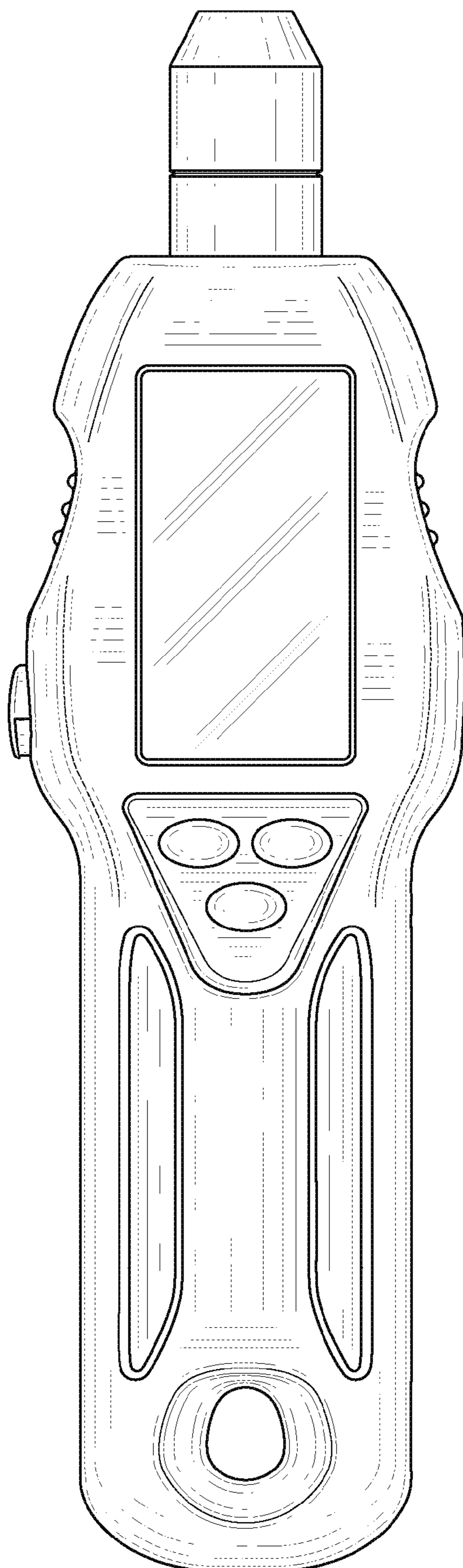


FIG. 2

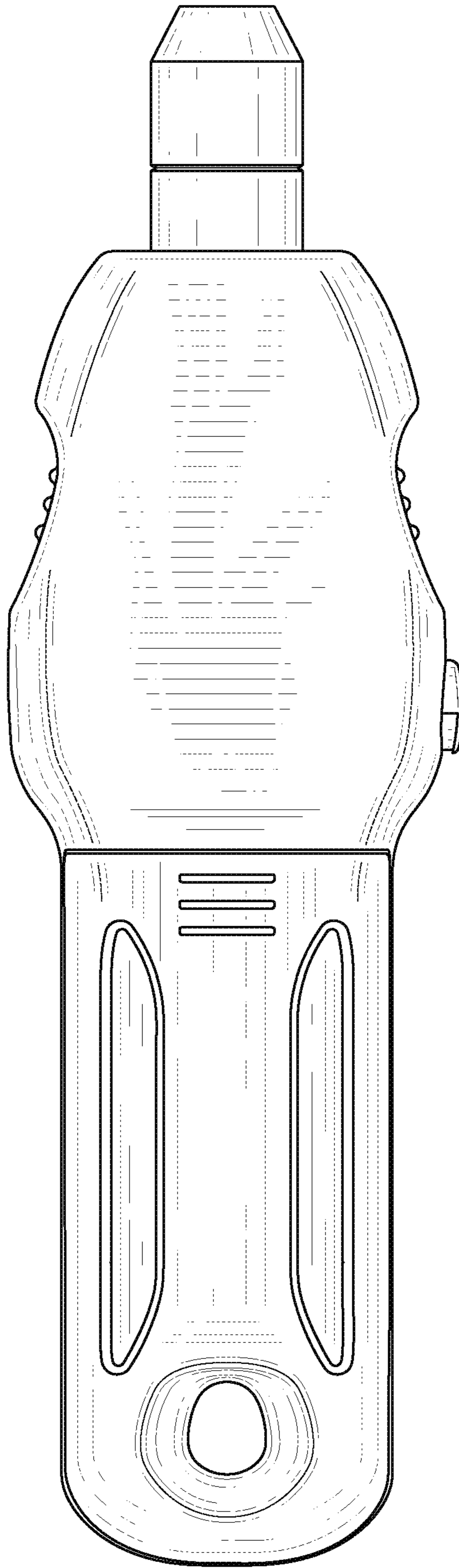


FIG. 3

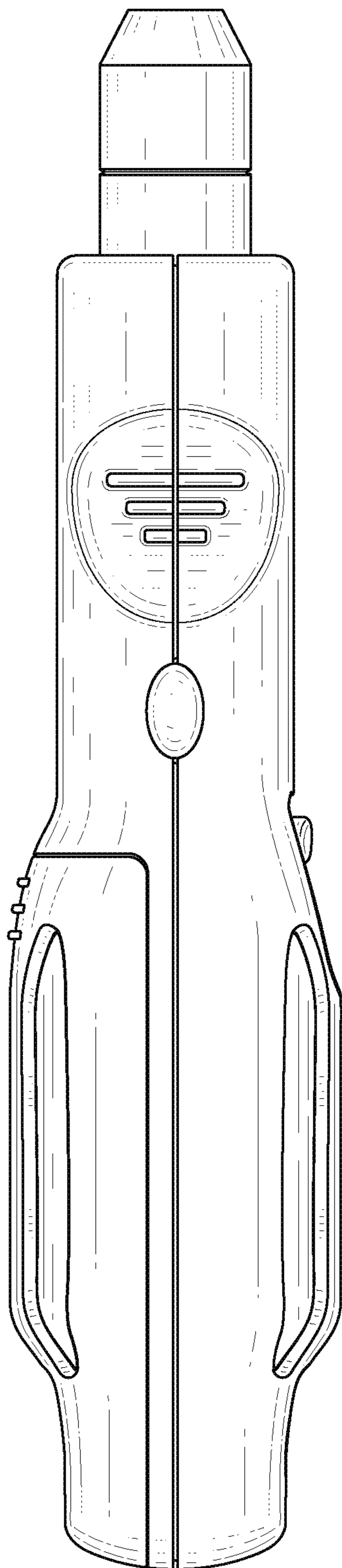


FIG. 4

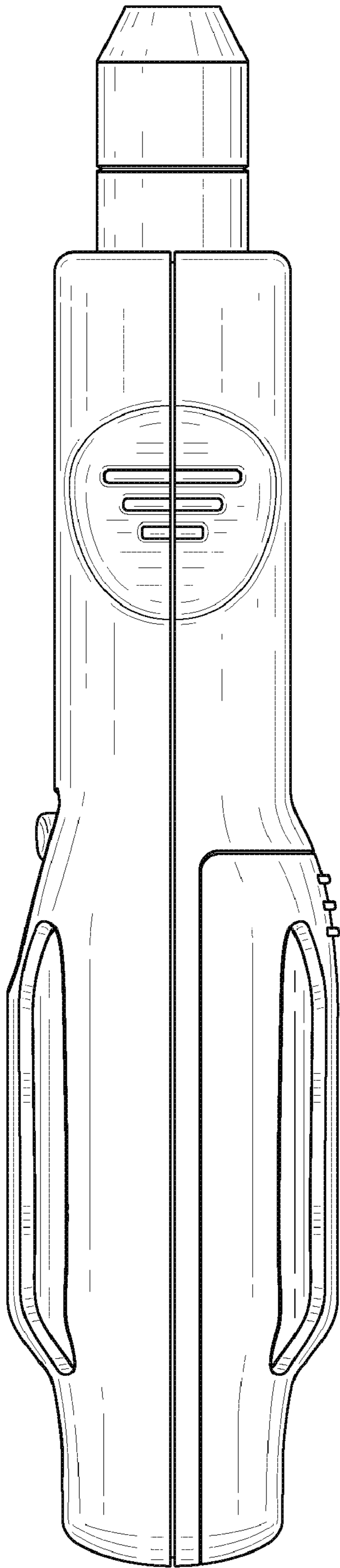


FIG. 5

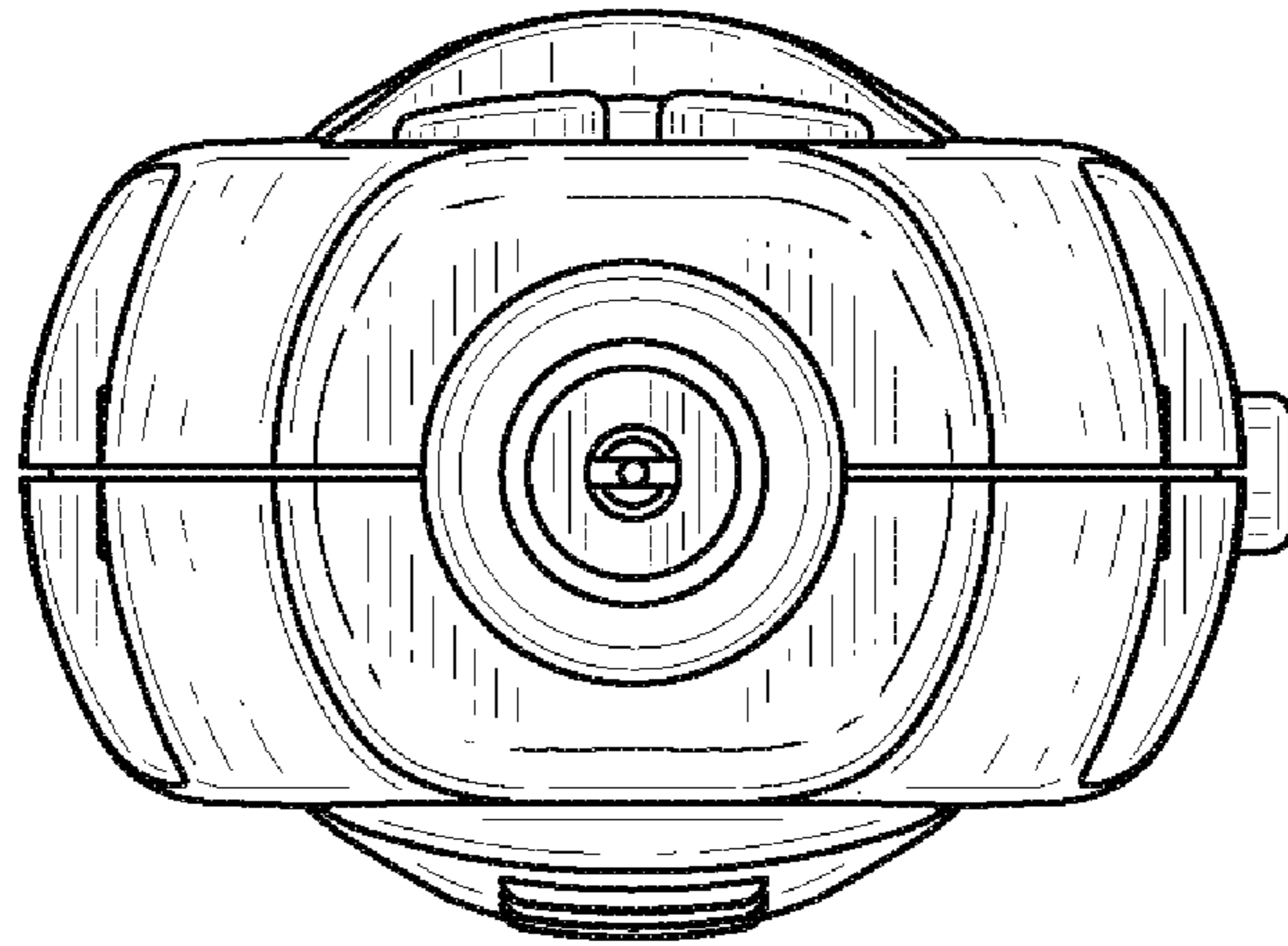


FIG. 6

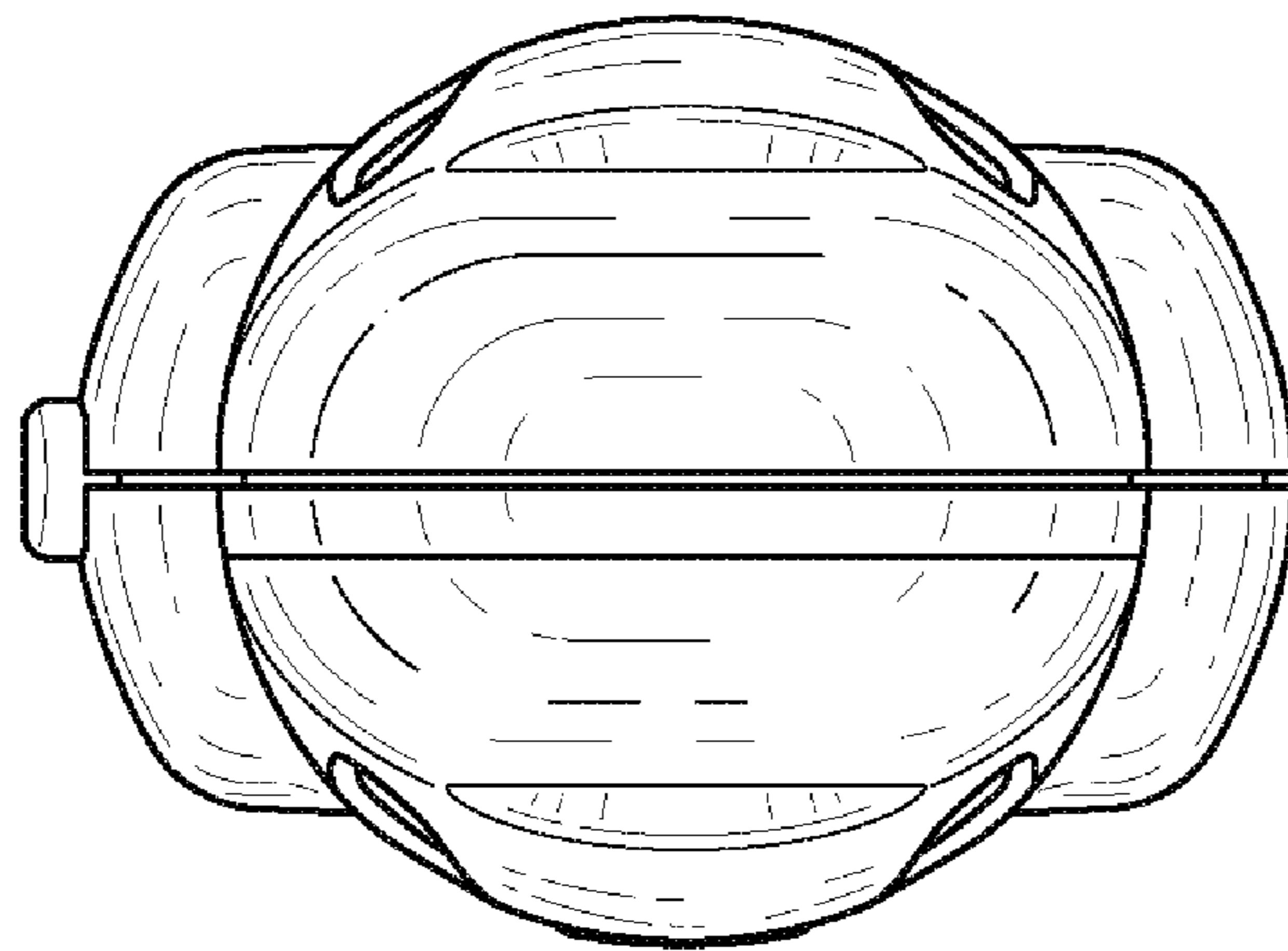


FIG. 7



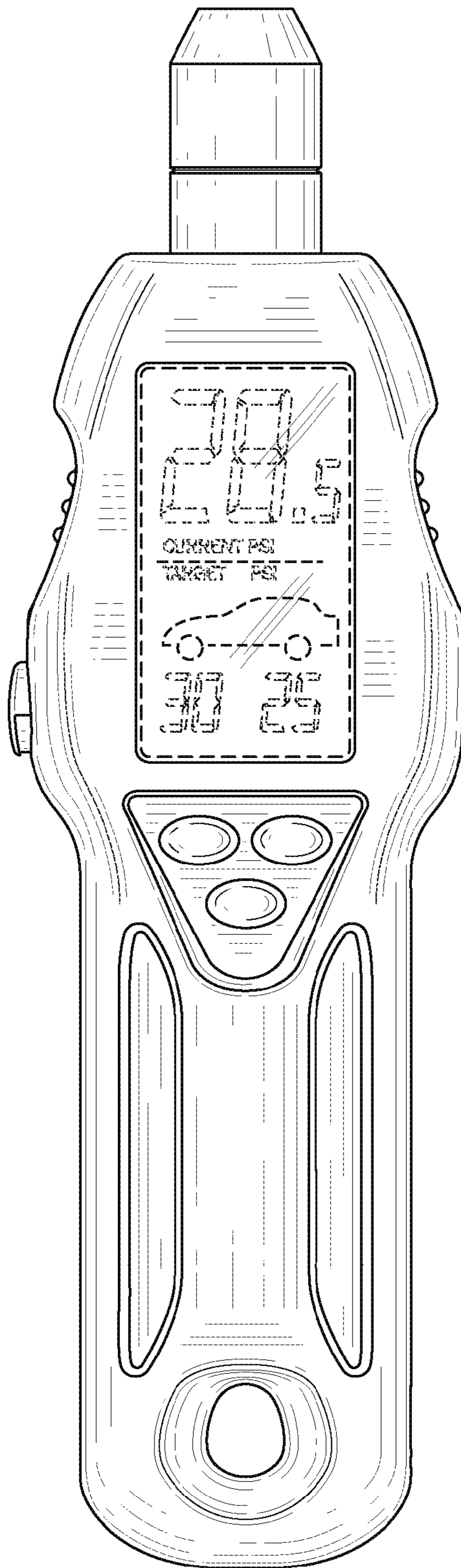


FIG. 8

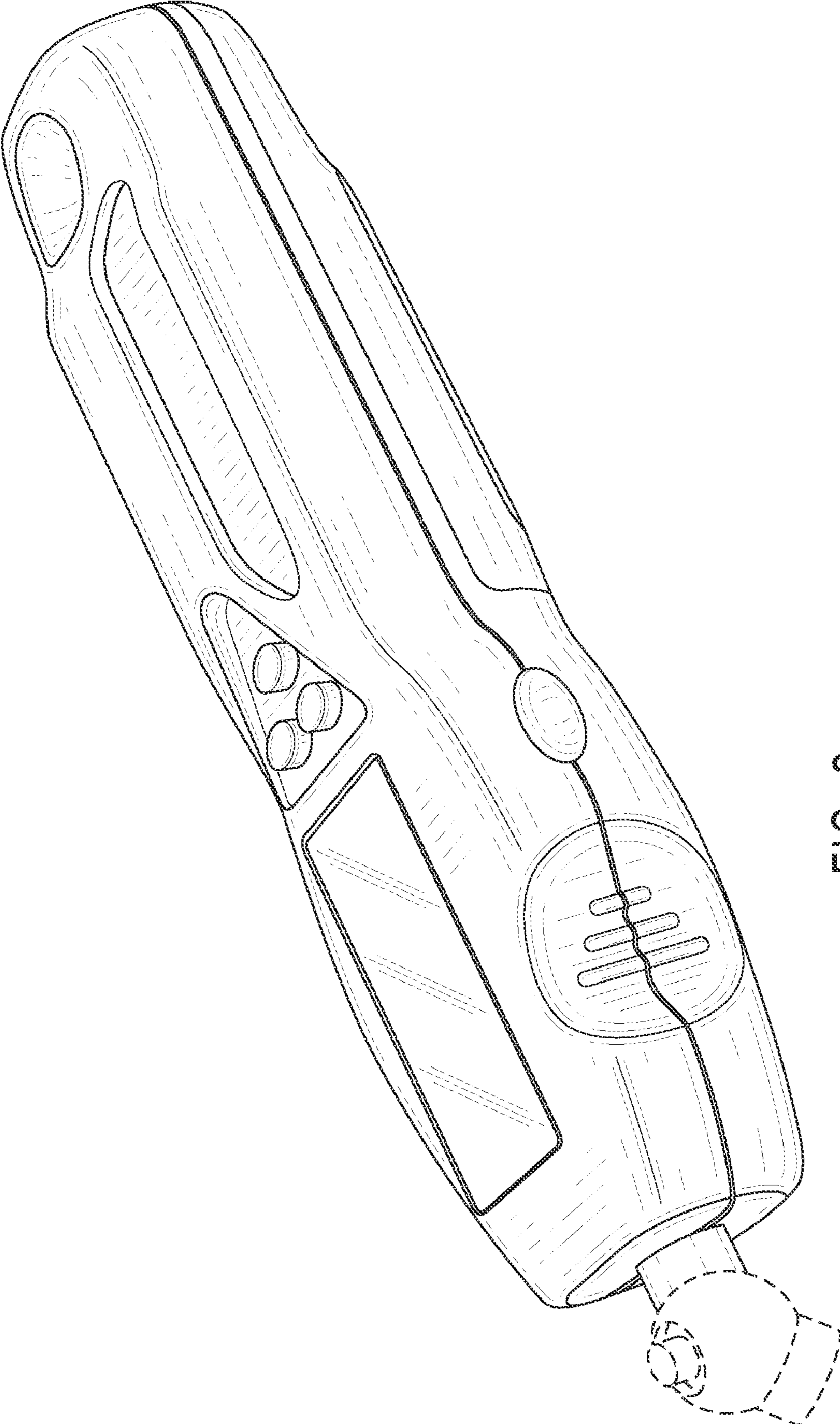


FIG. 9