



US00D631765S

(12) **United States Design Patent**
Qian

(10) **Patent No.:** **US D631,765 S**
(45) **Date of Patent:** **** Feb. 1, 2011**

(54) **TIMER**

(76) Inventor: **Benning Qian**, 50-223, 725 E. Section
of Huancheng N. Road, Ningbo (CN)
315021

(**) Term: **14 Years**

(21) Appl. No.: **29/351,254**

(22) Filed: **Dec. 2, 2009**

(30) **Foreign Application Priority Data**

Jun. 5, 2009 (CN) 2009 3 0142824

(51) **LOC (9) Cl.** **10-03**

(52) **U.S. Cl.** **D10/40**

(58) **Field of Classification Search** D10/40;
D13/138.1, 137.1, 137.3, 139.8, 139.6, 162,
D13/162.1; 368/107-123; 307/141, 141.4;
200/38 R, 33 R, 38 D, 38 A, 38 F

See application file for complete search history.

(56) **References Cited**

U.S. PATENT DOCUMENTS

D252,614 S * 8/1979 Thornberry D10/40
D268,753 S * 4/1983 Fenne D13/137.3
D283,403 S * 4/1986 Chan D10/40
D335,460 S * 5/1993 Tanaka D10/40
D381,589 S * 7/1997 Chan D10/40
D382,820 S * 8/1997 Chan D10/40
D390,133 S * 2/1998 Jordan D10/40

6,473,368 B1 * 10/2002 Stanfield 368/107
D510,283 S * 10/2005 Bhavnani D10/40
D534,439 S * 1/2007 Stekelenburg D10/40
7,206,260 B1 * 4/2007 Klein 368/107
D567,119 S * 4/2008 Ni et al. D10/40
D569,744 S * 5/2008 Chism D10/40
D599,222 S * 9/2009 Bialek-Wester D10/40

* cited by examiner

Primary Examiner—Lucy Lieberman

(74) *Attorney, Agent, or Firm*—Head, Johnson & Kachigian,
P.C.

(57) **CLAIM**

The ornamental design for a timer, as shown and described.

DESCRIPTION

FIG. 1 is a bottom view of a timer showing my new design;
FIG. 2 is a front view thereof;
FIG. 3 is a top view thereof;
FIG. 4 is a left view thereof;
FIG. 5 is a right view thereof;
FIG. 6 is a rear view thereof; and,
FIG. 7 is a perspective view of the timer.

The broken lines portion of the figure drawings is included to
show unclaimed subject matter only and forms no part of the
claimed design.

1 Claim, 2 Drawing Sheets

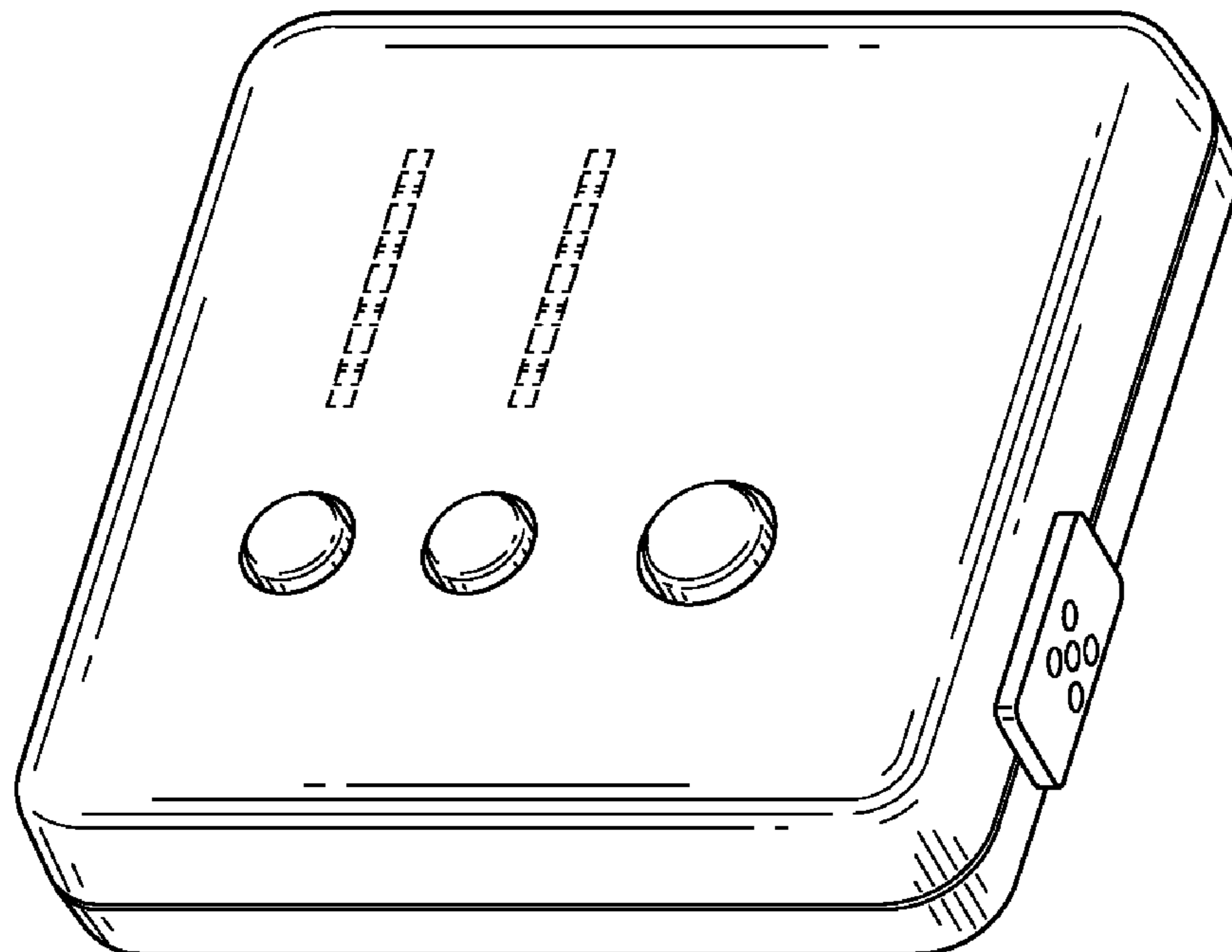


FIG. 1

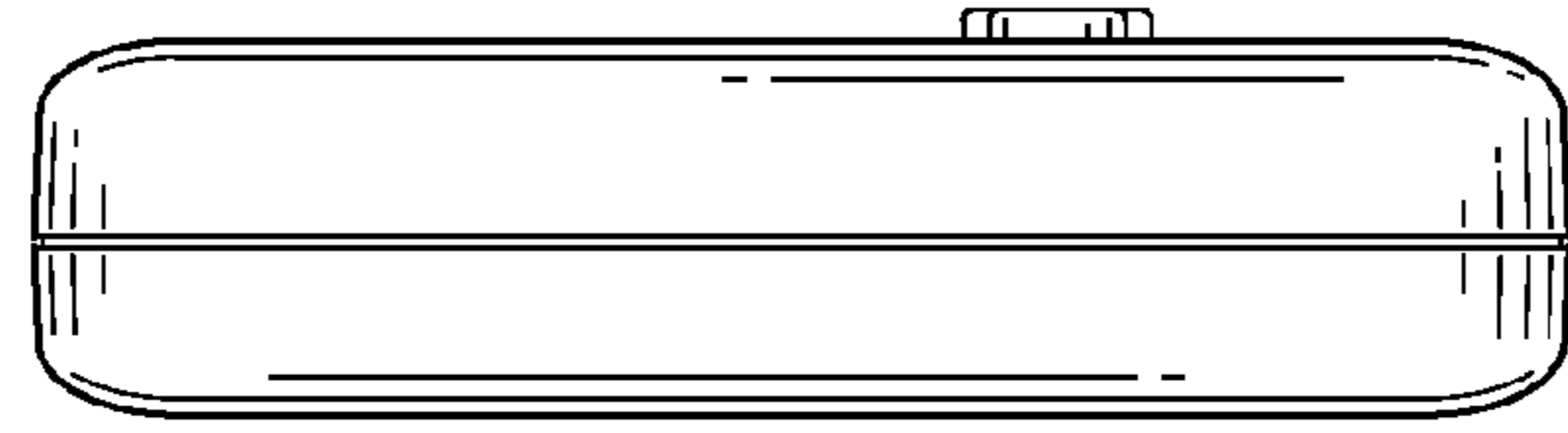
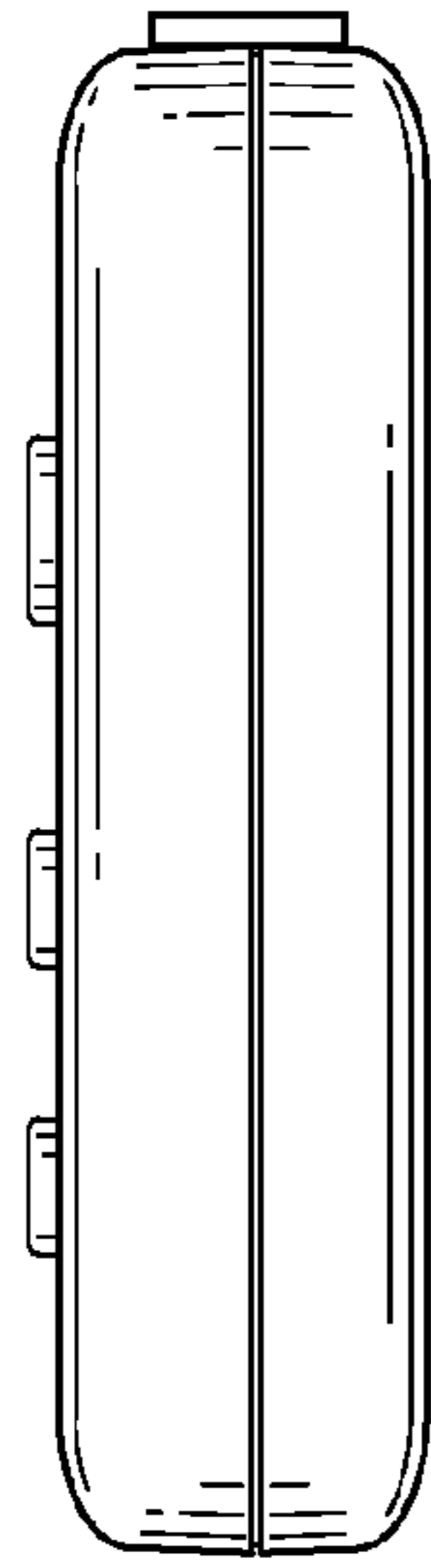


FIG. 4

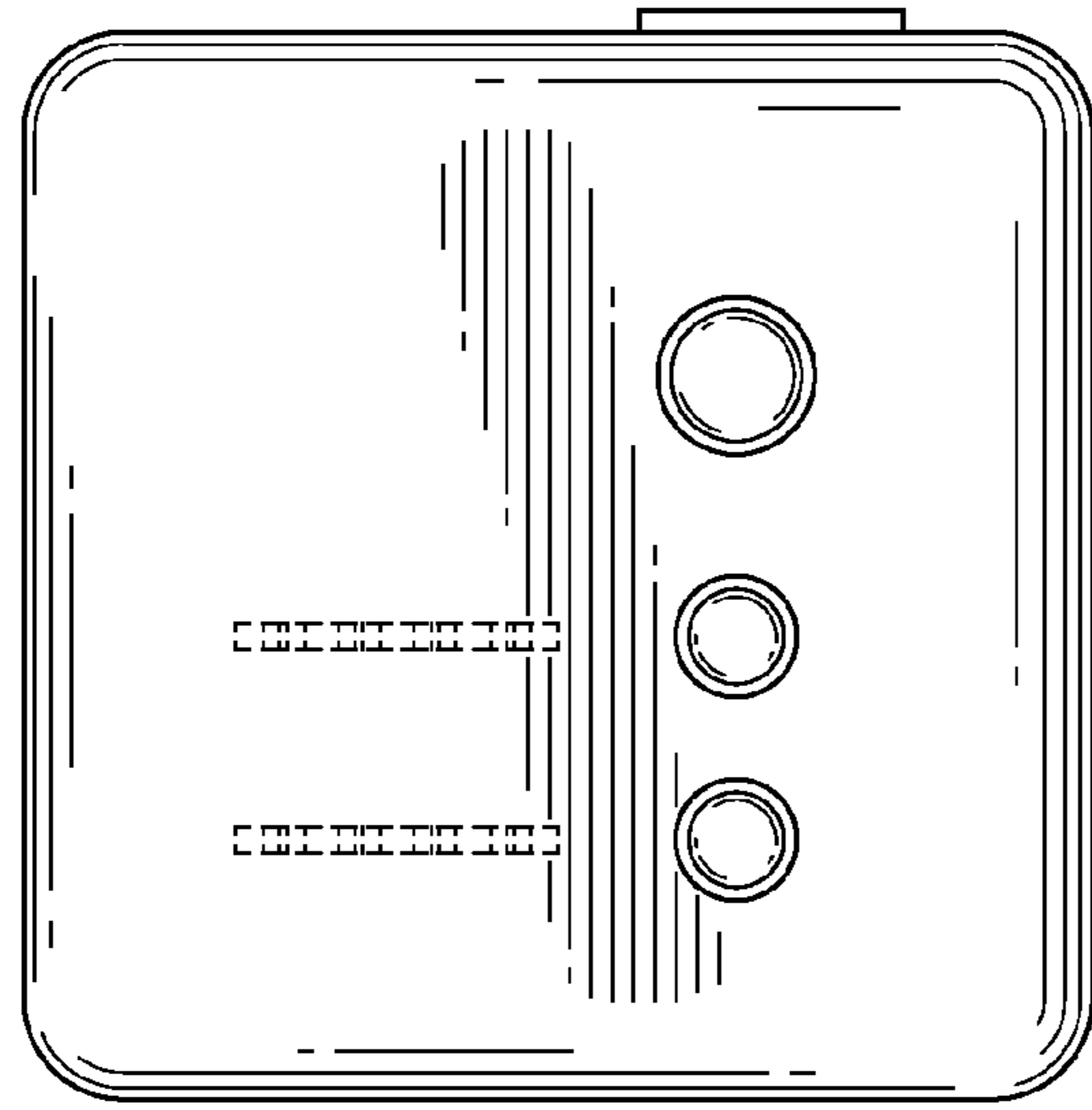


FIG. 2

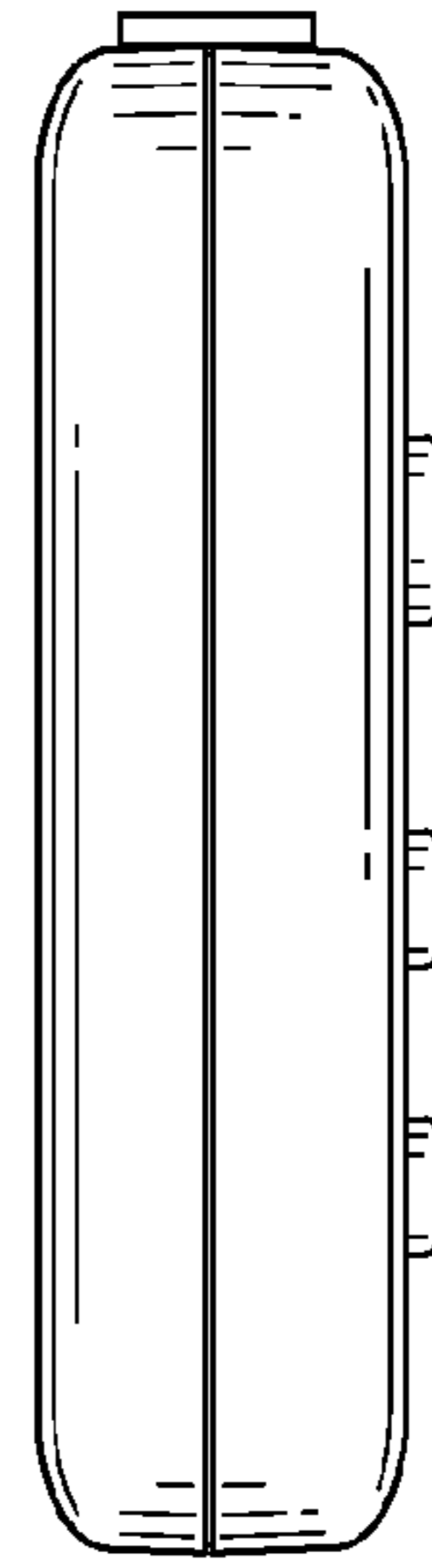


FIG. 3

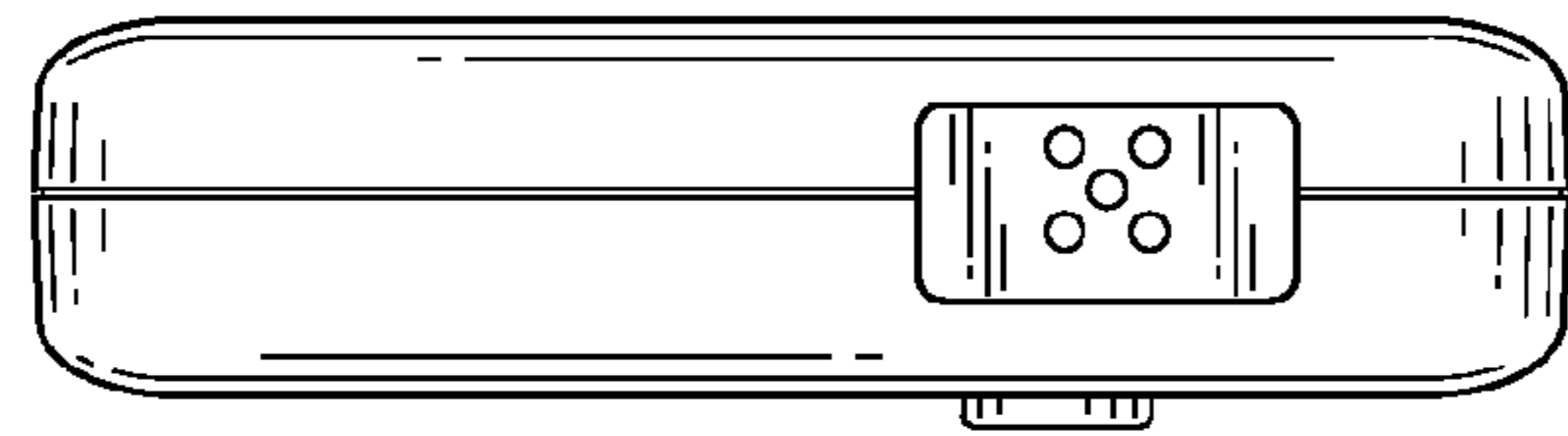


FIG. 5




FIG. 6

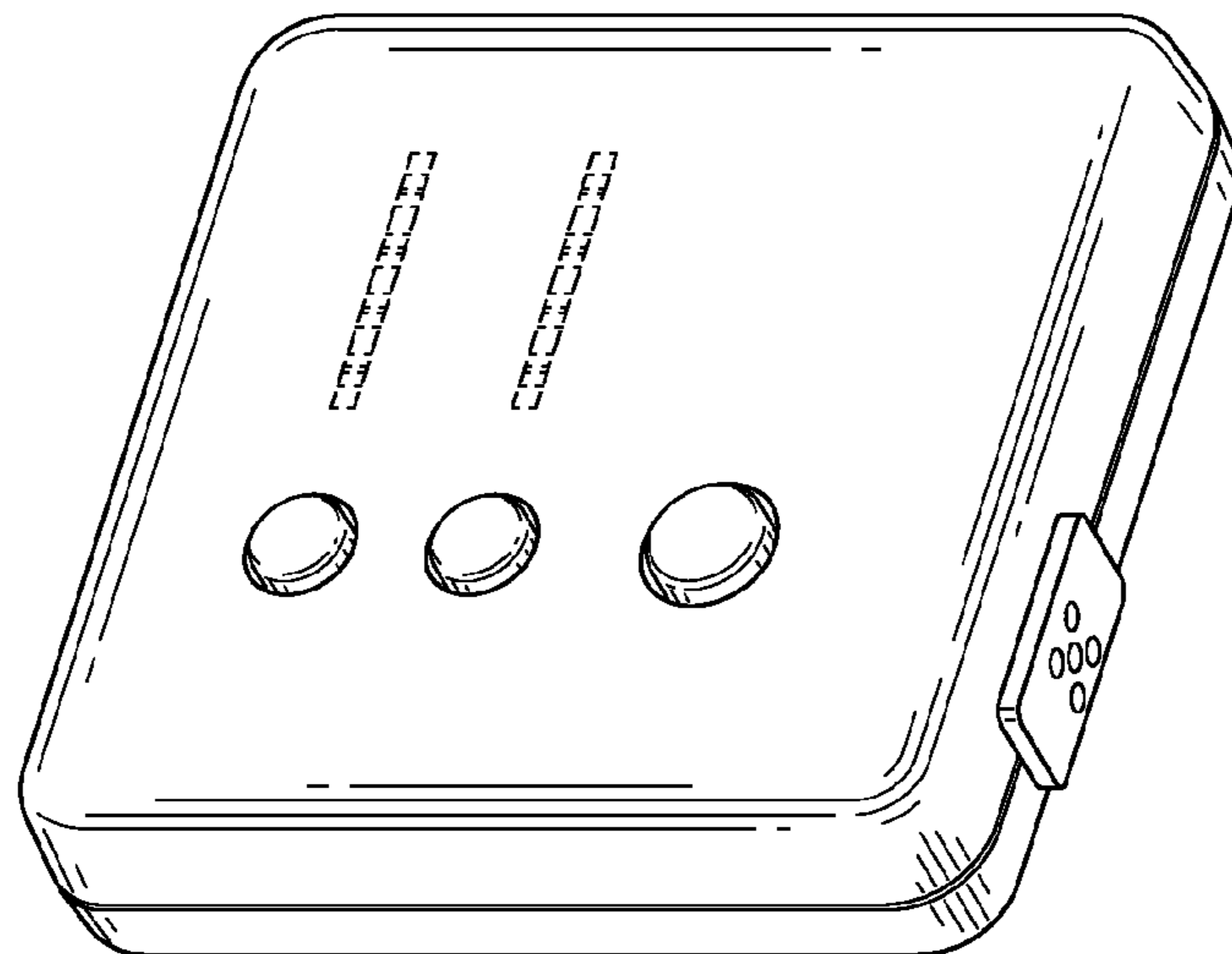


FIG. 7