

US00D631762S

(12) **United States Design Patent**
Vollet

(10) **Patent No.:** **US D631,762 S**

(45) **Date of Patent:** **** Feb. 1, 2011**

(54) **WATCH**

(75) Inventor: **Romain Vollet**, Paris (FR)

(73) Assignee: **Mauboussin S.A.** (FR)

(**) Term: **14 Years**

(21) Appl. No.: **29/363,078**

(22) Filed: **Jun. 4, 2010**

(51) **LOC (9) Cl.** **10-02**

(52) **U.S. Cl.** **D10/32**

(58) **Field of Classification Search** D10/30-39,
D10/122-132; 368/276, 281, 282, 285, 80,
368/223, 228, 232; D11/3, 12

See application file for complete search history.

(56) **References Cited**

U.S. PATENT DOCUMENTS

D262,692 S *	1/1982	Kurowsky	D10/39
D267,548 S *	1/1983	Wada	D10/38
D277,830 S *	3/1985	Lederrey	D10/39
D283,015 S *	3/1986	Lederrey	D10/39
D284,950 S *	8/1986	Lai	D11/3
D286,512 S *	11/1986	Ichikawa	D10/38
D286,515 S *	11/1986	Lai	D11/3
D286,621 S *	11/1986	Perrin	D10/32
D288,067 S *	2/1987	Bonnet	D10/39
D302,131 S *	7/1989	Woomer	D10/39
D302,797 S *	8/1989	Glauser	D10/32
D316,974 S *	5/1991	Fong	D10/33
D325,877 S *	5/1992	Fong	D10/32
D326,624 S *	6/1992	Cowan	D11/19
D351,799 S *	10/1994	Bulgari	D10/39
D361,723 S *	8/1995	Nanayakkara	D10/31
D370,859 S *	6/1996	Scheufele	D10/39
D377,150 S *	1/1997	Hartzband	D10/32
D386,979 S *	12/1997	Kubisch	D10/32
D389,751 S *	1/1998	Wunderman	D10/32
D407,334 S *	3/1999	Stoll	D10/32

D414,706 S *	10/1999	Jorst	D10/32
D420,600 S *	2/2000	Gruosi-Scheufele	D10/39
D444,076 S *	6/2001	Repossi	D10/32
D444,715 S *	7/2001	Gueit	D10/32
D462,278 S *	9/2002	Wunderman	D10/32
D471,126 S *	3/2003	Calvani	D11/3
D472,479 S *	4/2003	Chien	D10/32
D509,449 S *	9/2005	Scheufele	D10/39
D539,172 S *	3/2007	Jamin	D10/32
D539,671 S *	4/2007	Lassigne	D10/32
D547,210 S *	7/2007	Gruosi-Scheufele	D10/39
D568,181 S *	5/2008	Rabassa	D10/39
D608,661 S *	1/2010	Bulgari	D10/32

OTHER PUBLICATIONS

Goldschmiede Zeitung, Jun. 1983, p. 45, center watch in bottom photo.*

Goldschmiede Zeitung, Oct. 1985, p. 88, watch A050K1.*

* cited by examiner

Primary Examiner—Lucy Lieberman

(74) *Attorney, Agent, or Firm*—Galbreath Law Offices, P.C.;
John A. Galbreath

(57) **CLAIM**

The ornamental design for a watch, as shown and described.

DESCRIPTION

FIG. 1 is a top view of a watch showing my new design;

FIG. 2 is a bottom view of the invention;

FIG. 3 is a side view of the invention;

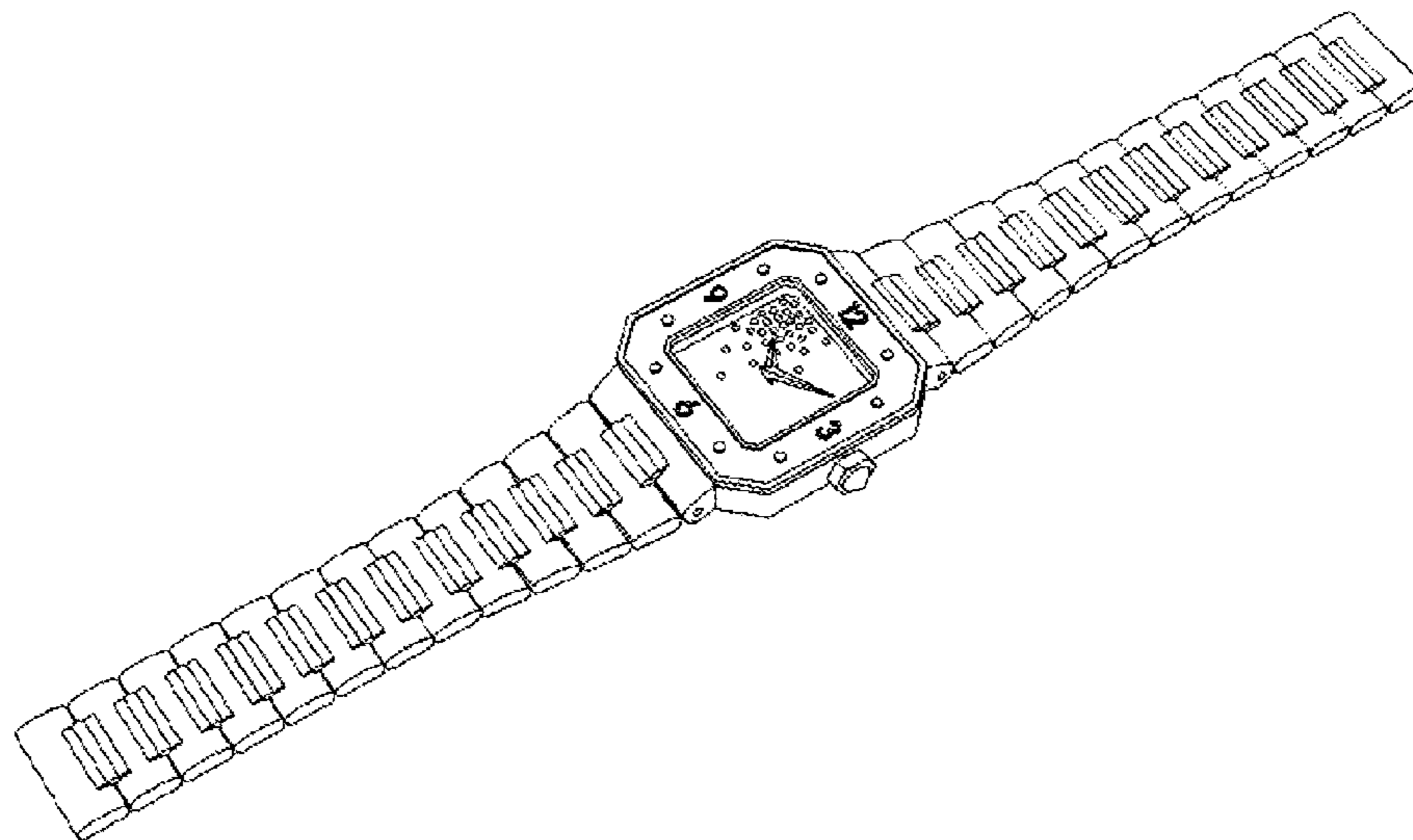
FIG. 4 is another side view of the invention, showing the side opposite that shown in FIG. 3;

FIG. 5 is a front view of the invention;

FIG. 6 is a back view of the invention; and,

FIG. 7 is a top perspective view thereof.

1 Claim, 1 Drawing Sheet



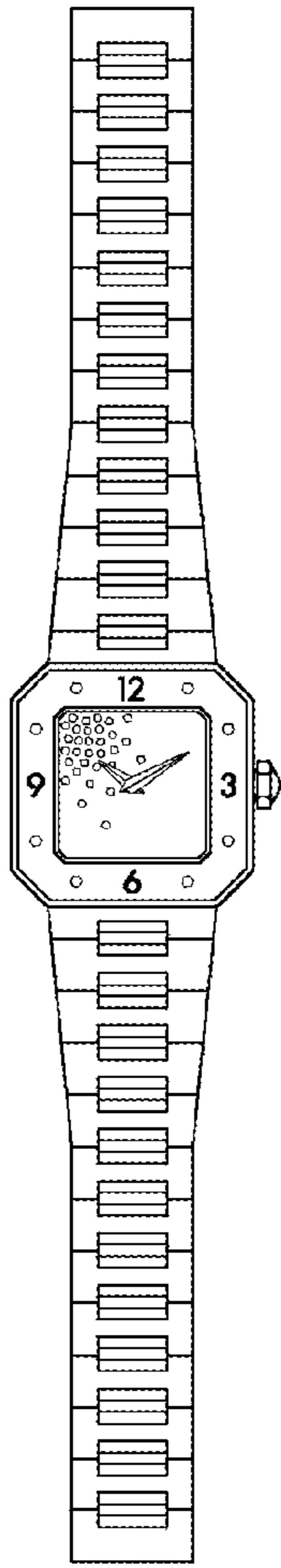


Fig. 1

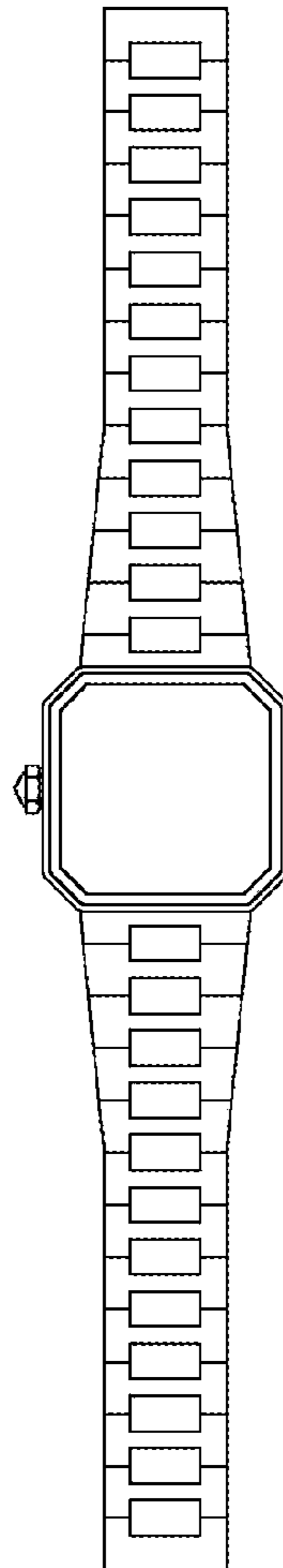


Fig. 2



Fig. 3

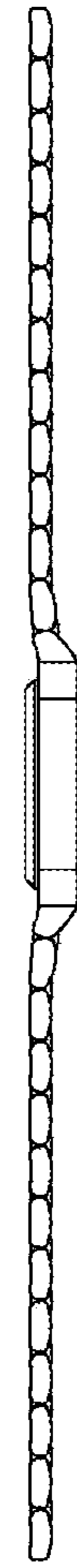


Fig. 4

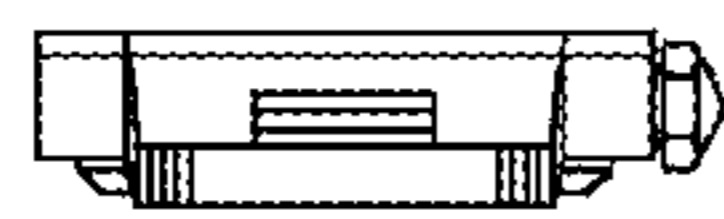


Fig. 5

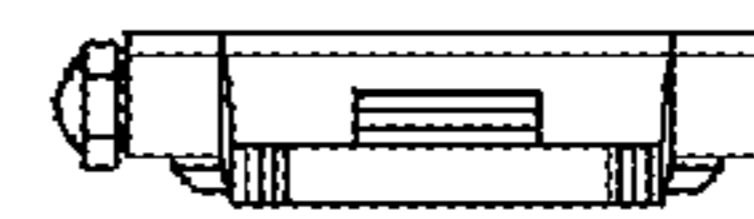


Fig. 6

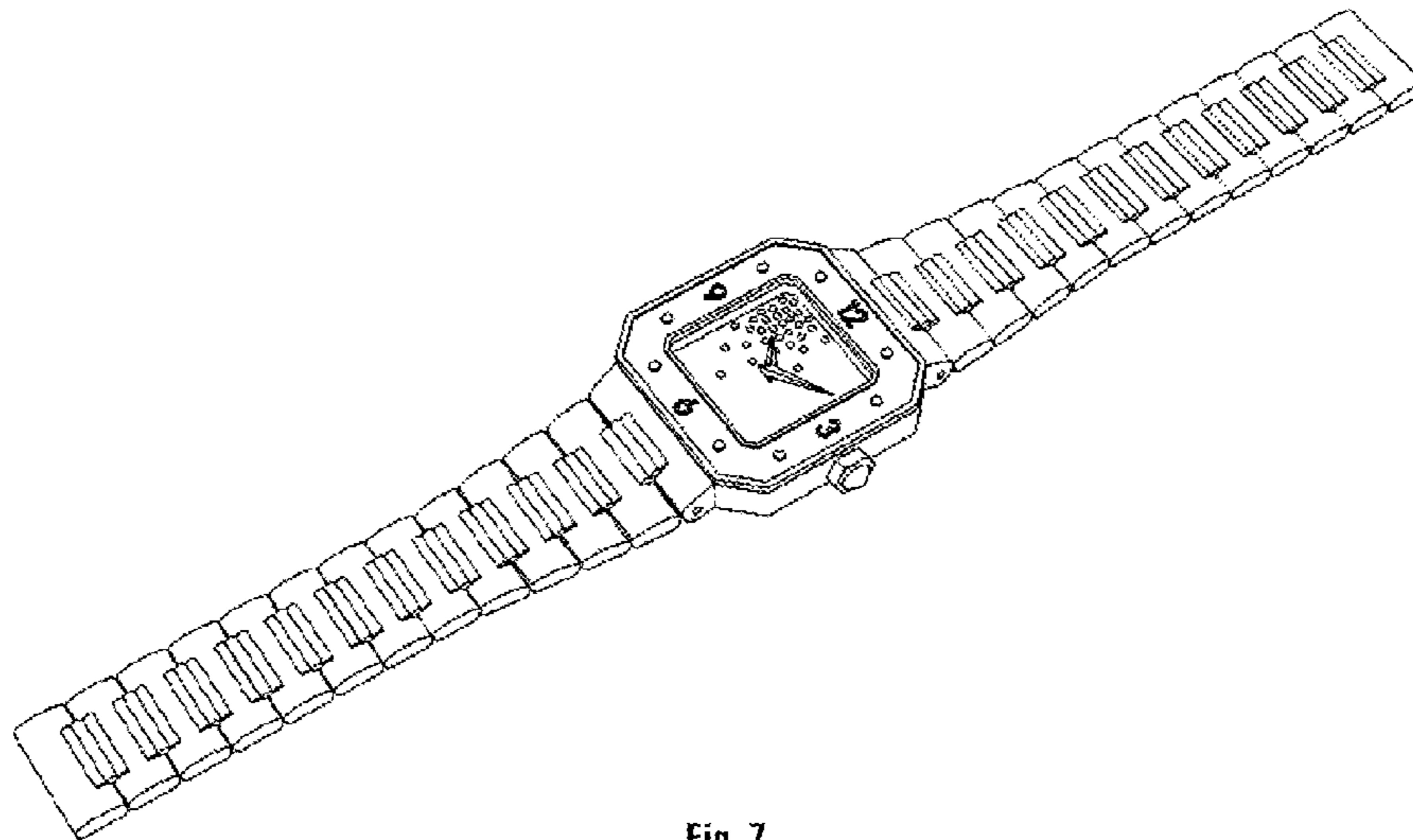


Fig. 7