

US00D631760S

(12) **United States Design Patent**  
**Stanishkov**

(10) **Patent No.:** **US D631,760 S**

(45) **Date of Patent:** **\*\* Feb. 1, 2011**

(54) **CAN**

(76) **Inventor:** **Igor Stanishkov**, Bul. Vidoe  
Smilevski-Bato 87/1-20, Skopje 1000  
(MK)

(\*\*) **Term:** **14 Years**

(21) **Appl. No.:** **29/338,812**

(22) **Filed:** **Jun. 18, 2009**

(51) **LOC (9) Cl.** ..... **09-03**

(52) **U.S. Cl.** ..... **D9/776**

(58) **Field of Classification Search** ..... D9/500,  
D9/503, 504, 763, 772, 776, 777, 778, 779,  
D9/780; 215/385-392; 220/630, 644, 771,  
220/906

See application file for complete search history.

(56) **References Cited**

**U.S. PATENT DOCUMENTS**

D357,414 S *	4/1995	Kornick et al.	.....	D9/776
D398,531 S *	9/1998	De Vries	.....	D9/776
D403,963 S *	1/1999	Ramsey	.....	D9/776
D512,315 S *	12/2005	Holm	.....	D9/776
D514,937 S *	2/2006	Chang	.....	D9/776
D529,822 S *	10/2006	Munn	.....	D9/776

D531,519 S *	11/2006	Ioannides et al.	.....	D9/776
D549,596 S *	8/2007	Ioannides et al.	.....	D9/776
D555,514 S *	11/2007	Munn	.....	D9/776
D588,019 S *	3/2009	Diss	.....	D9/776

\* cited by examiner

*Primary Examiner*—Shanda C Hill

(74) *Attorney, Agent, or Firm*—Foley & Lardner LLP

(57) **CLAIM**

The ornamental design for a can, as shown and described.

**DESCRIPTION**

FIG. 1 is a perspective view of a can showing my new design;

FIG. 2 is a top view thereof;

FIG. 3 is a front view thereof, the right side, left side and back views being identical;

FIG. 4 is a bottom view thereof; and,

FIG. 5 is a cross sectional view thereof, taken along line 5—5 of FIG. 2.

The broken lines shown in the drawing disclosure are for illustrative purposes only and form no part of the claimed design.

**1 Claim, 3 Drawing Sheets**

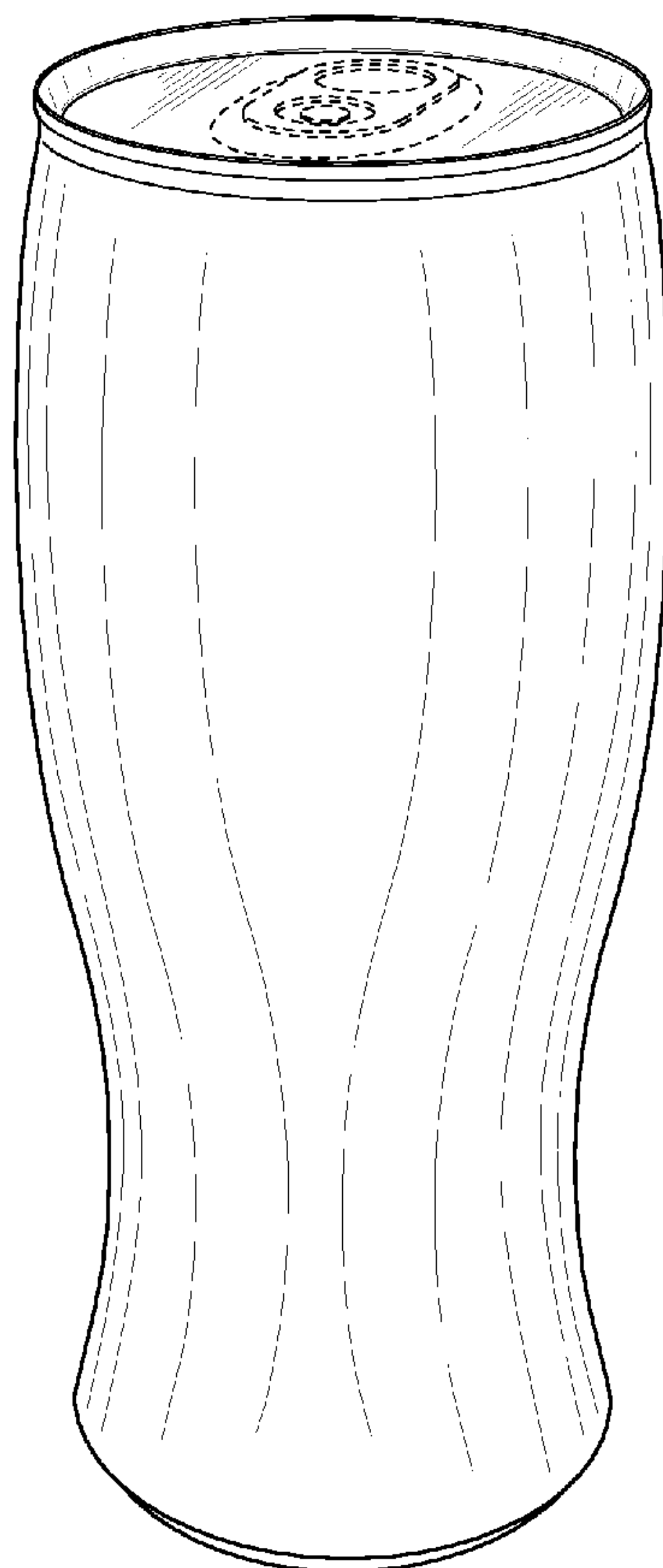
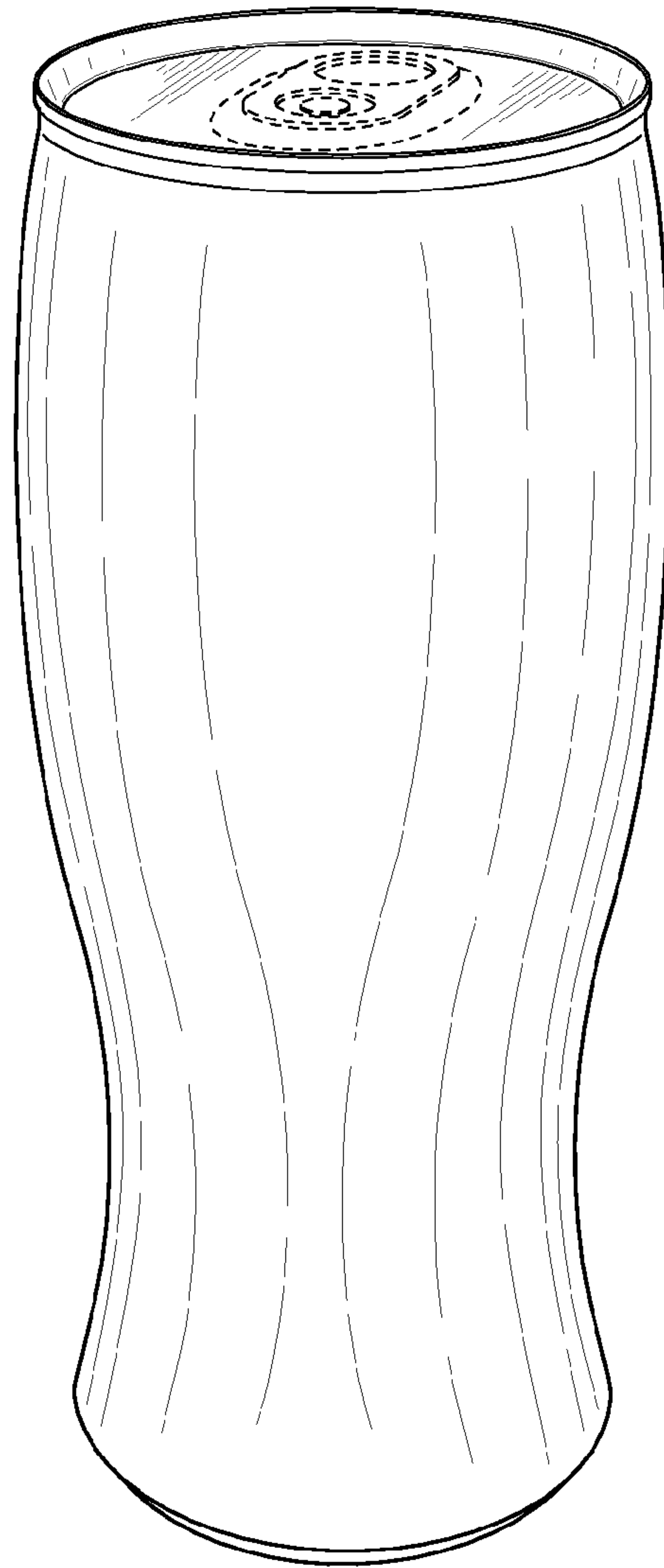


FIG. 1



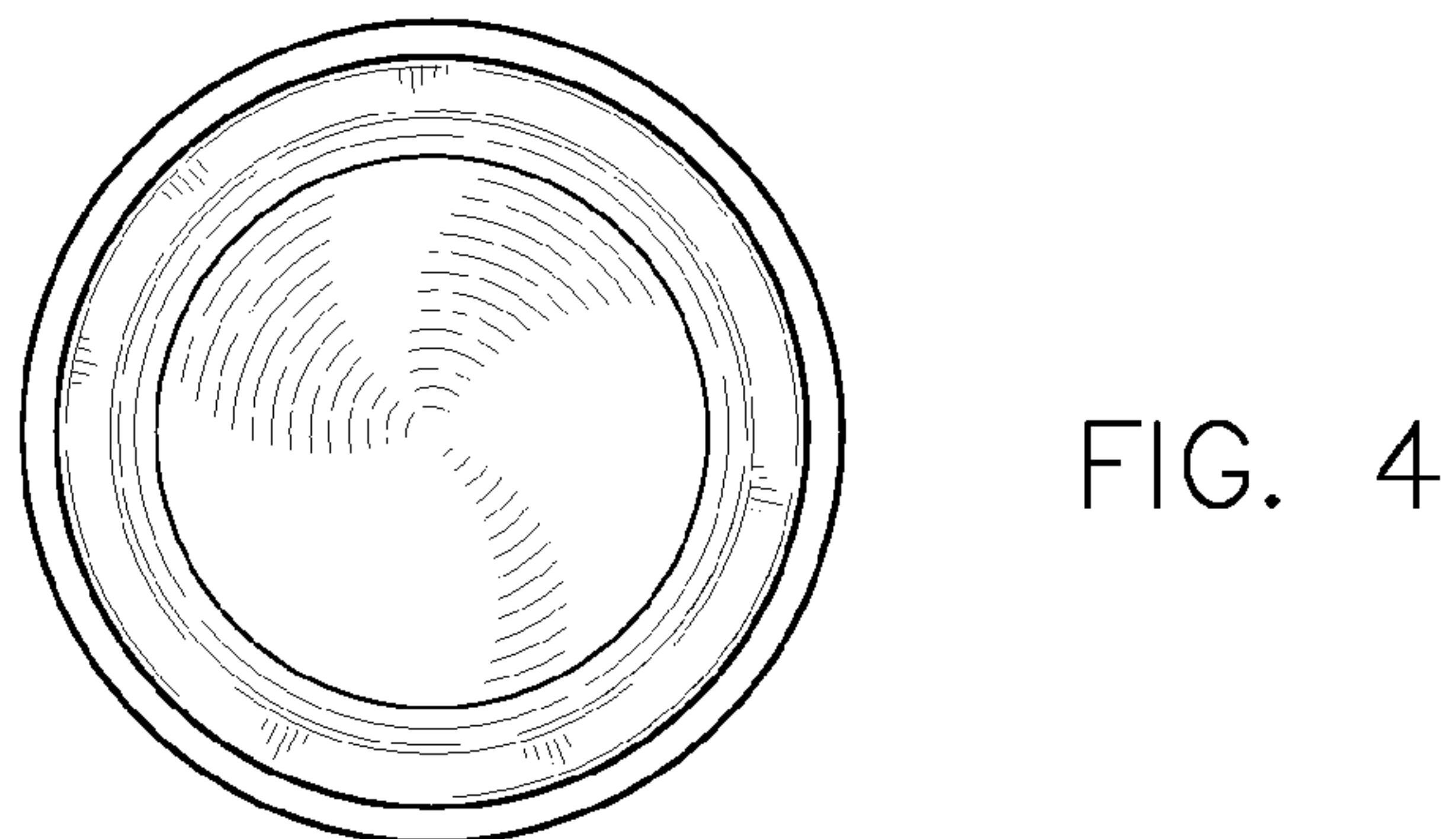
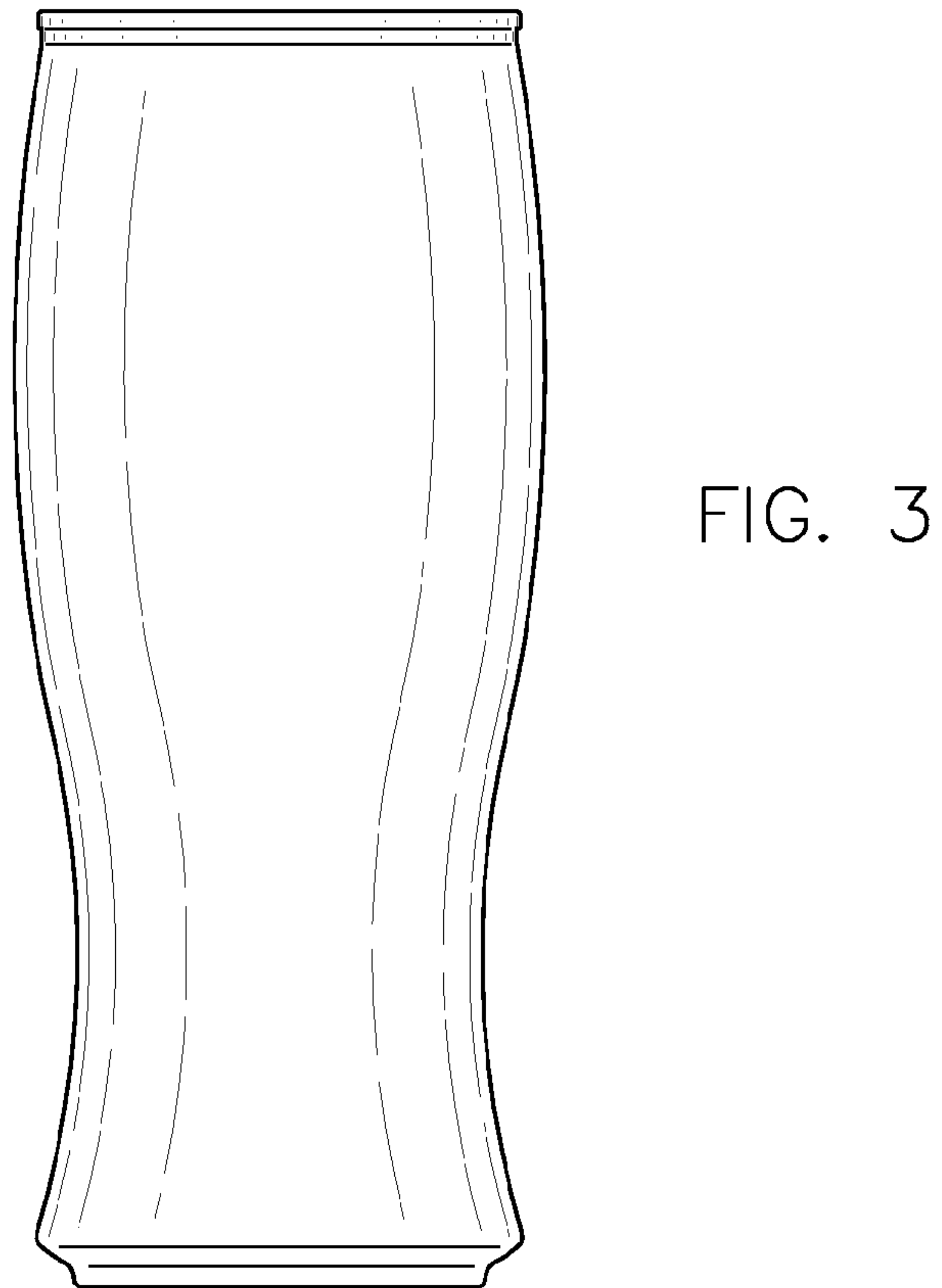
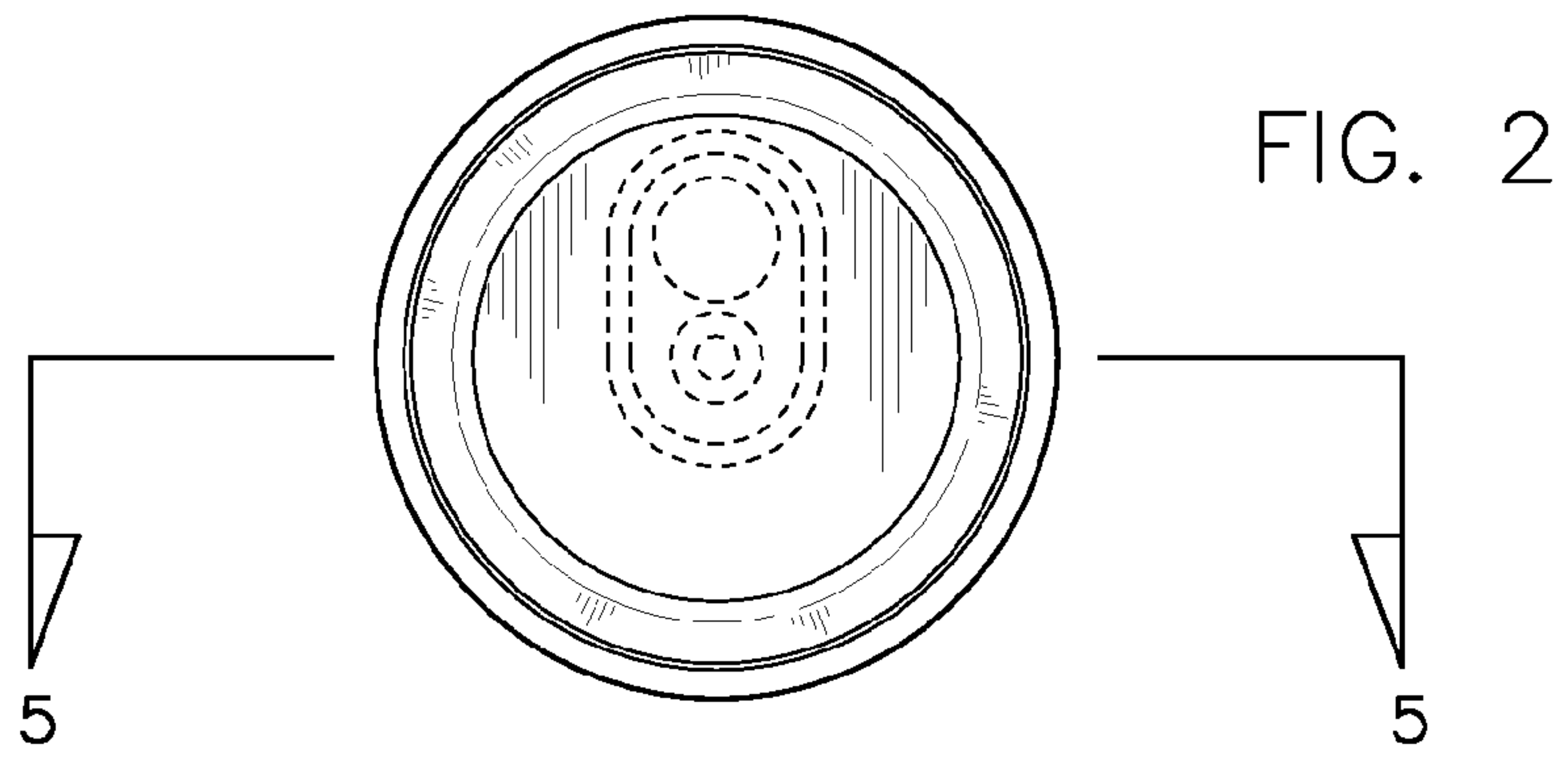


FIG. 5

