



US00D631748S

(12) **United States Design Patent**  
**Kojitani et al.**

(10) **Patent No.:** **US D631,748 S**

(45) **Date of Patent:** **\*\* Feb. 1, 2011**

(54) **CONTAINER**

(75) Inventors: **Toshiki Kojitani**, Lancaster, PA (US);  
**Willie F. Hatcher**, Hanover, PA (US);  
**Mark O. Borger**, York, PA (US); **Justin**  
**A. Howell**, New Cumberland, PA (US)

(73) Assignee: **Graham Packaging Company, L.P.**,  
York, PA (US)

(\*\*) Term: **14 Years**

(21) Appl. No.: **29/329,472**

(22) Filed: **Dec. 16, 2008**

(51) **LOC (9) Cl.** ..... **09-01**

(52) **U.S. Cl.** ..... **D9/516; D9/542; D9/566;**  
**D9/570**

(58) **Field of Classification Search** ..... **D9/516,**  
**D9/530, 540–543, 544, 560, 563–564, 567,**  
**D9/569–575, 682–694; 215/381–385**

See application file for complete search history.

(56) **References Cited**

**U.S. PATENT DOCUMENTS**

D452,444 S *	12/2001	Iizuka et al. ....	D9/520
6,575,321 B2 *	6/2003	Bourque et al. ....	215/384
D507,746 S *	7/2005	Sasaki et al. ....	D9/516
6,974,047 B2 *	12/2005	Kelley et al. ....	215/381
D525,528 S *	7/2006	Lane et al. ....	D9/516
D529,385 S *	10/2006	Gamber et al. ....	D9/516
D533,786 S *	12/2006	Ogg et al. ....	D9/563
D536,258 S *	2/2007	Ogg et al. ....	D9/564
D561,038 S	2/2008	Yourist et al.	
D564,890 S *	3/2008	Coley et al. ....	D9/541
D568,167 S *	5/2008	Sasaki et al. ....	D9/560
D568,169 S *	5/2008	Sasaki et al. ....	D9/570

D576,493 S *	9/2008	Coley et al. ....	D9/516
D577,594 S *	9/2008	Sasaki et al. ....	D9/542
D582,284 S *	12/2008	Ogg .....	D9/530
D589,803 S *	4/2009	Sasaki et al. ....	D9/516
D593,417 S *	6/2009	Miller et al. ....	D9/541
D598,774 S *	8/2009	Schlies et al. ....	D9/541
D598,782 S *	8/2009	Sasaki et al. ....	D9/564
7,631,775 B2 *	12/2009	Heisner et al. ....	215/381
D623,952 S *	9/2010	Yourist et al. ....	D9/516
2007/0045222 A1 *	3/2007	Denner et al. ....	215/382
2007/0187354 A1 *	8/2007	Sasaki .....	215/384

\* cited by examiner

*Primary Examiner*—Carol Rademaker

(74) *Attorney, Agent, or Firm*—Knoble Yoshida & Dunleavy,  
LLC

(57) **CLAIM**

The ornamental design for a “container,” as shown and described.

**DESCRIPTION**

FIG. 1 is a perspective view showing our new design;

FIG. 2 is a front elevational view thereof, the rear elevational view being identical except for the unclaimed threads;

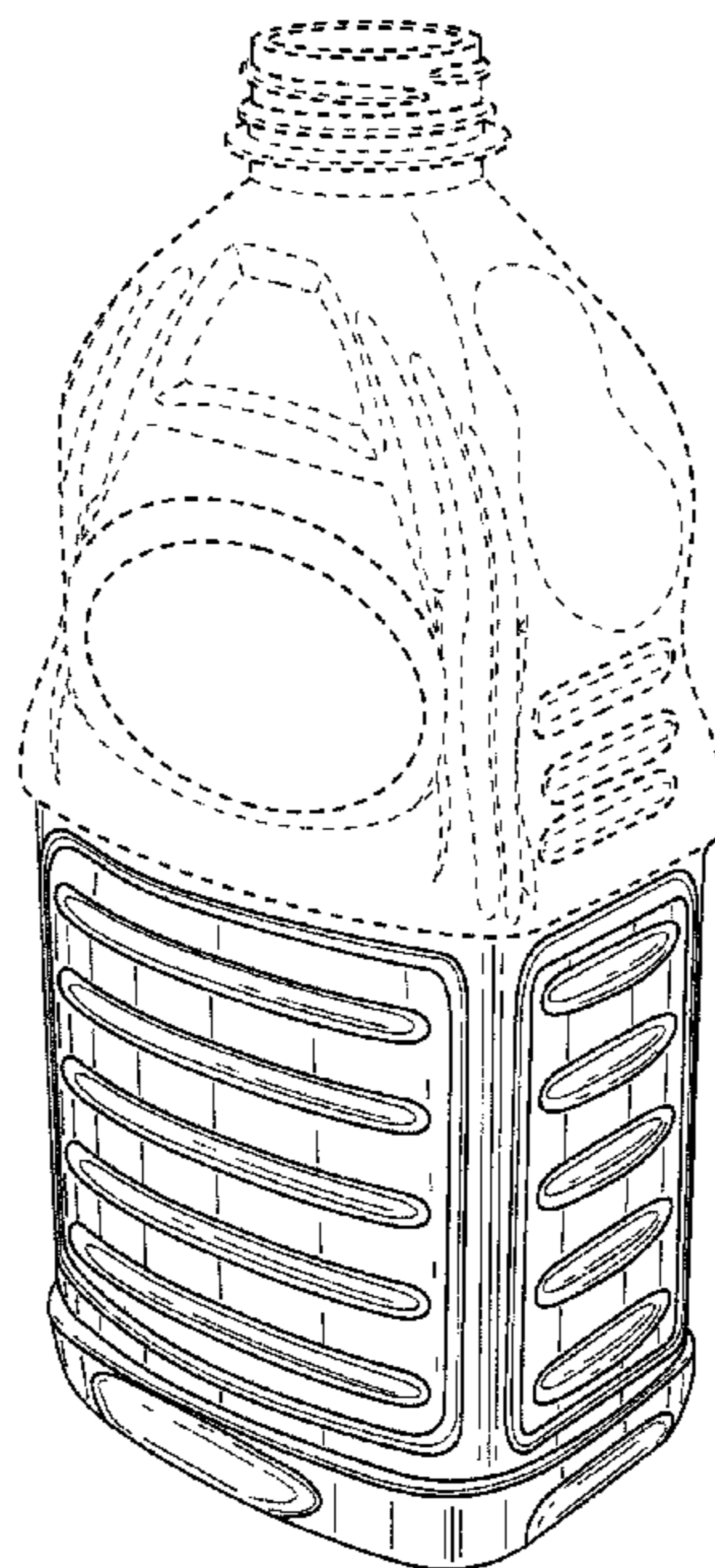
FIG. 3 is a right side elevational view thereof, the left side elevational view being identical except for the unclaimed threads;

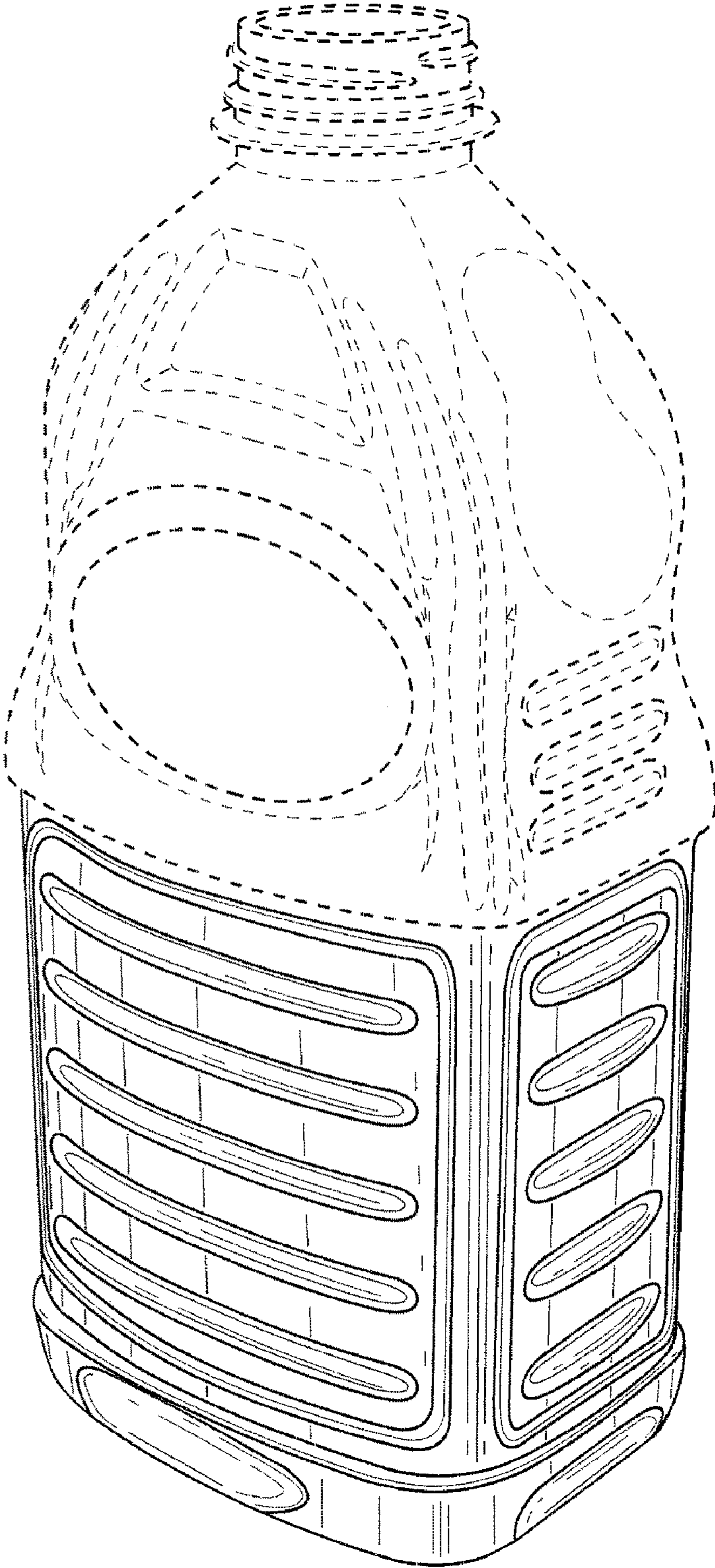
FIG. 4 is a top plan view thereof; and,

FIG. 5 is a bottom plan view thereof.

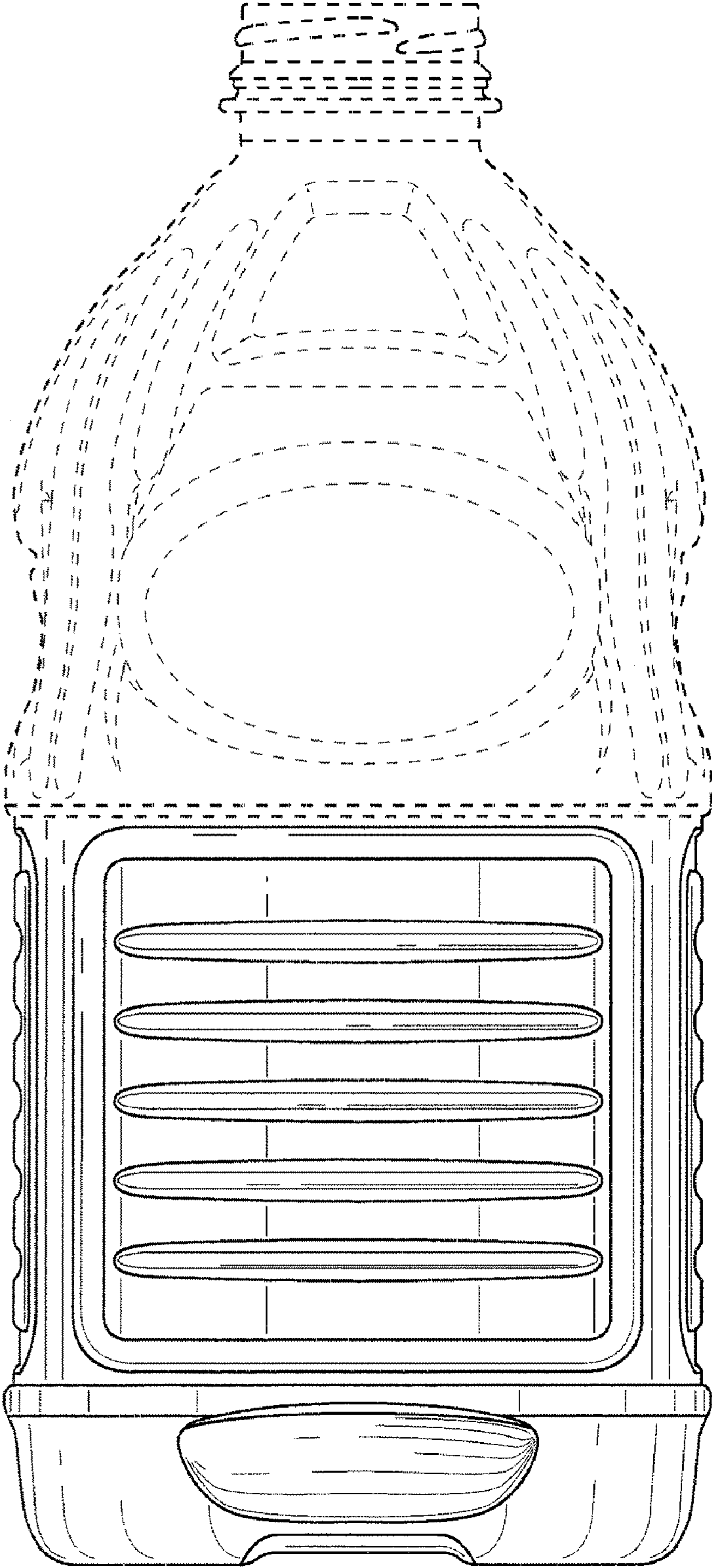
The broken lines shown in the drawing views are included for the purpose of showing environmental structure that forms no part of the claimed design.

**1 Claim, 4 Drawing Sheets**

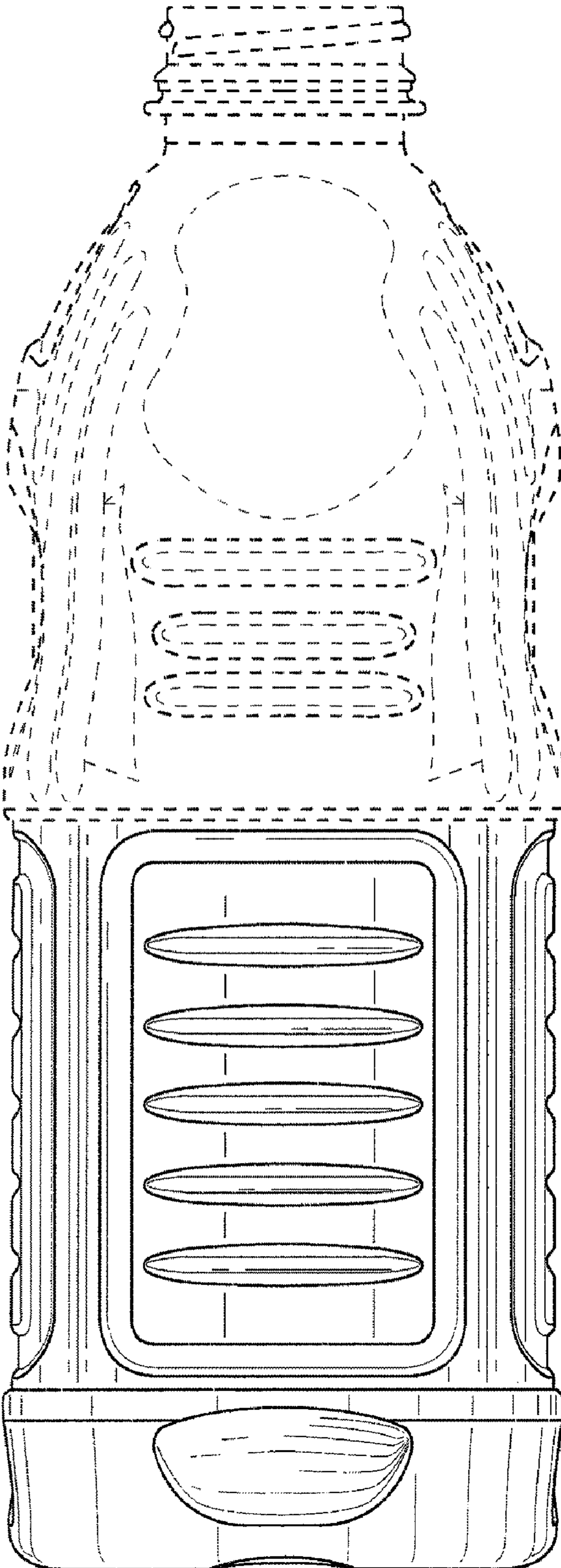




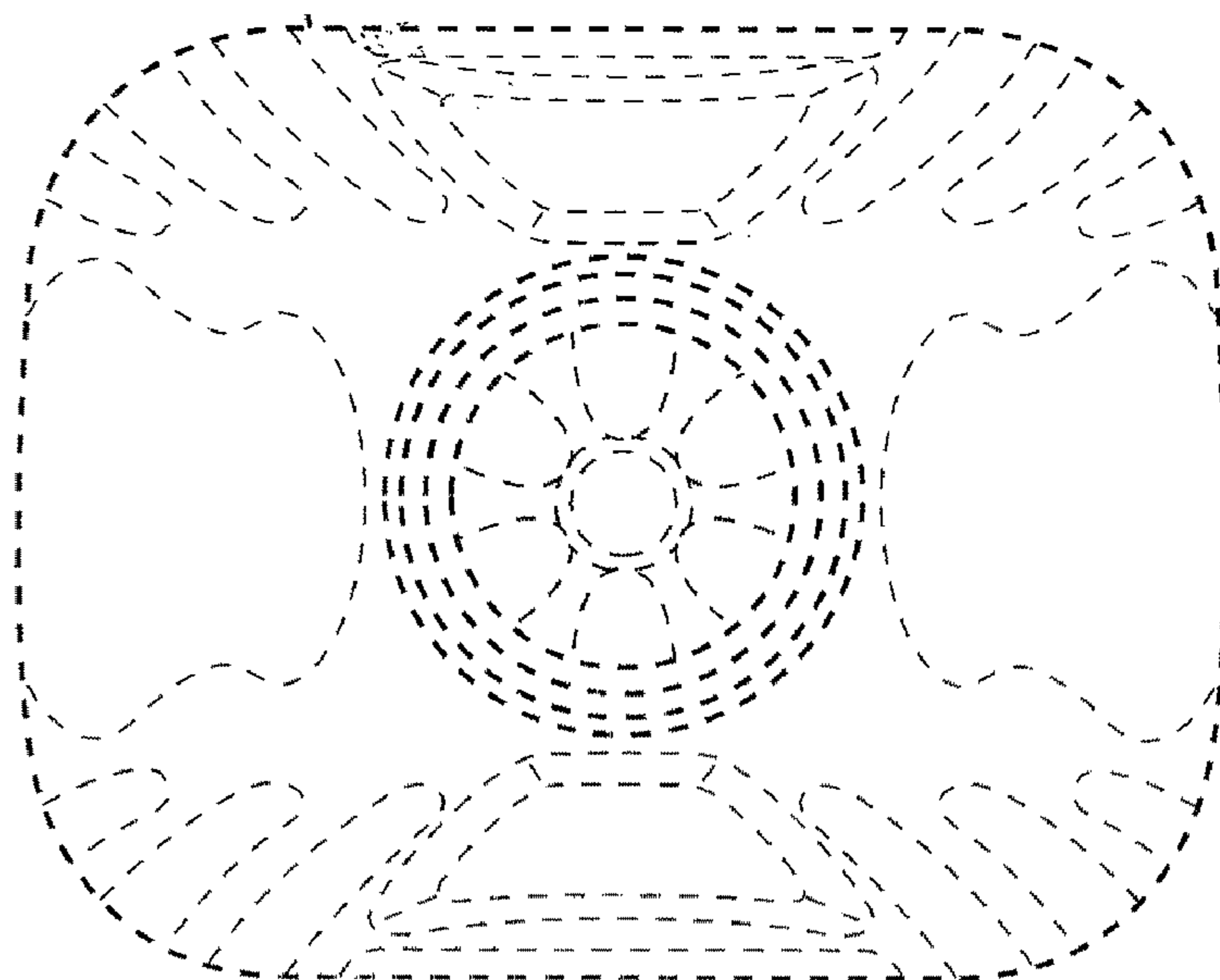
**FIG. 1**



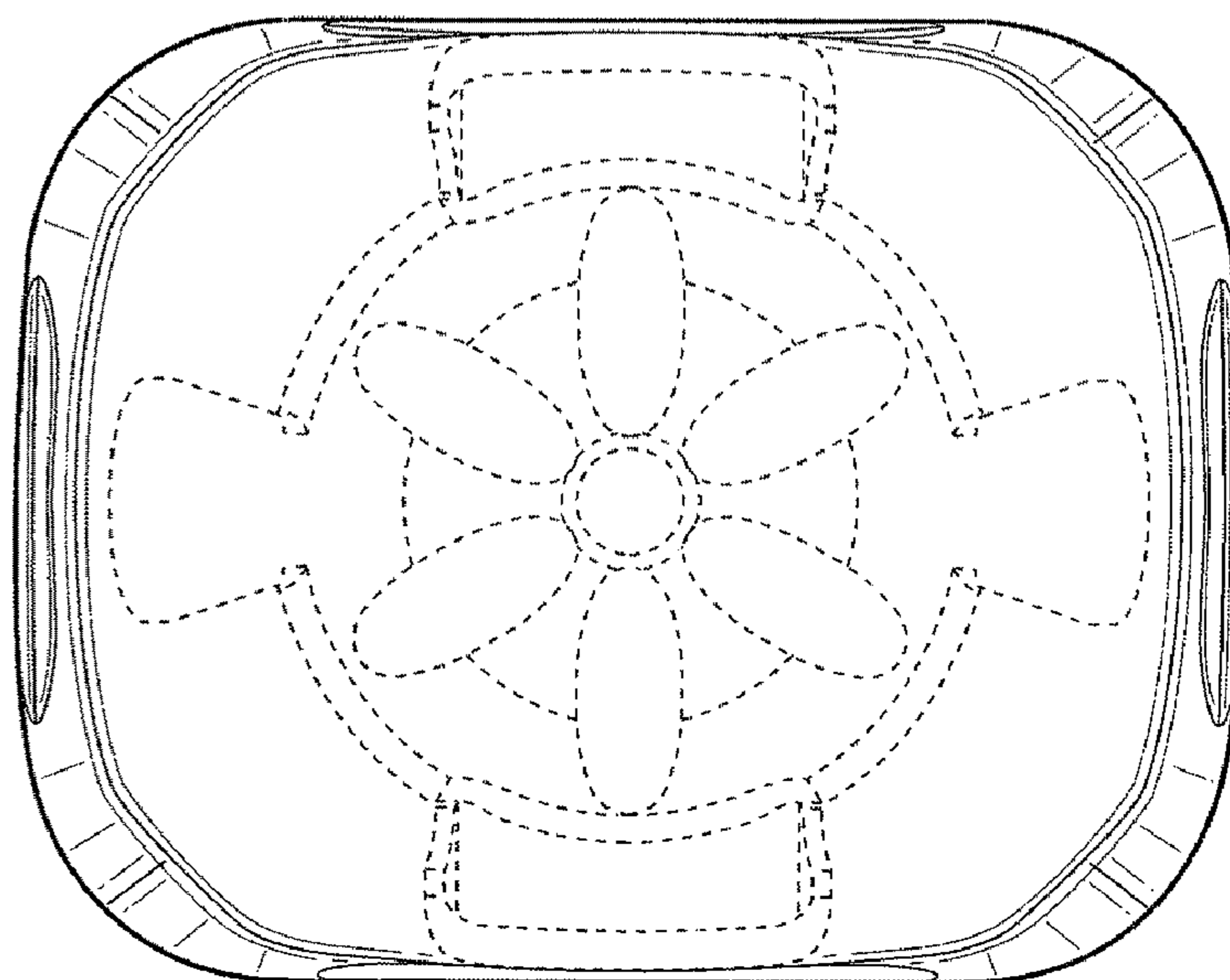
**FIG. 2**



**FIG. 3**



**FIG. 4**



**FIG. 5**