



US00D631740S

(12) **United States Design Patent**  
**Wood**

(10) **Patent No.:** **US D631,740 S**

(45) **Date of Patent:** **\*\* Feb. 1, 2011**

(54) **CONTAINER SUPPORT CLIP**

(76) **Inventor:** **Donald E. Wood**, 1452 Stonehurst Dr.,  
Paradise, CA (US) 95969

(\*\*) **Term:** **14 Years**

(21) **Appl. No.:** **29/366,927**

(22) **Filed:** **Aug. 1, 2010**

(51) **LOC (9) Cl.** ..... **08-08**

(52) **U.S. Cl.** ..... **D8/396**

(58) **Field of Classification Search** ..... D8/354,  
D8/356, 371, 394-396; D19/65, 86; D24/128;  
248/74.2, 215, 227.1, 49, 300, 301, 316.7,  
248/51, 489; 24/570, 3.12; D3/203.2, 203.3;  
D21/392

See application file for complete search history.

(56) **References Cited**

**U.S. PATENT DOCUMENTS**

3,894,706	A *	7/1975	Mizusawa	.....	248/68.1
4,244,544	A *	1/1981	Kornat	.....	248/68.1
D295,723	S *	5/1988	Shioda	.....	D8/396
D295,724	S *	5/1988	Shioda	.....	D8/396
D299,213	S *	1/1989	Puntillo	.....	D8/395
5,299,367	A *	4/1994	Johnson et al.	.....	34/95
D353,696	S *	12/1994	Spencer	.....	D34/10
D375,890	S *	11/1996	Takai	.....	D8/380
6,109,569	A *	8/2000	Sakaida	.....	248/75
6,405,414	B1 *	6/2002	Byrnes et al.	.....	24/339
6,517,031	B2 *	2/2003	Uchiyama	.....	248/68.1

D483,654	S *	12/2003	Taylor	.....	D8/356
D522,352	S *	6/2006	Van Straaten	.....	D8/395
D537,331	S *	2/2007	Hill	.....	D8/395
7,490,727	B2 *	2/2009	Spiers et al.	.....	211/89.01

\* cited by examiner

*Primary Examiner*—Celia A Murphy

*Assistant Examiner*—John Windmuller

(74) *Attorney, Agent, or Firm*—QuickPatents, Inc.; Kevin Prince

(57) **CLAIM**

What is claimed is the ornamental design for a container support clip, as shown and described.

**DESCRIPTION**

FIG. 1 is a perspective view of a container support clip showing my new design in use with two beer kegs;

FIG. 2 is a front elevation view thereof;

FIG. 3 is a rear elevation view thereof;

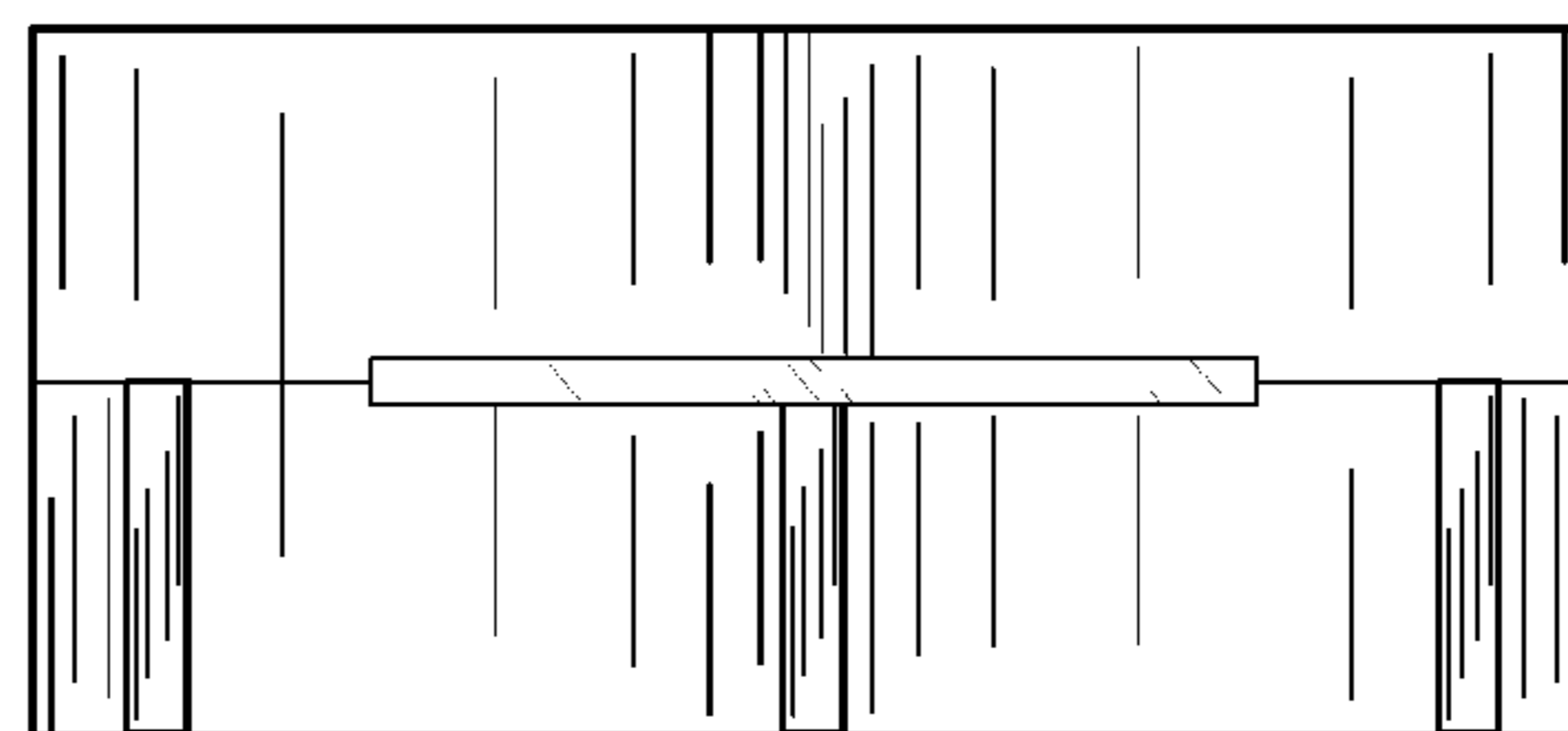
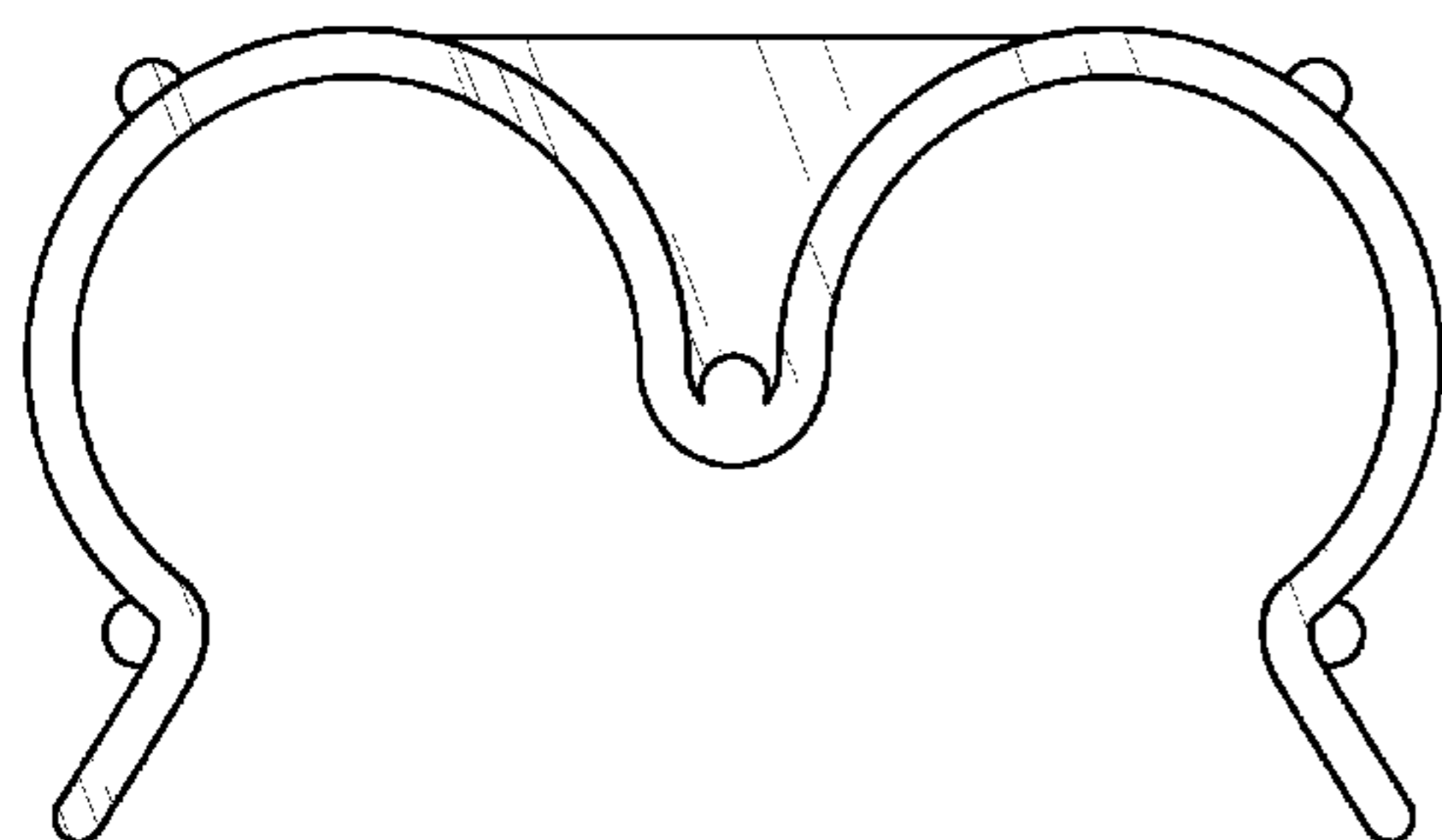
FIG. 4 is a left side elevation view thereof, the right side elevation view being a mirror image thereof;

FIG. 5 is a top plan view thereof; and,

FIG. 6 is a bottom plan view thereof.

The broken lines showing beer kegs in FIG. 1 are included for the purpose of illustrating the invention in use, and form no part of the claimed design.

**1 Claim, 3 Drawing Sheets**



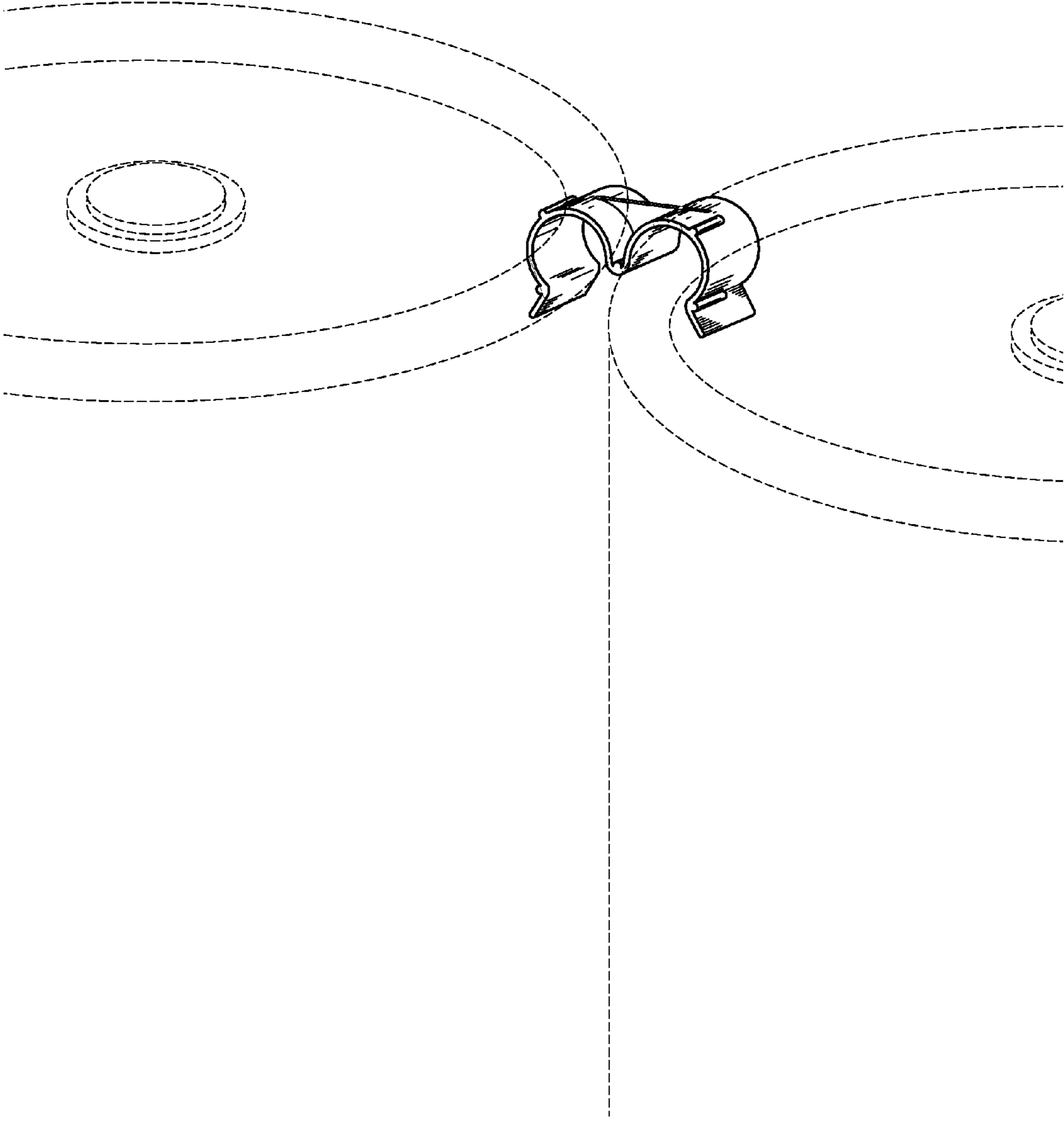


FIG. 1

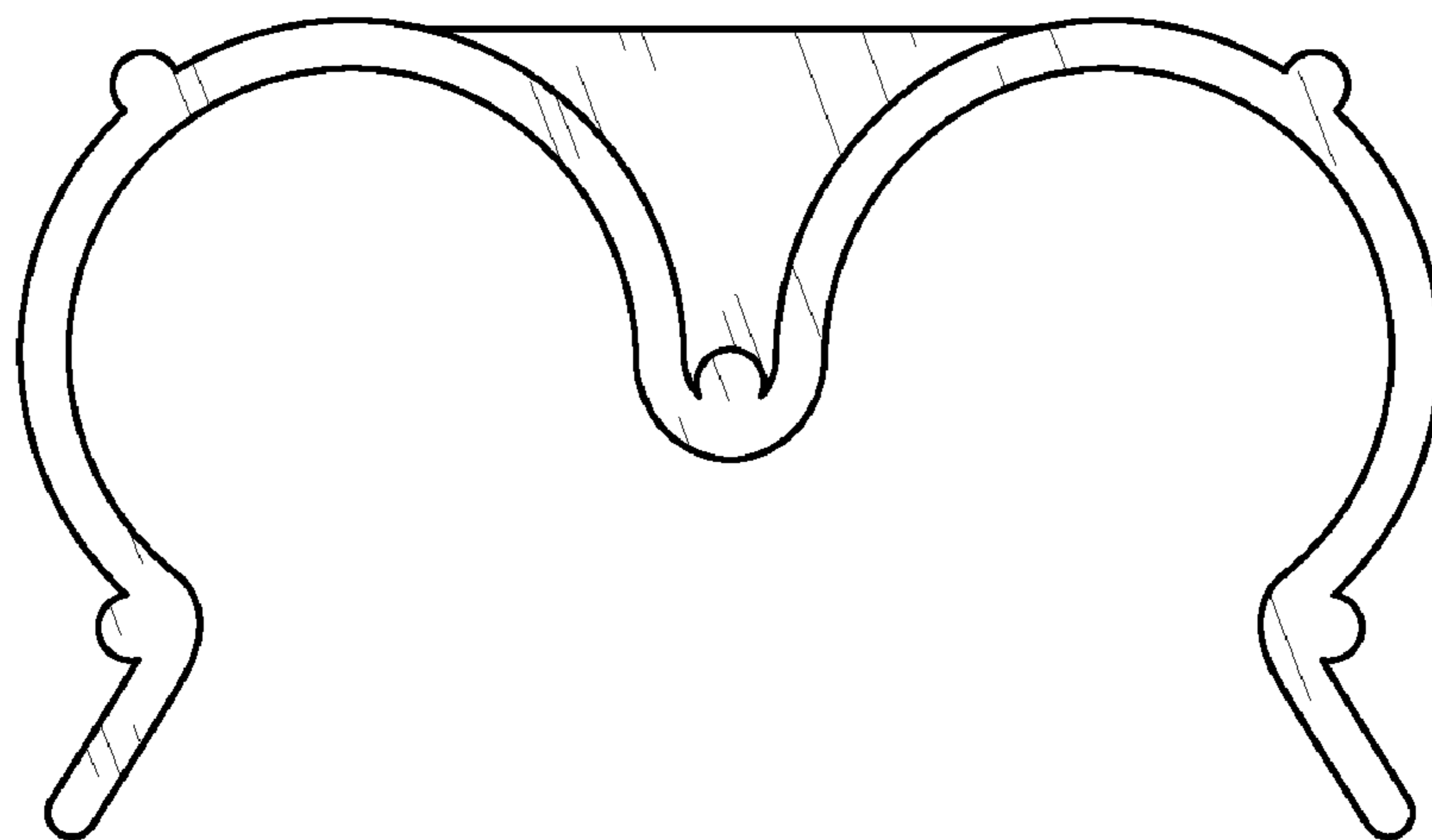


FIG. 2

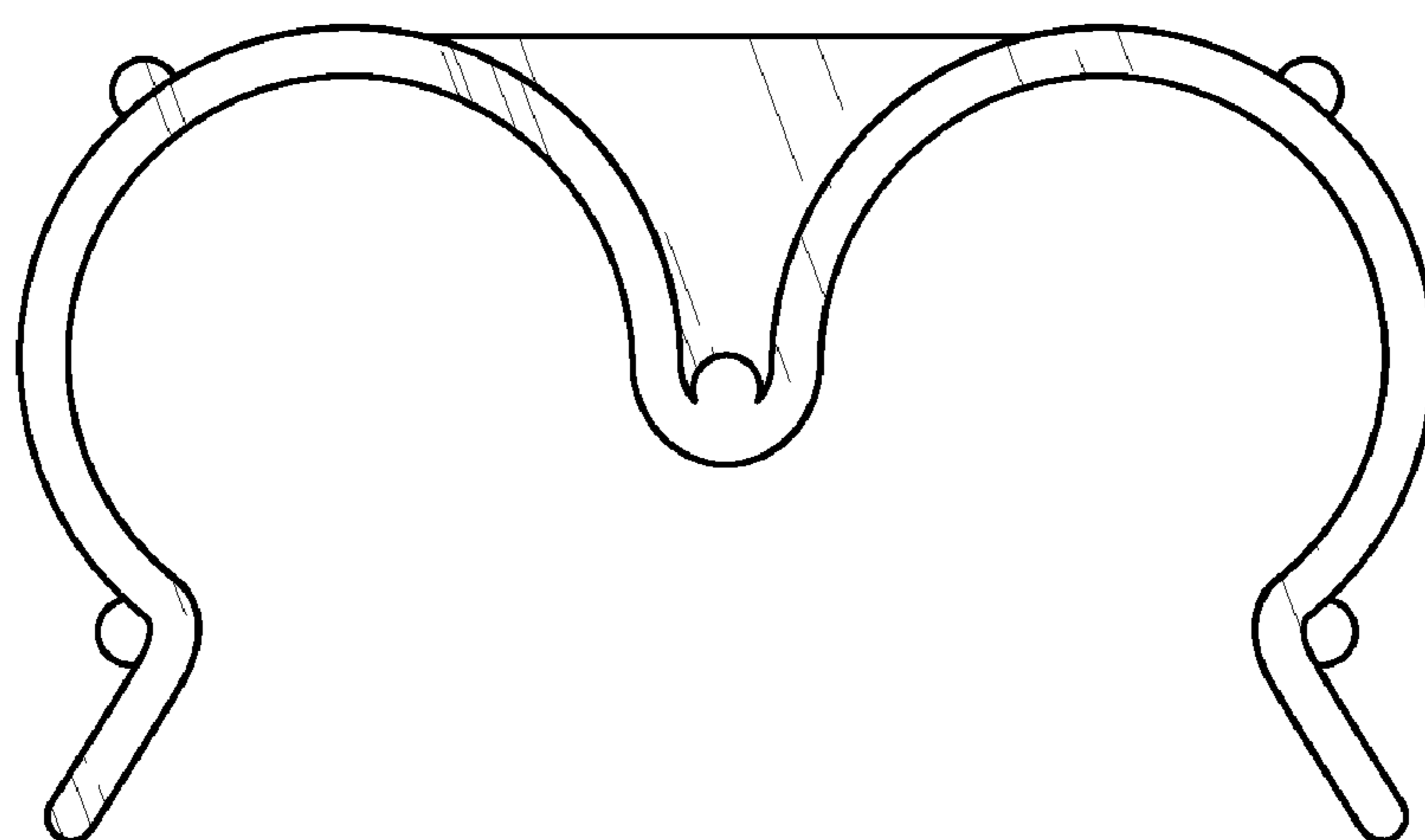


FIG. 3




FIG. 4

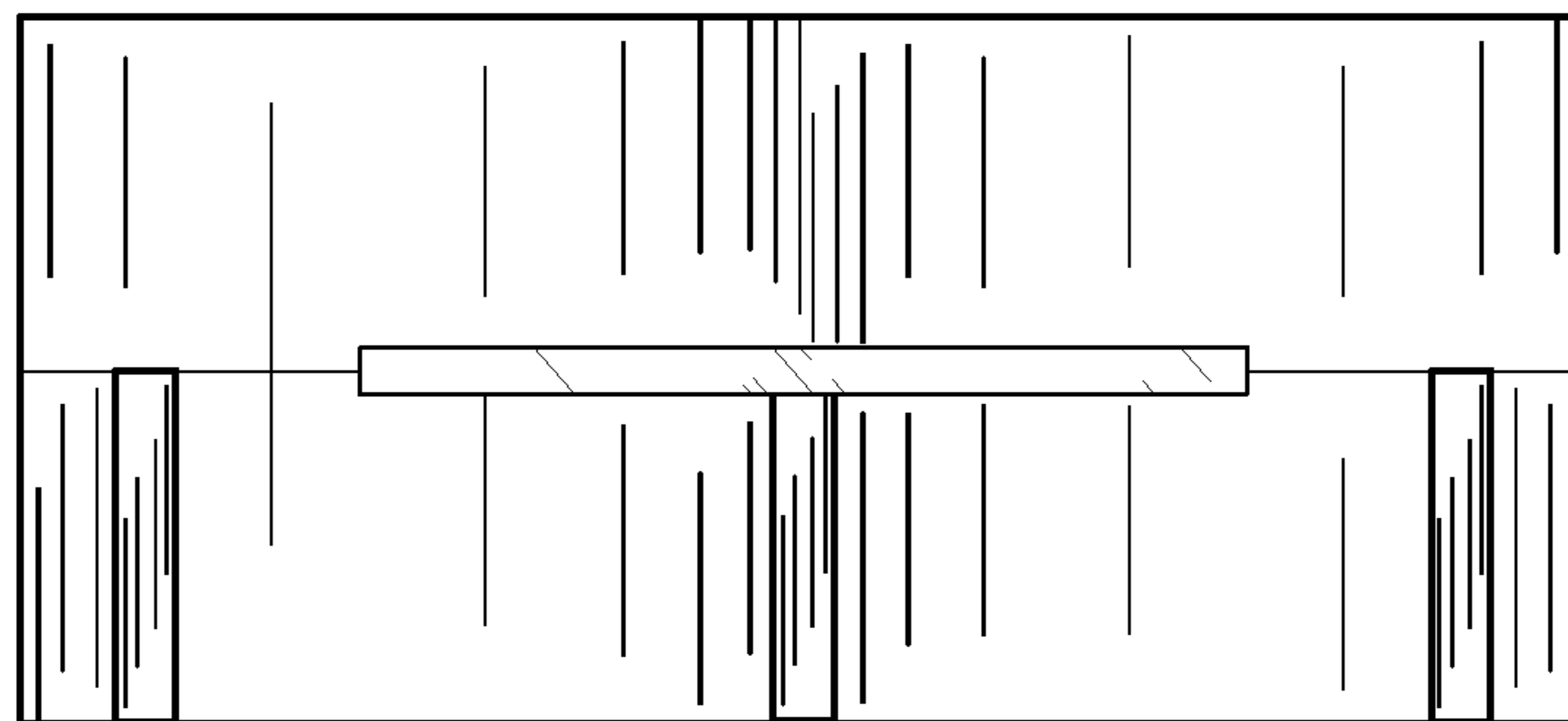


FIG. 5




FIG. 6