

US00D631737S

(12) **United States Design Patent**  
**Haas**

(10) **Patent No.:** **US D631,737 S**

(45) **Date of Patent:** **\*\* Feb. 1, 2011**

(54) **CLIP FOR IDENTIFICATION BADGES**

(75) Inventor: **David J. Haas**, Suffern, NY (US)

(73) Assignee: **Tecco, Inc.**, Suffern, NY (US)

(\*\*) Term: **14 Years**

(21) Appl. No.: **29/370,645**

(22) Filed: **Aug. 18, 2010**

(51) **LOC (9) Cl.** ..... **08-08**

(52) **U.S. Cl.** ..... **D8/395**

(58) **Field of Classification Search** ..... D8/356,  
D8/371, 394-396; D19/65, 34; D24/128;  
24/570, 128, 67.9, 66.13; 248/74.2, 215,  
248/227.1, 49, 300, 301, 316.7, 51, 489;  
D11/214, 215, 78.1; 116/237

See application file for complete search history.

(56) **References Cited**

**U.S. PATENT DOCUMENTS**

763,303	A *	6/1904	Mayers	.....	24/547
3,673,641	A *	7/1972	Lorber	.....	24/67.9
4,011,673	A *	3/1977	Levine	.....	40/641
D268,848	S *	5/1983	Lorber	.....	D19/99
D293,337	S *	12/1987	Burgdorf	.....	D19/65
4,914,791	A *	4/1990	Lorber	.....	24/67.9
D315,675	S *	3/1991	Kennedy et al.	.....	D8/395
D344,545	S *	2/1994	Tsai	.....	D19/65
D356,116	S *	3/1995	Lorber	.....	D19/65
D464,994	S *	10/2002	Rosen	.....	D19/65
D465,525	S *	11/2002	Dilday	.....	D19/65
D467,973	S *	12/2002	Rosen	.....	D19/65
D468,357	S *	1/2003	Rosen	.....	D19/65
D521,705	S *	5/2006	Kent	.....	D32/54

D548,793	S *	8/2007	Oas	.....	D19/65
D572,128	S *	7/2008	Poulsen et al.	.....	D8/395
D572,129	S *	7/2008	Keays	.....	D8/395
D615,263	S *	5/2010	Kent	.....	D32/54
D618,671	S *	6/2010	Hou	.....	D14/223

\* cited by examiner

*Primary Examiner*—Celia A Murphy

*Assistant Examiner*—John Windmuller

(74) *Attorney, Agent, or Firm*—Michael Zall

(57) **CLAIM**

I claim the ornamental design for a clip for identification badges, as shown.

**DESCRIPTION**

FIG. 1 is a front perspective view of a clip for identification badges showing my new design in use;

FIG. 2 is a front perspective view of a clip for identification badges showing my new design;

FIG. 3 is a rear perspective view thereof;

FIG. 4 is a front plan view thereof;

FIG. 5 is side view thereof, with the other side being identical thereto;

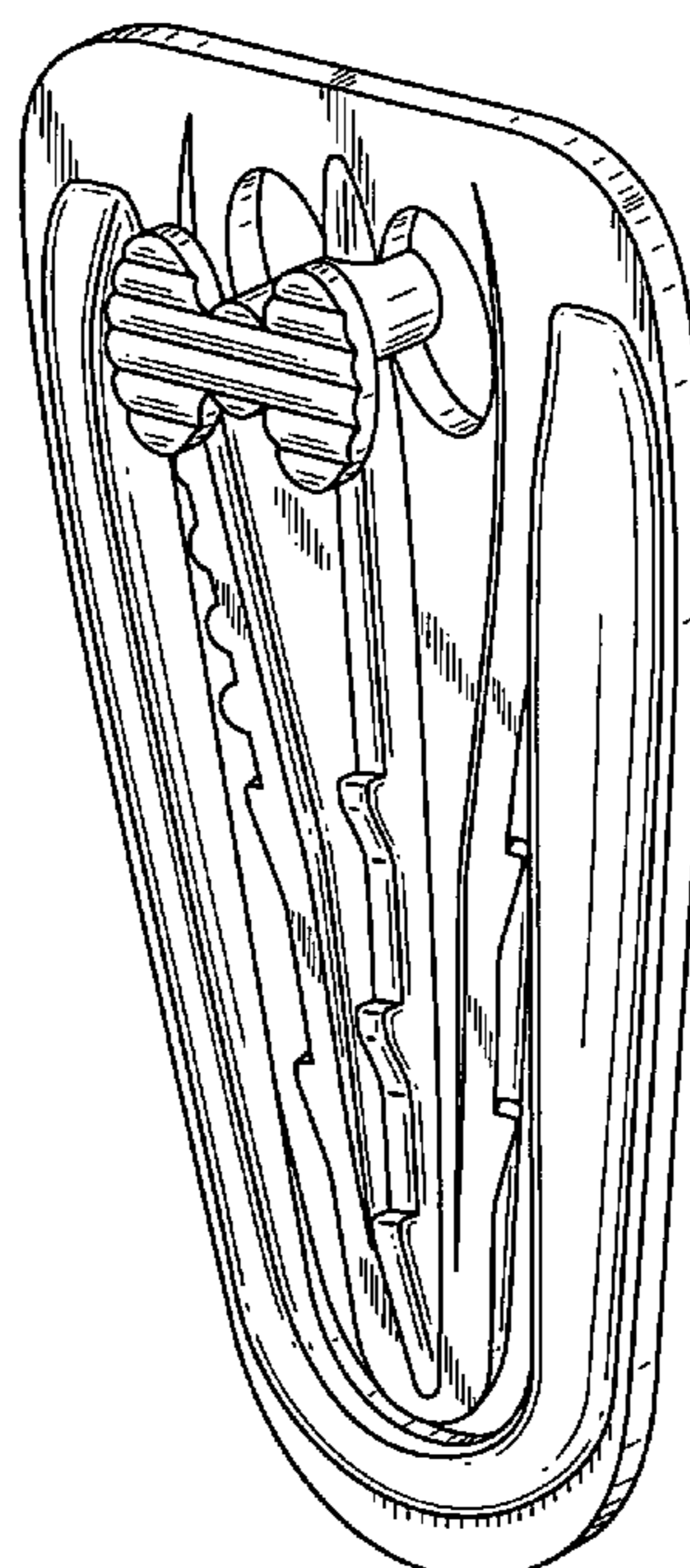
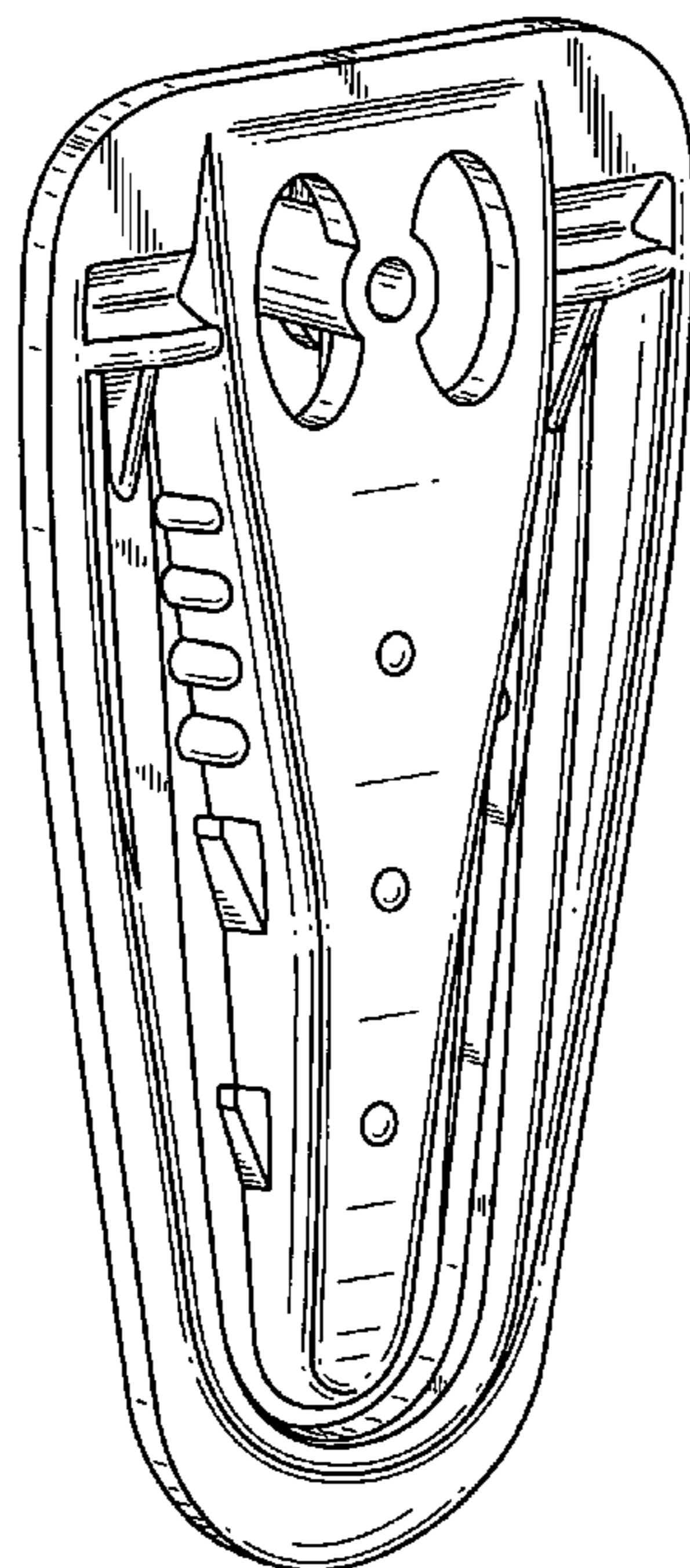
FIG. 6 is a back plan view thereof; and

FIG. 7 is a top view thereof; and,

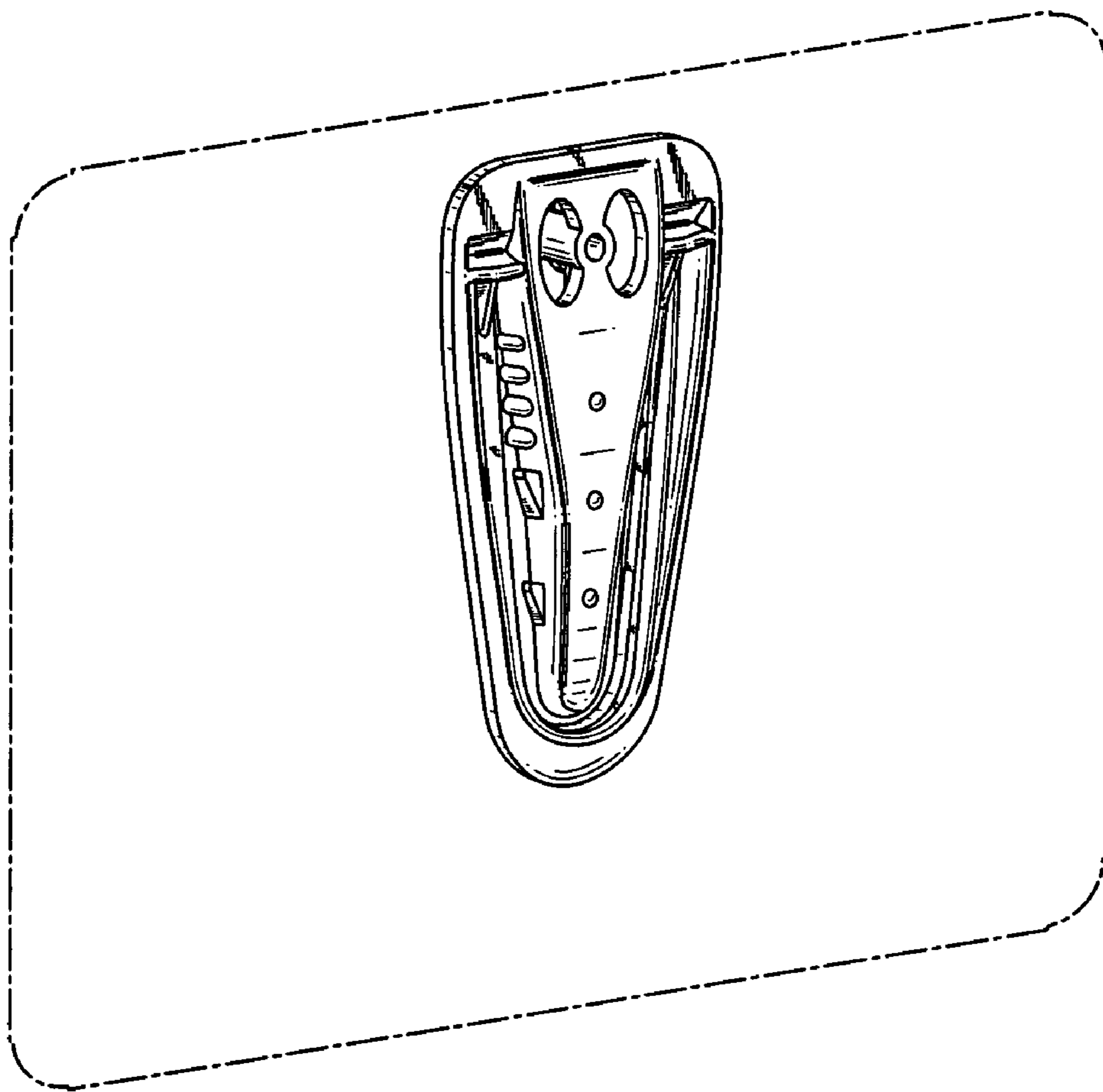
FIG. 8 is a bottom view thereof.

The broken line showing of an identification badge in FIG. 1 depicts environmental subject matter only and forms no part of the claimed design.

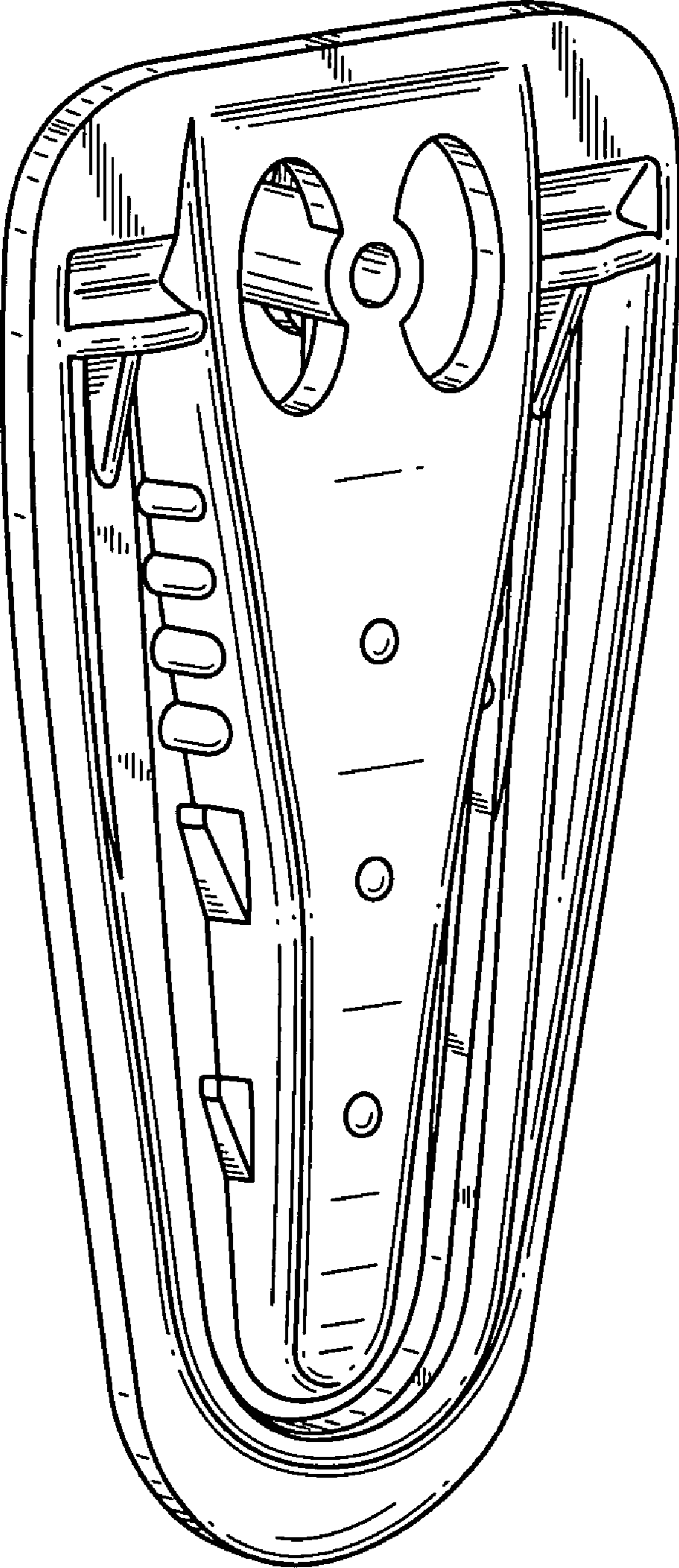
**1 Claim, 7 Drawing Sheets**




**FIG. 1**



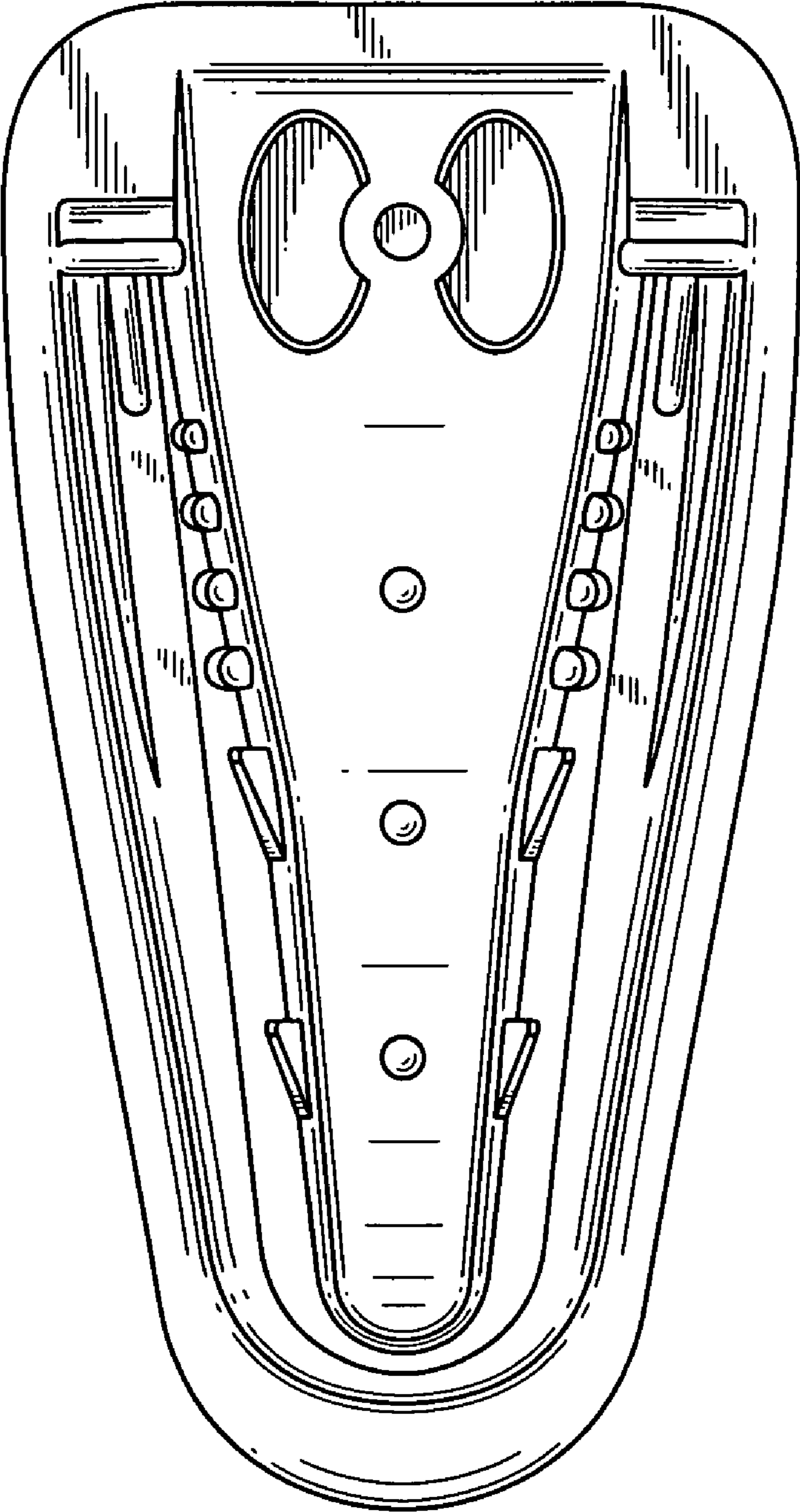
**FIG. 2**



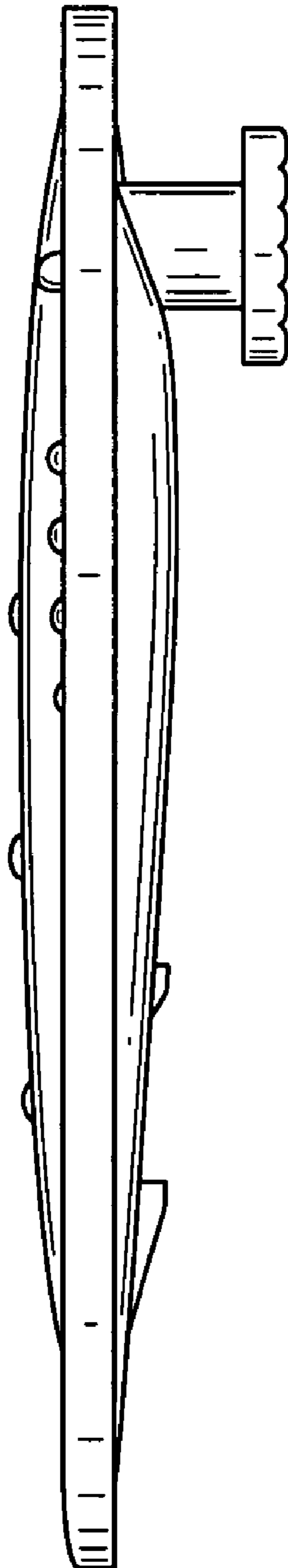
**FIG. 3**



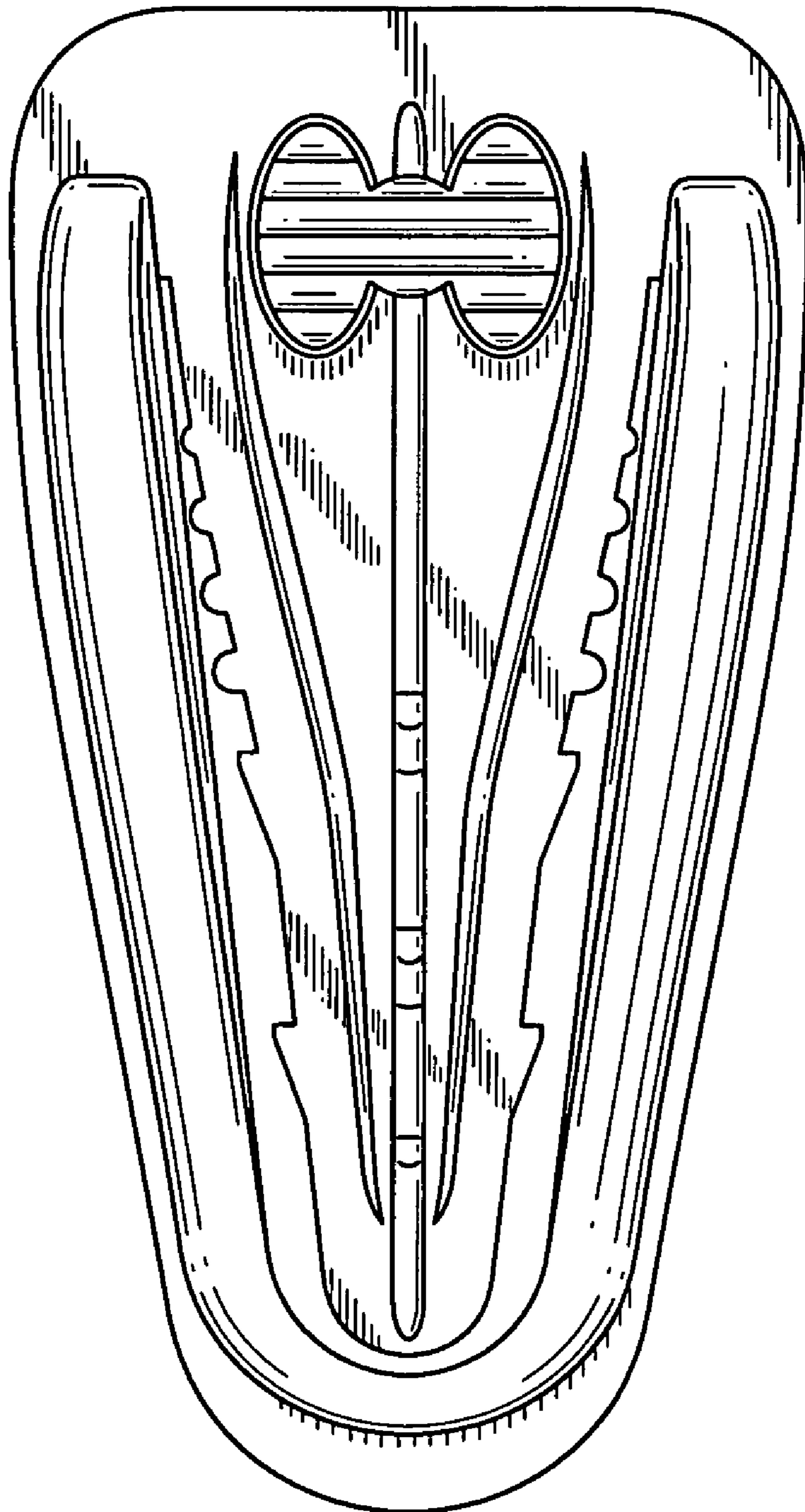
**FIG. 4**




**FIG. 5**



**FIG. 6**



**FIG. 7**



**FIG. 8**

