



US00D631716S

(12) **United States Design Patent**
Roberts et al.

(10) **Patent No.:** **US D631,716 S**
(45) **Date of Patent:** **** Feb. 1, 2011**

(54) **SCISSORS**

(75) Inventors: **Colin Roberts**, Stevens Point, WI (US);
Daniel J. Lipscomb, Prairie Du Sac, WI
(US); **Molly Opitz**, Milwaukee, WI
(US); **Theodore Jach**, Cambridge, WI
(US); **Douglas Nelson**, Madison, WI
(US)

(73) Assignee: **Fiskars Brands, Inc.**, Madison, WI (US)

(**) Term: **14 Years**

(21) Appl. No.: **29/358,441**

(22) Filed: **Mar. 26, 2010**

(51) **LOC (9) Cl.** **08-03**

(52) **U.S. Cl.** **D8/57**

(58) **Field of Classification Search** D8/4,
D8/5, 51-58, 105, 107; D21/532; D28/44,
D28/57; 7/135, 136; 30/131, 195, 229, 194,
30/230-235, 268, 350, 254-258

See application file for complete search history.

(56) **References Cited**

U.S. PATENT DOCUMENTS

D251,178 S *	2/1979	Hayashi	D8/57
4,258,592 A	3/1981	Linden		
D266,309 S	9/1982	Linden		
4,658,456 A *	4/1987	Tsai	7/135
D290,808 S *	7/1987	Linden	D8/57
4,715,122 A	12/1987	Linden		
D301,678 S	6/1989	Linden		
D318,780 S	8/1991	Bendickson et al.		
D337,248 S *	7/1993	Tanfoglio	D8/57
D338,604 S	8/1993	Ramsey		
D344,225 S	2/1994	Hendon et al.		
5,325,592 A	7/1994	Linden et al.		
D350,466 S	9/1994	Ramsey et al.		
D353,087 S	12/1994	Ramsey et al.		
D358,748 S	5/1995	Ramsey et al.		
D361,026 S	8/1995	Ramsey		
D365,004 S	12/1995	Ramsey et al.		
D380,657 S	7/1997	Cornell		

D383,957 S	9/1997	Cornell		
D393,192 S	4/1998	Cornell		
D394,593 S *	5/1998	Komori	D8/57
D395,584 S *	6/1998	Gstalter	D8/57
D395,992 S	7/1998	Bennett et al.		
5,819,416 A	10/1998	Robinson et al.		
D402,174 S *	12/1998	Gstalter	D8/57
D421,375 S	3/2000	Carlson et al.		
D432,378 S *	10/2000	Gstalter	D8/57
6,158,128 A *	12/2000	Huff	30/254
D446,099 S	8/2001	Pia		
D472,121 S *	3/2003	Wolff	D8/57
D503,880 S	4/2005	McLean		
D505,054 S	5/2005	McLean et al.		
D513,577 S	1/2006	McLean et al.		

(Continued)

OTHER PUBLICATIONS

2007 Fiskars Craft Products Catalog, pp. 7-15, 106-109, 116-120.

Primary Examiner—Cathron C Brooks

Assistant Examiner—Deanna Fluegeman

(74) *Attorney, Agent, or Firm*—Foley & Lardner LLP

(57) **CLAIM**

We claim the ornamental design for a scissors, as shown and described.

DESCRIPTION

FIG. 1 is a first perspective view of a scissors showing our new design;

FIG. 2 is a front elevational view thereof;

FIG. 3 is a rear elevational view thereof;

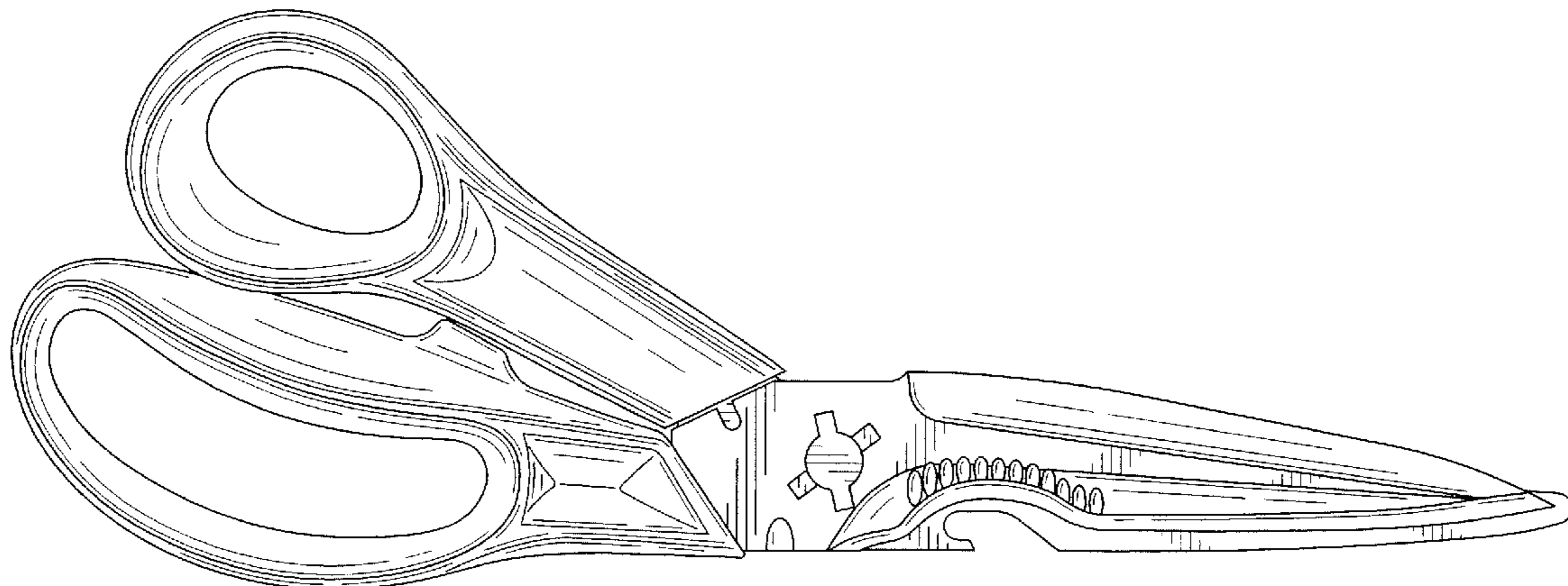
FIG. 4 is a right side elevational view thereof;

FIG. 5 is a left side elevational view thereof;

FIG. 6 is a top plan view thereof; and,

FIG. 7 is a bottom plan view thereof.

1 Claim, 5 Drawing Sheets



US D631,716 S

Page 2

U.S. PATENT DOCUMENTS

6,988,318 B2	1/2006	Buchtman et al.	D551,929 S	10/2007	Peterson et al.
D514,908 S	2/2006	McLean	D572,103 S	7/2008	Peterson et al.
D523,307 S *	6/2006	Chang D8/57	D574,685 S	8/2008	Peterson et al.
D536,588 S	2/2007	Peterson et al.	7,458,160 B2	12/2008	Escobar et al.
D536,589 S	2/2007	Peterson et al.	D590,223 S	4/2009	Pearson et al.
D536,939 S	2/2007	Peterson et al.	D591,123 S	4/2009	Peterson et al.
D537,310 S	2/2007	McLean	D591,124 S	4/2009	Peterson et al.
D543,817 S	6/2007	McLean	D594,723 S *	6/2009	Kim D8/57
D547,153 S	7/2007	Peterson et al.	D611,794 S	3/2010	Williams et al.
D551,928 S	10/2007	Peterson et al.	2006/0123634 A1	6/2006	Peterson et al.
			2007/0101582 A1	5/2007	Escobar et al.

* cited by examiner

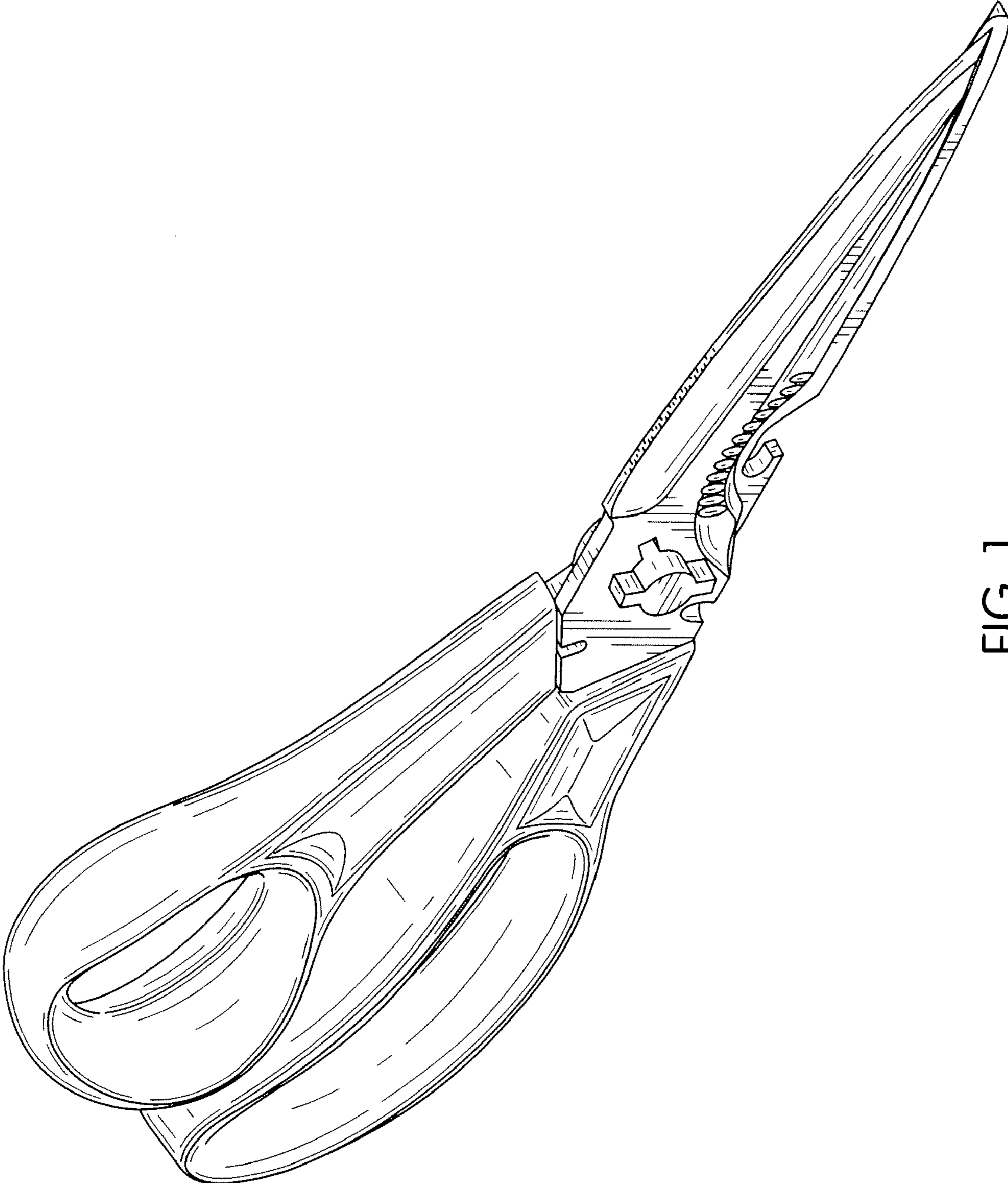


FIG. 1

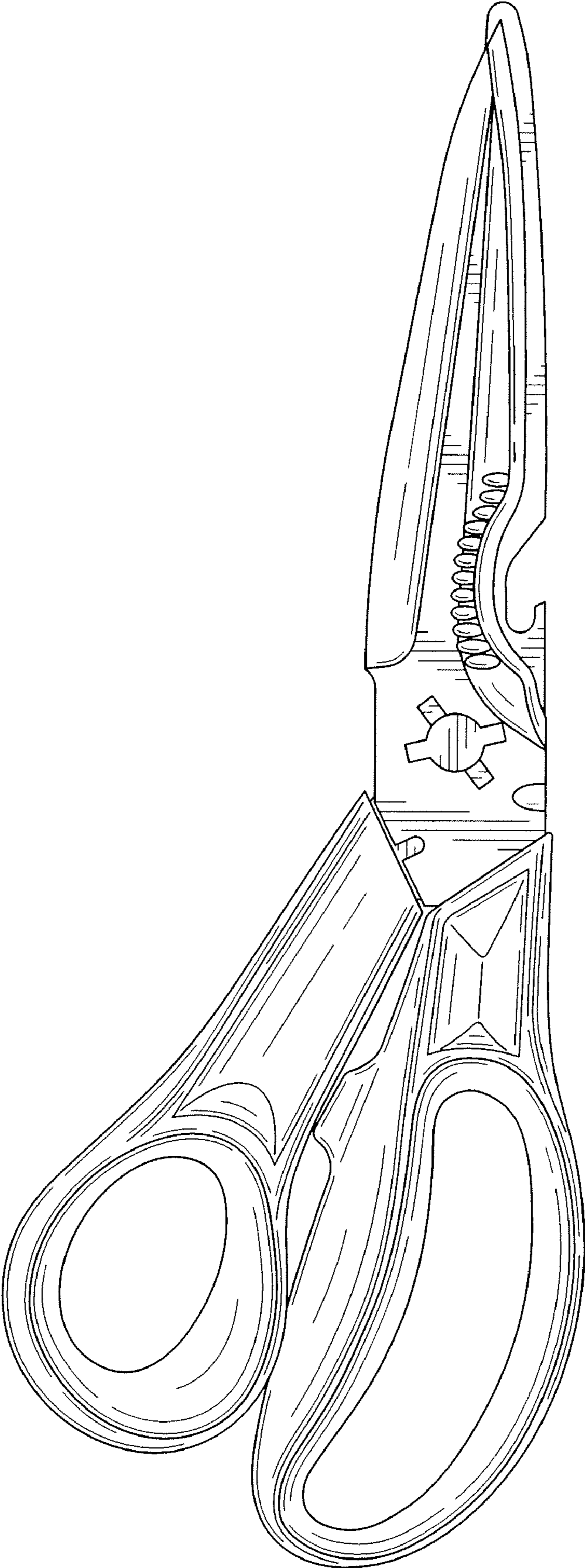


FIG. 2




FIG. 3

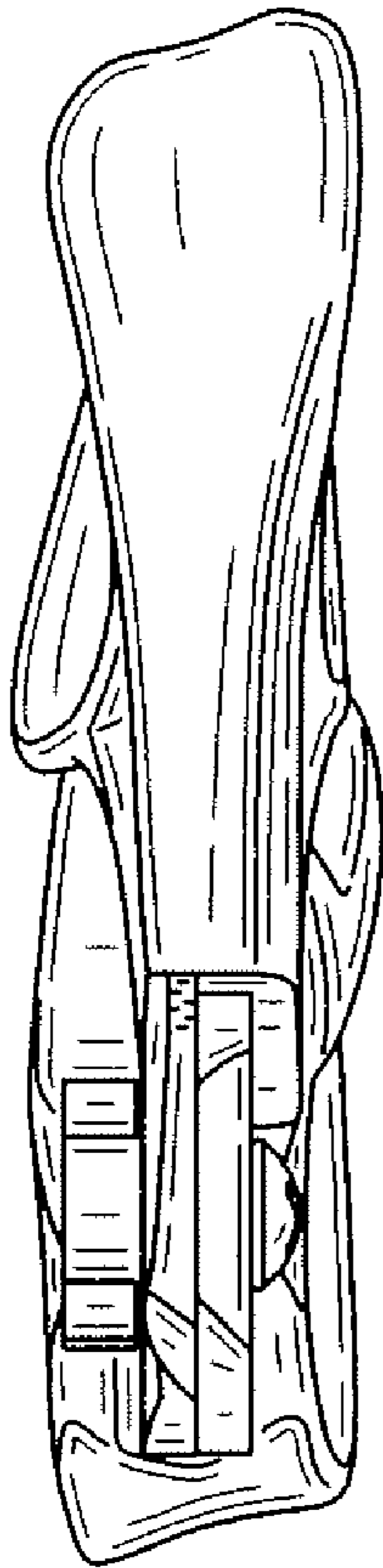


FIG. 4

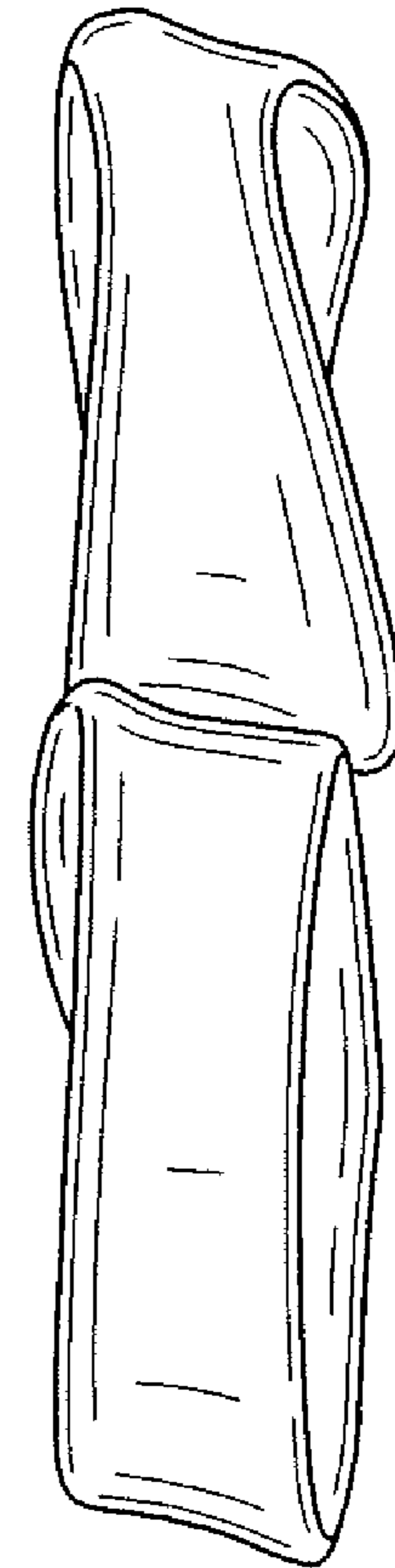


FIG. 5

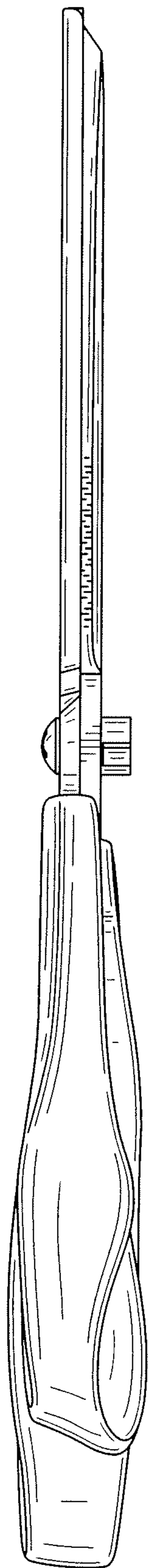


FIG. 6

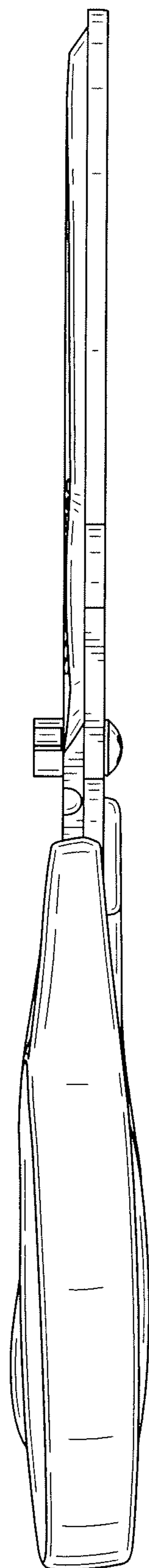


FIG. 7