



US00D631713S

(12) **United States Design Patent**  
**Grant**

(10) **Patent No.:** **US D631,713 S**

(45) **Date of Patent:** **\*\* Feb. 1, 2011**

(54) **FUNNEL**

(76) **Inventor:** **Stockley Grant**, 812B 59th Avenue Dr.  
West, Bradenton, FL (US) 34207

(\*\*) **Term:** **14 Years**

(21) **Appl. No.:** **29/364,424**

(22) **Filed:** **Jun. 23, 2010**

(51) **LOC (9) Cl.** ..... **07-99**

(52) **U.S. Cl.** ..... **D7/700**

(58) **Field of Classification Search** ..... D7/700,  
D7/400, 368, 699; 141/95, 98, 297-300,  
141/331-345; D23/200

See application file for complete search history.

(56) **References Cited**

**U.S. PATENT DOCUMENTS**

51,515	A	12/1865	Jones	
4,347,878	A	9/1982	Schofield	
5,117,878	A	6/1992	Shaw et al.	
5,277,234	A	1/1994	Warstler	
5,787,944	A	8/1998	Sarkis et al.	
5,794,672	A *	8/1998	Goldberg	141/331
D420,869	S *	2/2000	Diehl	D7/700
6,035,908	A	3/2000	Hoffmann	

6,116,299 A 9/2000 Cummins et al.  
6,119,739 A 9/2000 McGee et al.  
6,318,422 B2 \* 11/2001 Woratyla et al. .... 141/333

\* cited by examiner

*Primary Examiner*—Terry A Wallace  
(74) *Attorney, Agent, or Firm*—Charles J. Prescott

(57) **CLAIM**

The ornamental design for an funnel, as shown and described.

**DESCRIPTION**

FIG. 1 is a perspective view of one embodiment of an funnel showing my new design;

FIG. 2 is a side elevation view of FIG. 1;

FIG. 3 is a top plan view of FIG. 1;

FIG. 4 is a bottom plan view of FIG. 1;

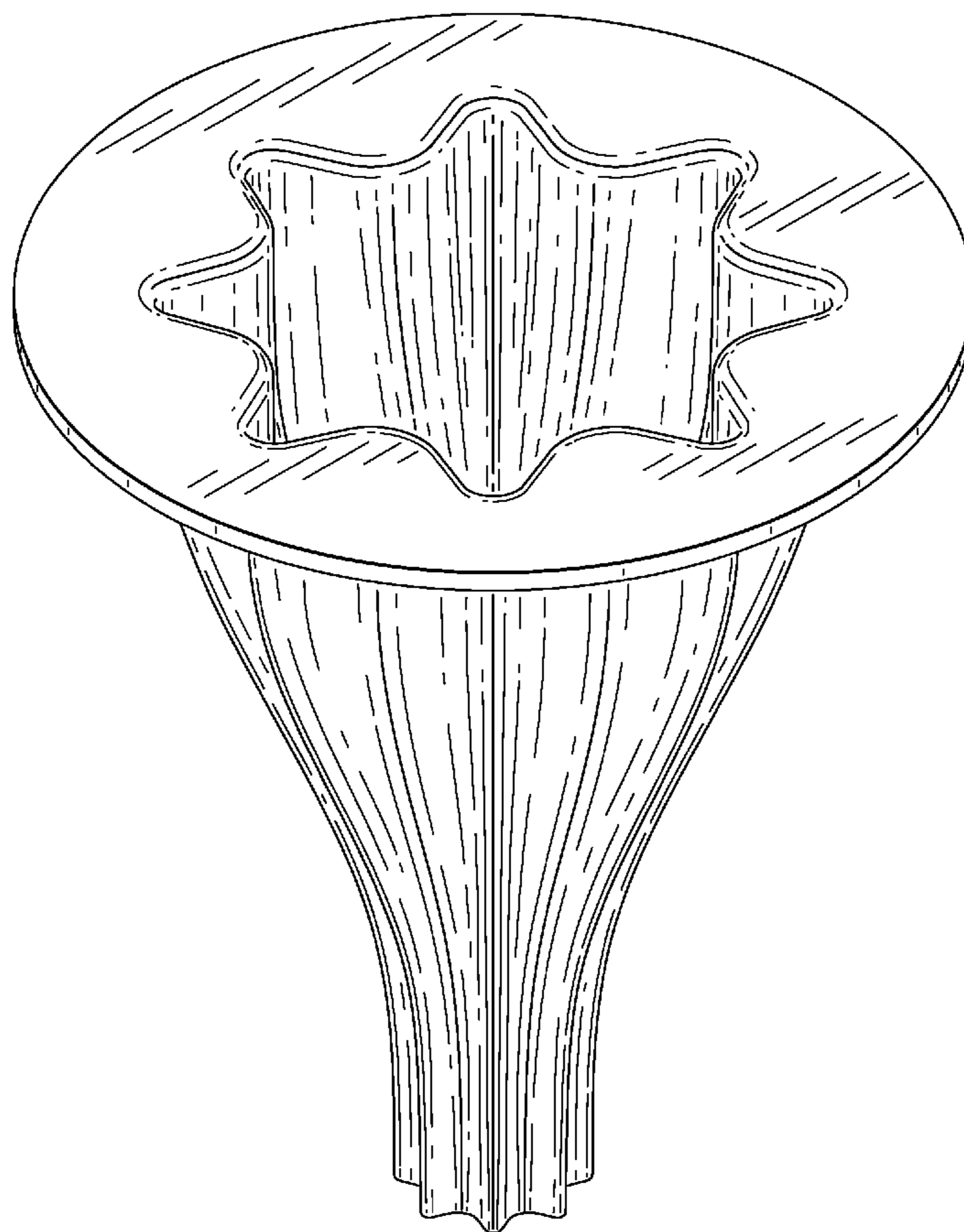
FIG. 5 is a perspective view of a second embodiment of an funnel showing new design;

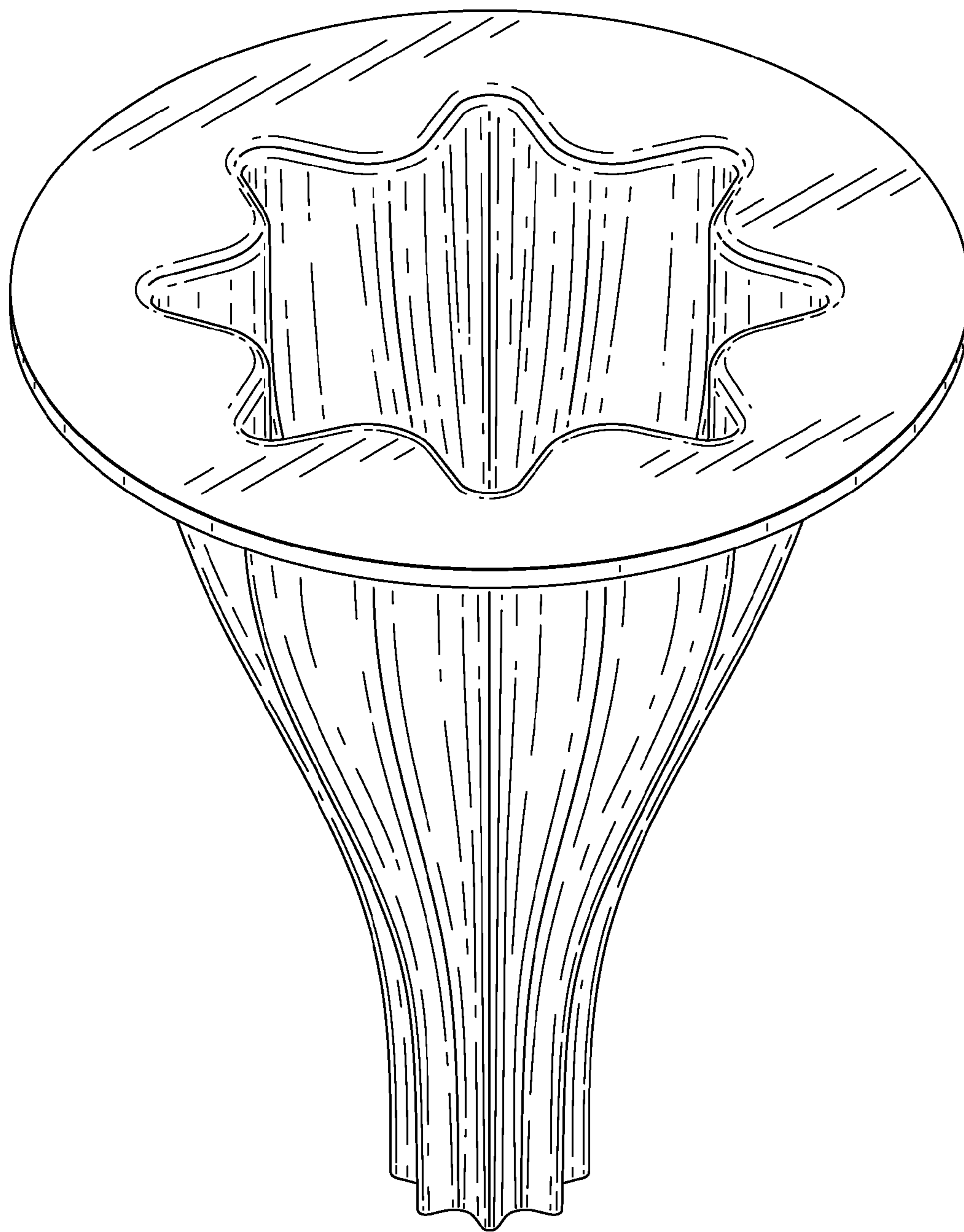
FIG. 6 is a side elevation view of FIG. 5;

FIG. 7 is a top plan view of FIG. 5; and,

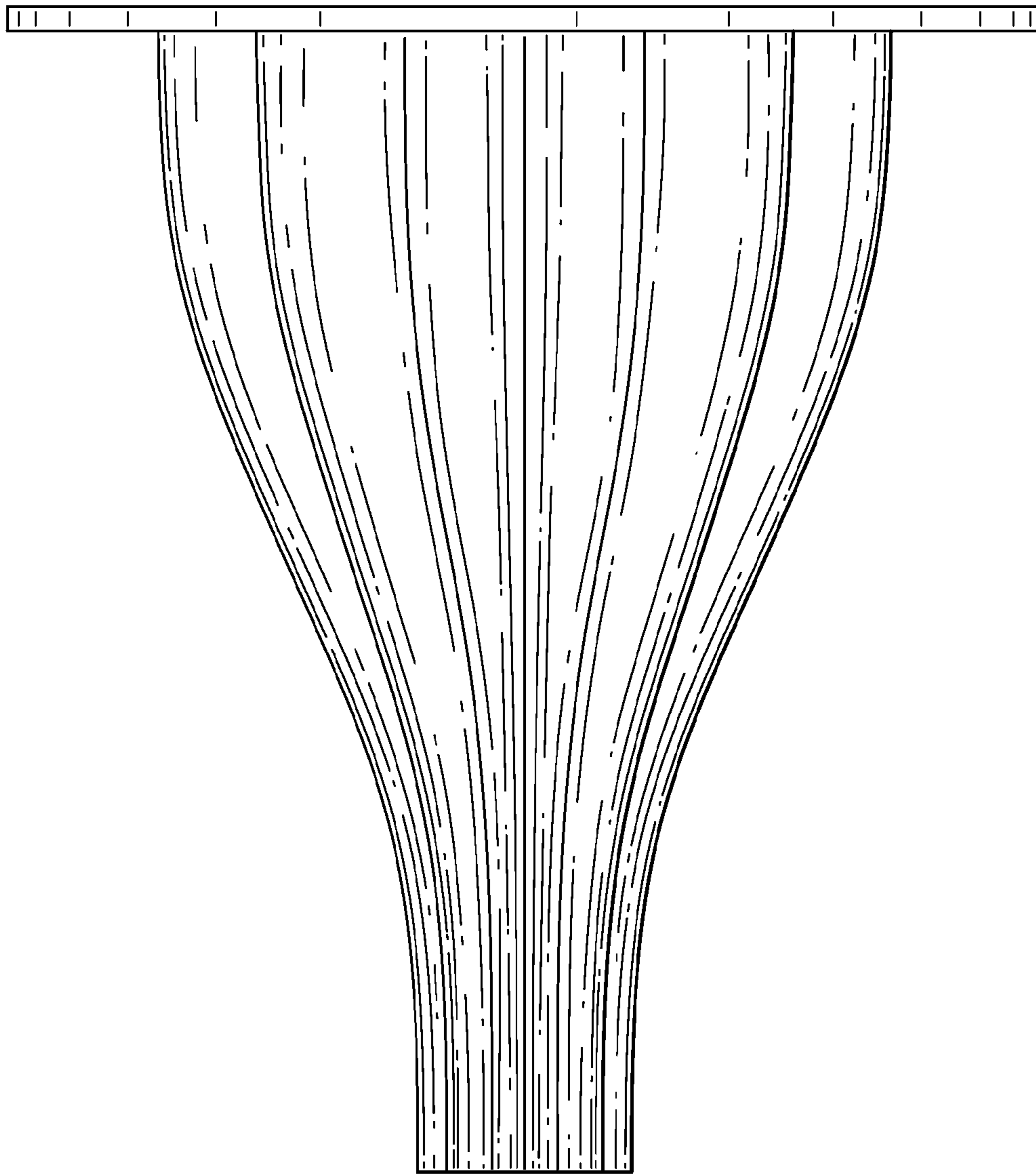
FIG. 8 is a bottom plan view of FIG. 5.

**1 Claim, 8 Drawing Sheets**







**FIG. 1**



**FIG. 2**

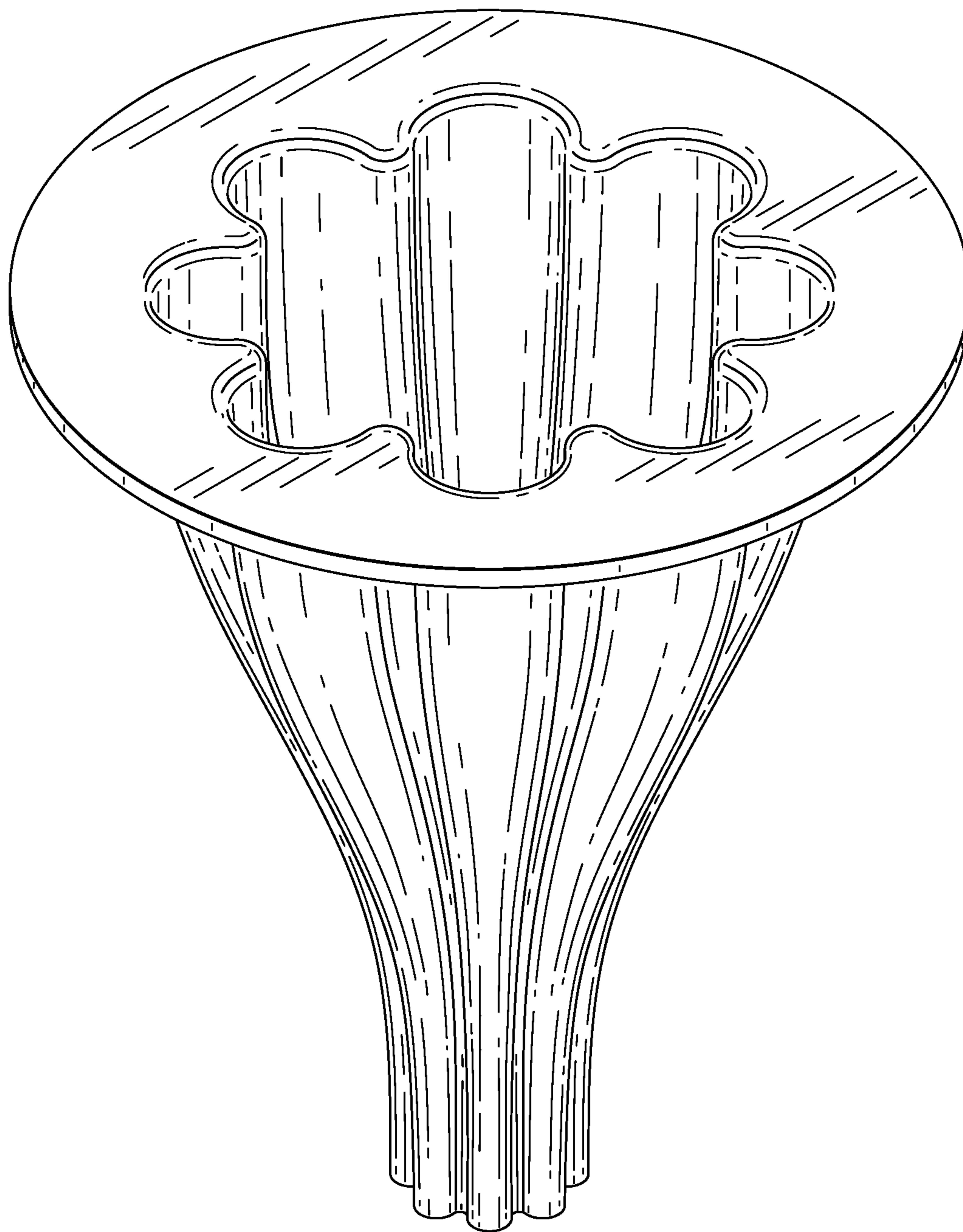


**FIG. 3**

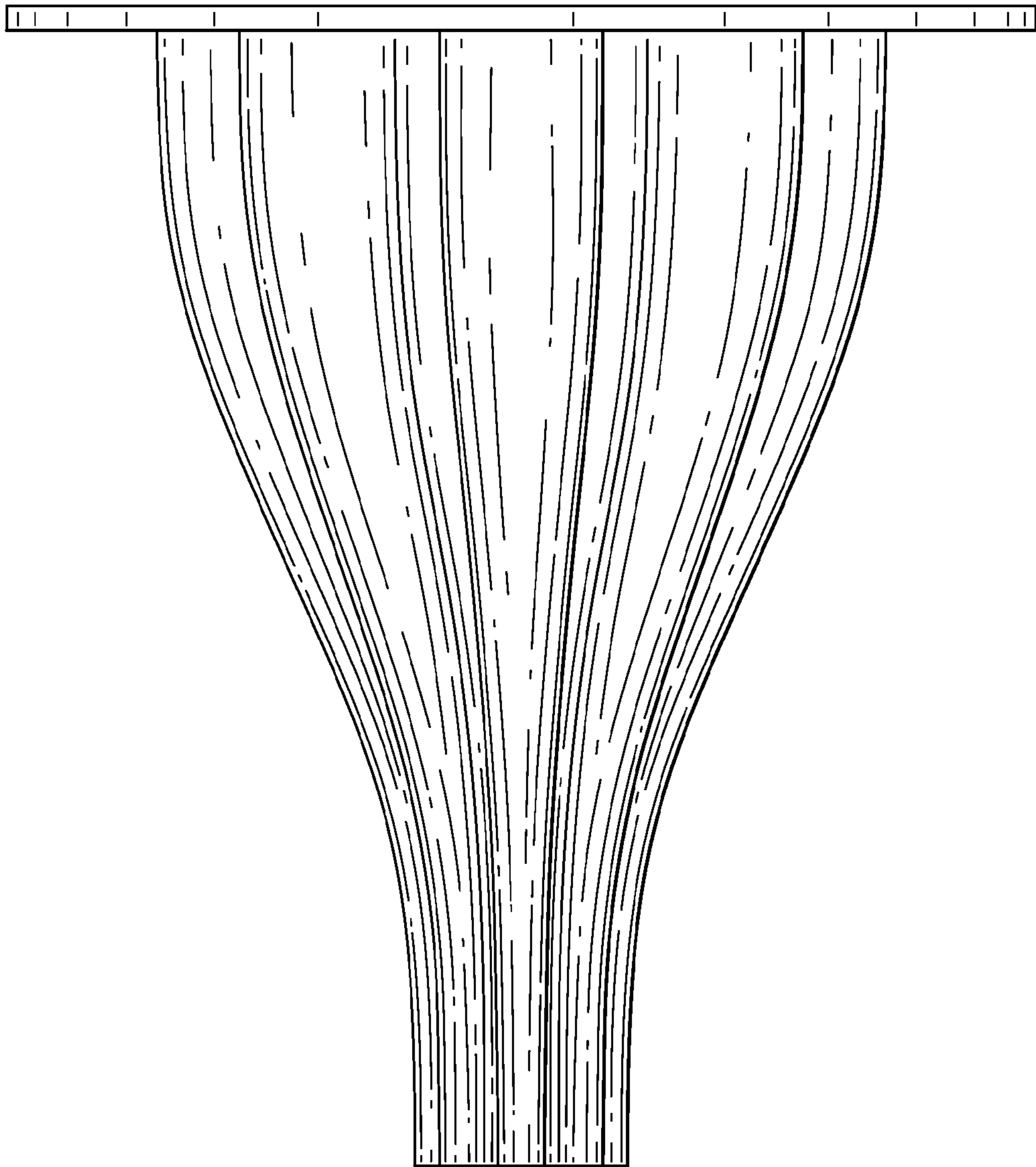


**FIG. 4**






**FIG. 5**




**FIG. 6**



**FIG. 7**





**FIG. 8**