



US00D631678S

(12) **United States Design Patent**
Morison

(10) **Patent No.:** **US D631,678 S**

(45) **Date of Patent:** **** Feb. 1, 2011**

(54) **DISPLAY RACK FOR PAINT COLOR CHIPS**

(75) **Inventor:** **James A. Morison**, Ajax (CA)

(73) **Assignee:** **Gorrie Marketing Services**,
Mississauga (CA)

(**) **Term:** **14 Years**

(21) **Appl. No.:** **29/356,826**

(22) **Filed:** **Mar. 3, 2010**

(51) **LOC (9) Cl.** **06-04**

(52) **U.S. Cl.** **D6/468**

(58) **Field of Classification Search** D6/409,
D6/432, 449, 457, 459-461, 463, 466-469,
D6/476, 396, 397, 410, 470, 473; 211/13.1,
211/29, 45, 49.1, 50, 51, 54.4, 55, 57.1, 59.1,
211/59.2, 71.1, 134, 153, 194; 40/538-540;
362/127

See application file for complete search history.

(56) **References Cited**

U.S. PATENT DOCUMENTS

2,443,871	A *	6/1948	Shield	211/59.2
3,055,507	A *	9/1962	Kobs	211/49.1
3,838,266	A *	9/1974	Jonathan	362/127
D241,798	S *	10/1976	Schouten	D6/468
D243,577	S *	3/1977	Schouten	D6/463
D251,711	S *	5/1979	Schouten	D6/468
D293,520	S *	1/1988	Ovitz, III	D6/409
D297,082	S *	8/1988	Binder et al.	D6/463

D303,460	S *	9/1989	Schouten	D6/409
D303,462	S *	9/1989	Schouten	D6/409
D303,463	S *	9/1989	Schouten	D6/409
D322,523	S *	12/1991	Brooks et al.	D6/409
D386,919	S *	12/1997	Adenau et al.	D6/473
D398,462	S *	9/1998	Baluk et al.	D6/476
D412,253	S *	7/1999	Brozak, Jr.	D6/470
6,427,853	B2 *	8/2002	Brozak, Jr.	211/55
D533,734	S *	12/2006	Campbell	D6/467
D578,804	S *	10/2008	Norman et al.	D6/468
D609,937	S *	2/2010	Ricereto	D6/432

* cited by examiner

Primary Examiner—Mary Ann Calabrese

(74) *Attorney, Agent, or Firm*—Bereskin & Parr
LLP/S.E.N.S.R.L., s.r.l.

(57) **CLAIM**

The ornamental design for a display rack for paint color chips,
as shown and described.

DESCRIPTION

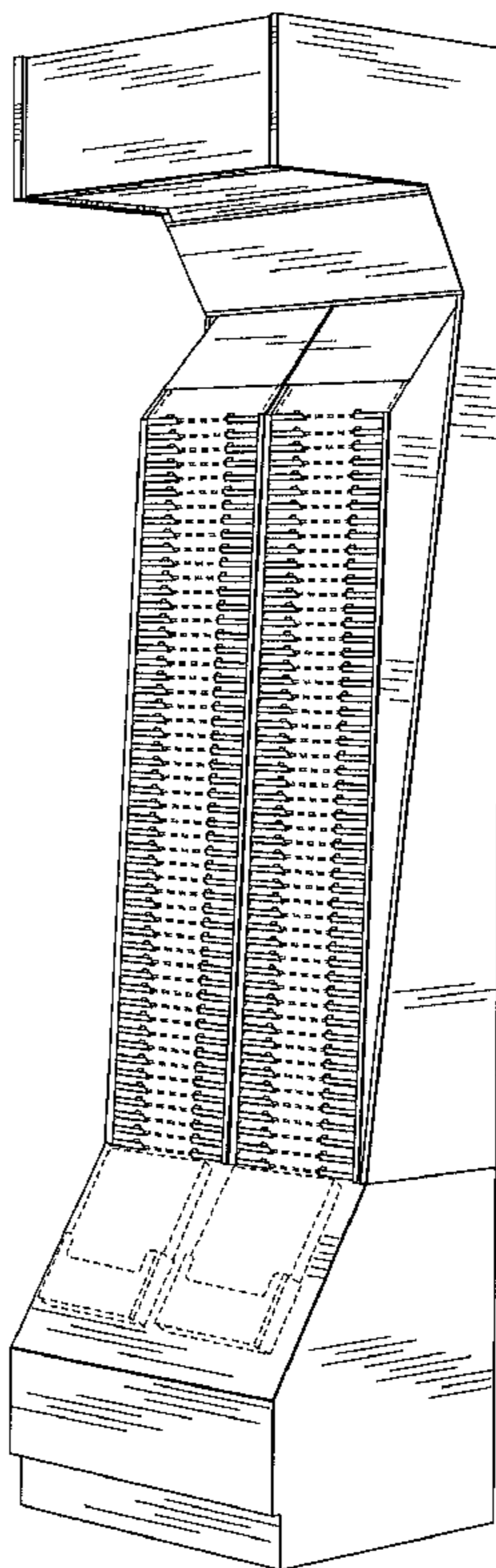
FIG. 1 is a front, right side perspective view of a first variant
of a display rack for paint color chips;

FIG. 2 is a left side view of the display rack for paint color
chips of FIG. 1; and,

FIG. 3 is a front view of the display rack for paint color chips
of FIG. 1.

The broken lines are for illustration purposes only and form
no part of the claimed design.

1 Claim, 2 Drawing Sheets



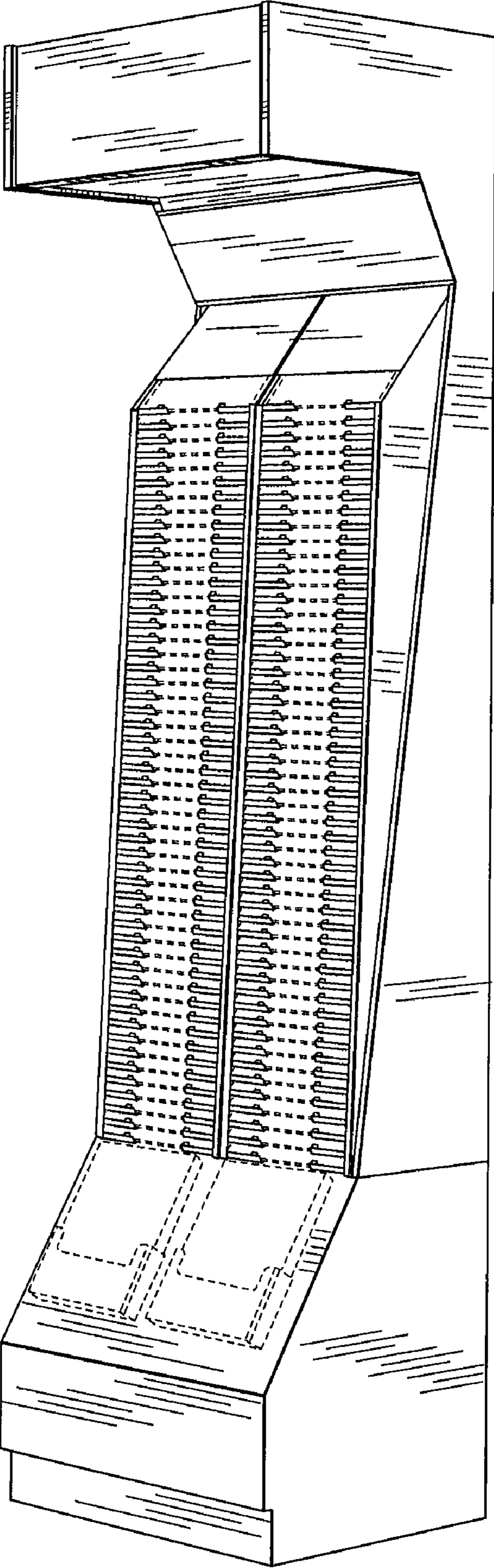


FIG. 1

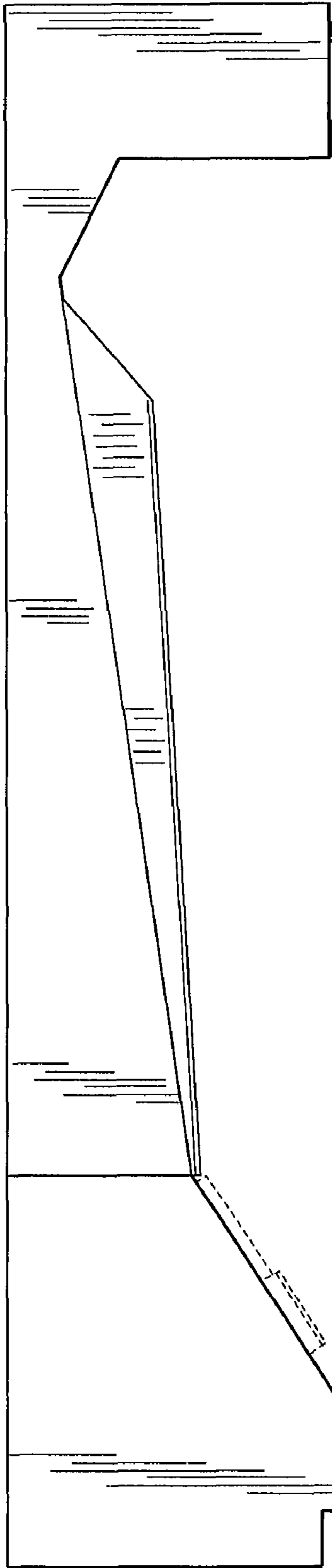


FIG. 2

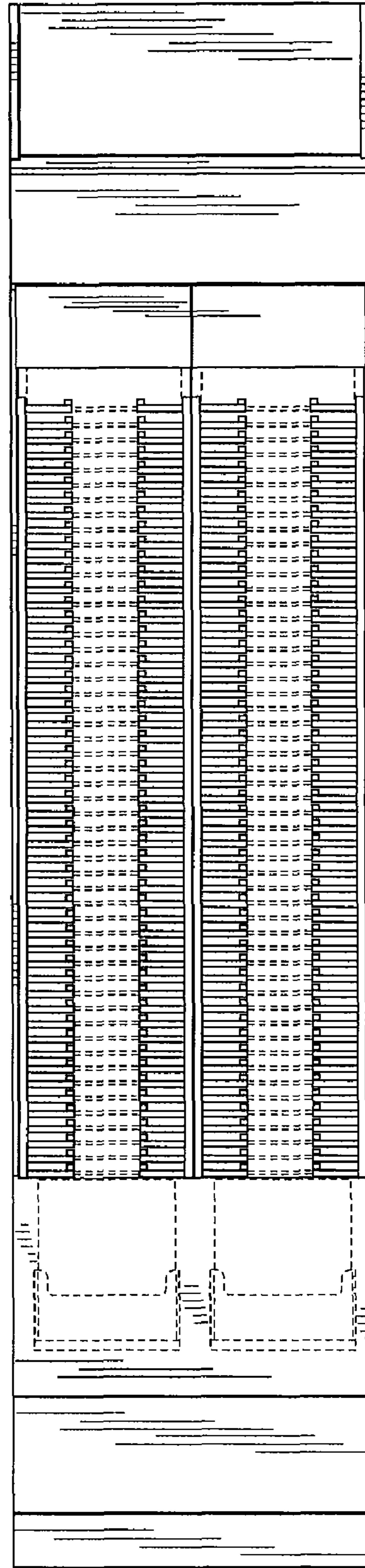


FIG. 3