



US00D631656S

(12) **United States Design Patent**  
**Della Valle**

(10) **Patent No.:** **US D631,656 S**

(45) **Date of Patent:** **\*\* Feb. 1, 2011**

(54) **BAG**  
(75) Inventor: **Diego Della Valle**, Sant'Elpidio a Mare (IT)  
(73) Assignee: **Gousson-Consultadoria E Marketing S.à.r.l.**, Luxembourg (LU)

(\*\*) Term: **14 Years**

(21) Appl. No.: **29/364,141**

(22) Filed: **Jun. 18, 2010**

(30) **Foreign Application Priority Data**  
Dec. 23, 2009 (EM) ..... 001651431

(51) **LOC (9) Cl.** ..... **03-01**  
(52) **U.S. Cl.** ..... **D3/243**  
(58) **Field of Classification Search** ..... D3/232–233,  
D3/240–246, 318, 324; 150/100, 103–110,  
150/113–114, 118–119  
See application file for complete search history.

(56) **References Cited**  
U.S. PATENT DOCUMENTS  
D326,360 S \* 5/1992 Tasou ..... D3/238  
D447,626 S \* 9/2001 Haapala ..... D3/246  
D534,349 S \* 1/2007 Cardoso ..... D3/243

D566,384 S \* 4/2008 Yanz et al. .... D3/232  
D578,306 S \* 10/2008 Hermann ..... D3/246  
D594,652 S \* 6/2009 Guyon et al. .... D3/243  
D609,004 S \* 2/2010 Dolce et al. .... D3/240  
D618,909 S \* 7/2010 Gaultier ..... D3/243

\* cited by examiner

*Primary Examiner*—Holly H Baynham  
(74) *Attorney, Agent, or Firm*—Knobbe Martens Olson & Bear LLP

(57) **CLAIM**

The ornamental design for a bag, as shown and described.

**DESCRIPTION**

FIG. 1 is a front elevational view of a bag showing my new design.  
FIG. 2 is a rear elevational view thereof.  
FIG. 3 is a left side elevational view thereof.  
FIG. 4 is a right side elevational view thereof.  
FIG. 5 is a top plan view thereof.  
FIG. 6 is a bottom view thereof; and,  
FIG. 7 is a perspective view thereof.  
The broken lines representing stitching are part of the claimed design.

**1 Claim, 7 Drawing Sheets**





FIG. 1

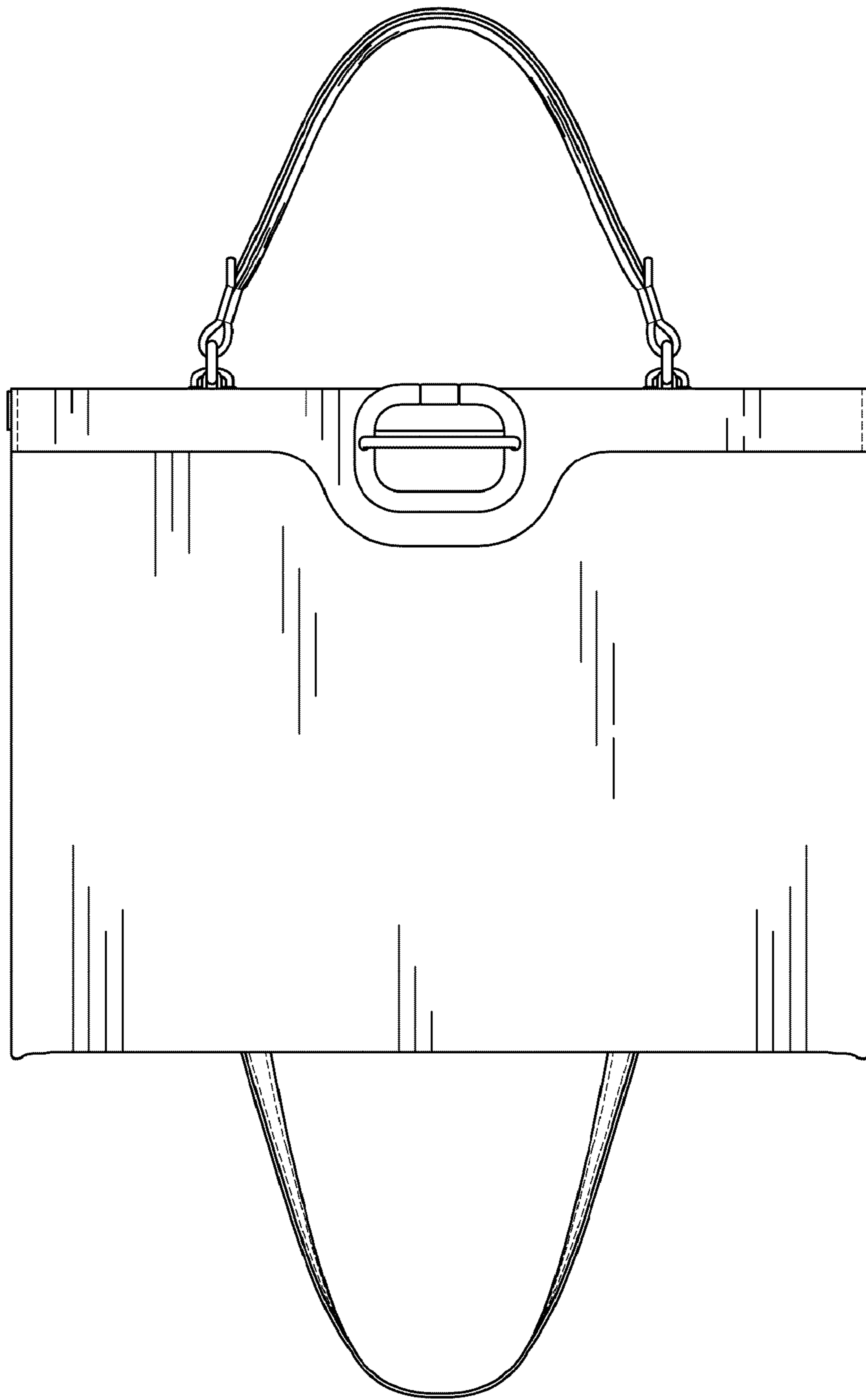


FIG. 2



FIG. 3



FIG. 4

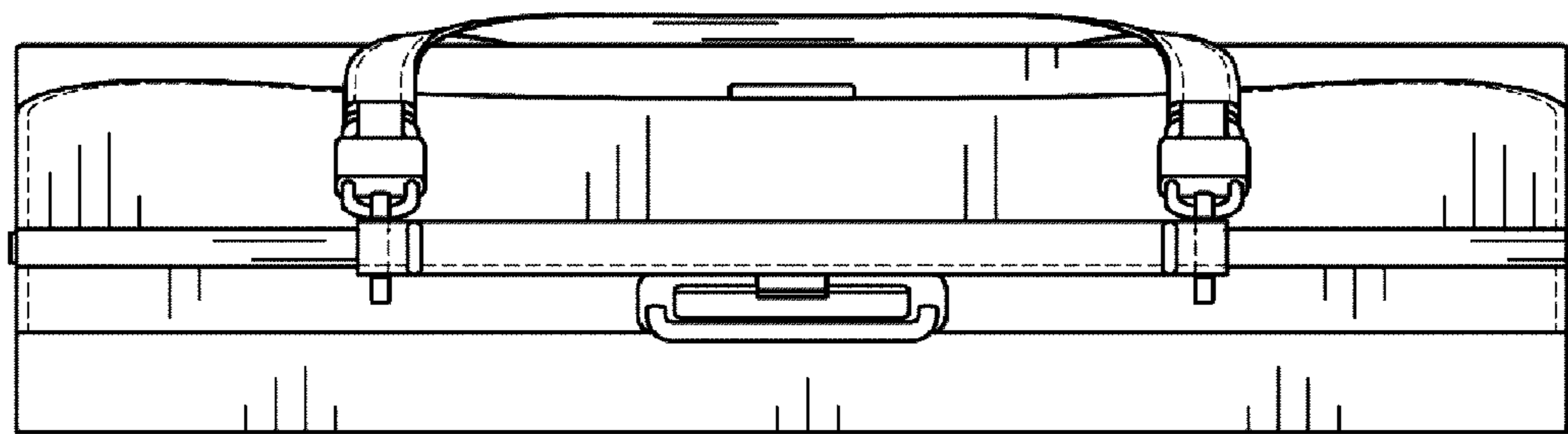


FIG. 5

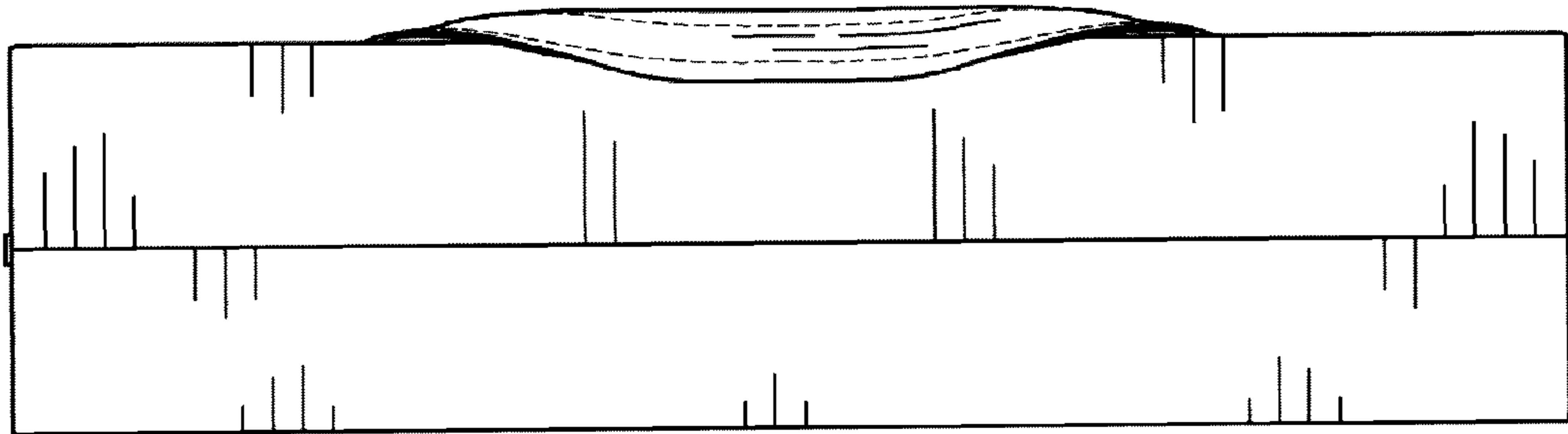


FIG. 6



FIG. 7