



US00D631646S

(12) **United States Design Patent**
Müller

(10) **Patent No.:** **US D631,646 S**

(45) **Date of Patent:** **** Feb. 1, 2011**

(54) **SHOE SOLE**

(75) Inventor: **Karl Müller**, Roggwil (CH)

(73) Assignee: **Joya Schuhe AG**, Roggwil (CH)

(**) Term: **14 Years**

(21) Appl. No.: **29/356,343**

(22) Filed: **Feb. 24, 2010**

(30) **Foreign Application Priority Data**

Oct. 22, 2009 (CH) 136471

(51) **LOC (9) Cl.** **02-04**

(52) **U.S. Cl.** **D2/954; D2/951**

(58) **Field of Classification Search** D2/902,
D2/908, 916, 918, 925, 946, 947, 951-954,
D2/956-962, 977; 36/3 B, 22 R, 24.5, 25 R,
36/28, 32 R, 34 R, 59 C, 103

See application file for complete search history.

(56) **References Cited**

U.S. PATENT DOCUMENTS

2,090,881	A *	8/1937	Wilson	36/29
D286,820	S *	11/1986	Lu	D2/908
D319,338	S *	8/1991	Nakano	D2/954
6,055,746	A *	5/2000	Lyden et al.	36/29
D466,682	S *	12/2002	Ortuno Santa	D2/954
D475,182	S *	6/2003	Matis	D2/956
D498,350	S *	11/2004	Recchi	D2/956
D545,534	S *	7/2007	McClaskie	D2/959
D549,937	S *	9/2007	Matis et al.	D2/956
D549,938	S *	9/2007	Belley et al.	D2/956

D554,331	S *	11/2007	Matis	D2/952
D560,334	S *	1/2008	Della Valle	D2/956
D560,883	S *	2/2008	McClaskie	D2/952
D580,142	S *	11/2008	Duffy	D2/955
D586,992	S *	2/2009	Duffy	D2/957
D591,944	S *	5/2009	Issler	D2/954
D607,634	S *	1/2010	Andersen et al.	D2/948
D608,997	S *	2/2010	Loverin et al.	D2/956
D608,998	S *	2/2010	Loverin et al.	D2/956
D613,483	S *	4/2010	Della Valle	D2/923
2005/0091881	A1 *	5/2005	Burgess	36/30 R
2008/0250666	A1 *	10/2008	Votolato	36/7.1 R
2009/0025260	A1 *	1/2009	Nakano	36/25 R
2010/0126043	A1 *	5/2010	Loverin et al.	36/103

* cited by examiner

Primary Examiner—T. Chase Nelson

(57) **CLAIM**

The ornamental design for a shoe sole, as shown and described.

DESCRIPTION

FIG. 1 is a bottom perspective view of the shoe sole, showing my new design;

FIG. 2 is a bottom plan view of FIG. 1;

FIG. 3 is a front end elevation view of FIG. 1;

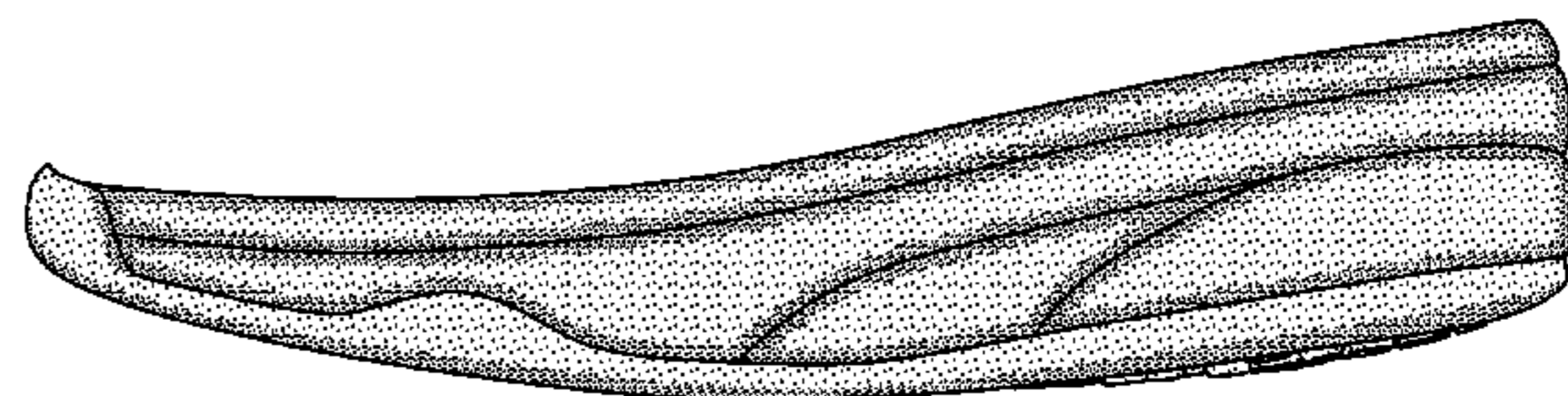
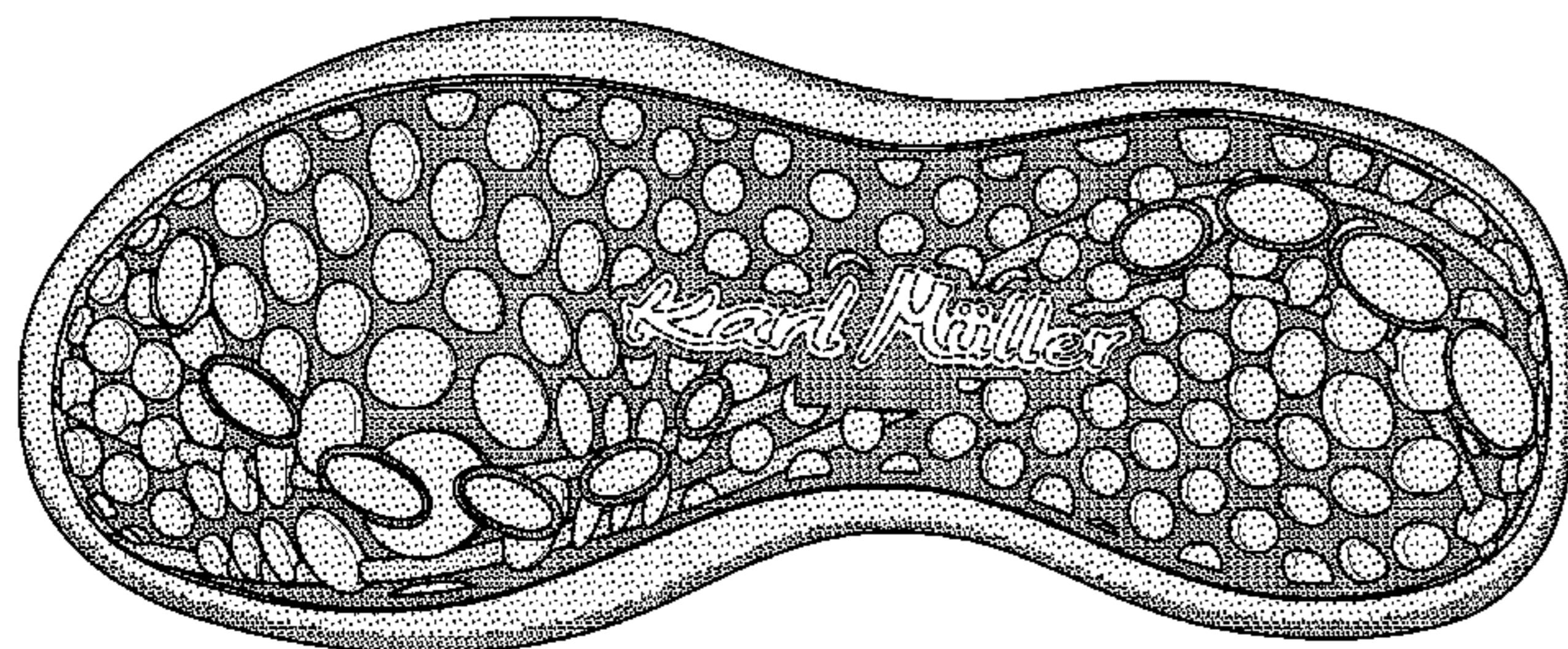
FIG. 4 is a rear end elevation view of FIG. 1;

FIG. 5 is a side elevation view from the right of FIG. 1; and,

FIG. 6 is a side elevation view from the left of FIG. 1.

The broken lines depict portions of the shoe sole that form no part of the claimed design.

1 Claim, 4 Drawing Sheets



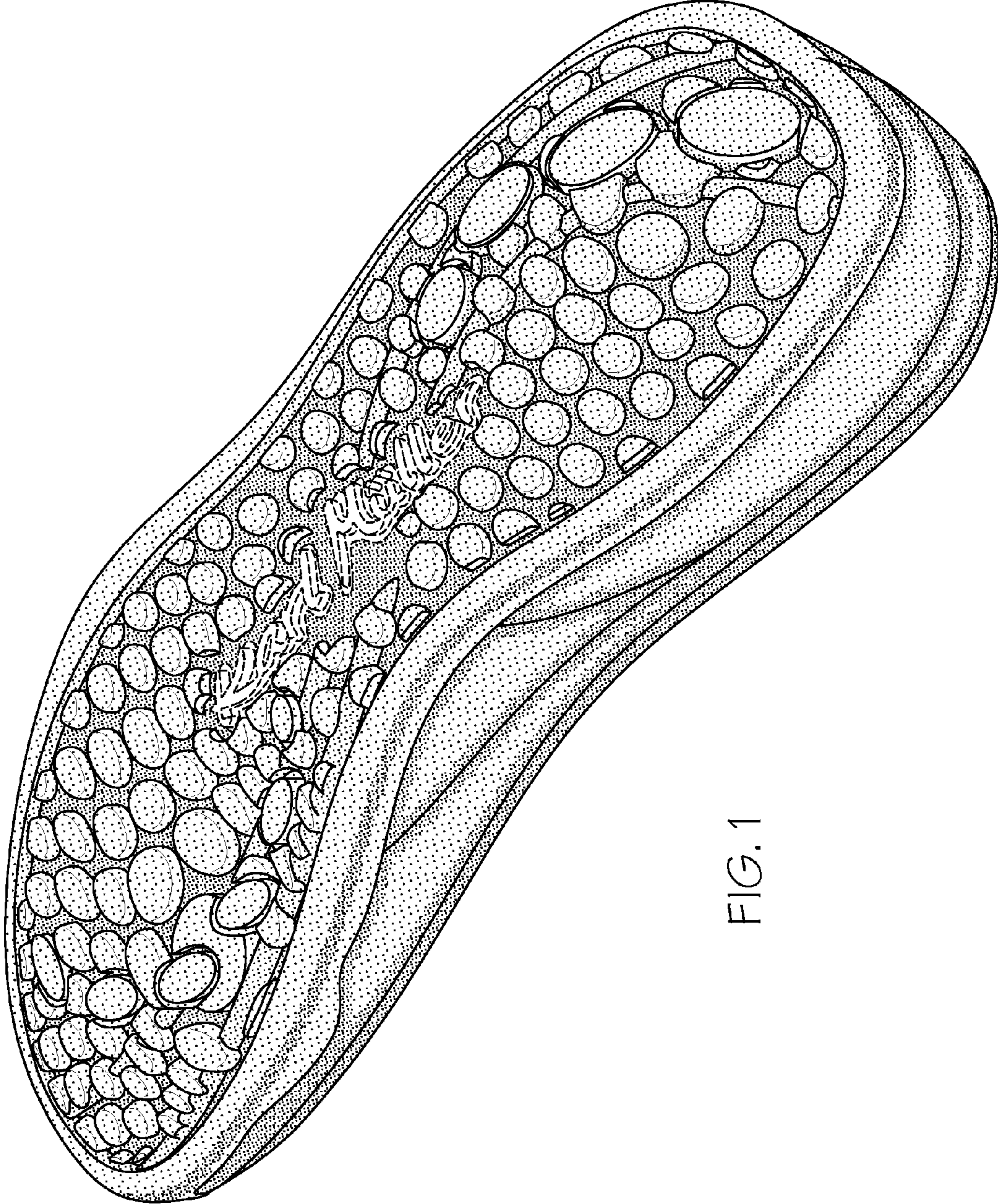


FIG. 1

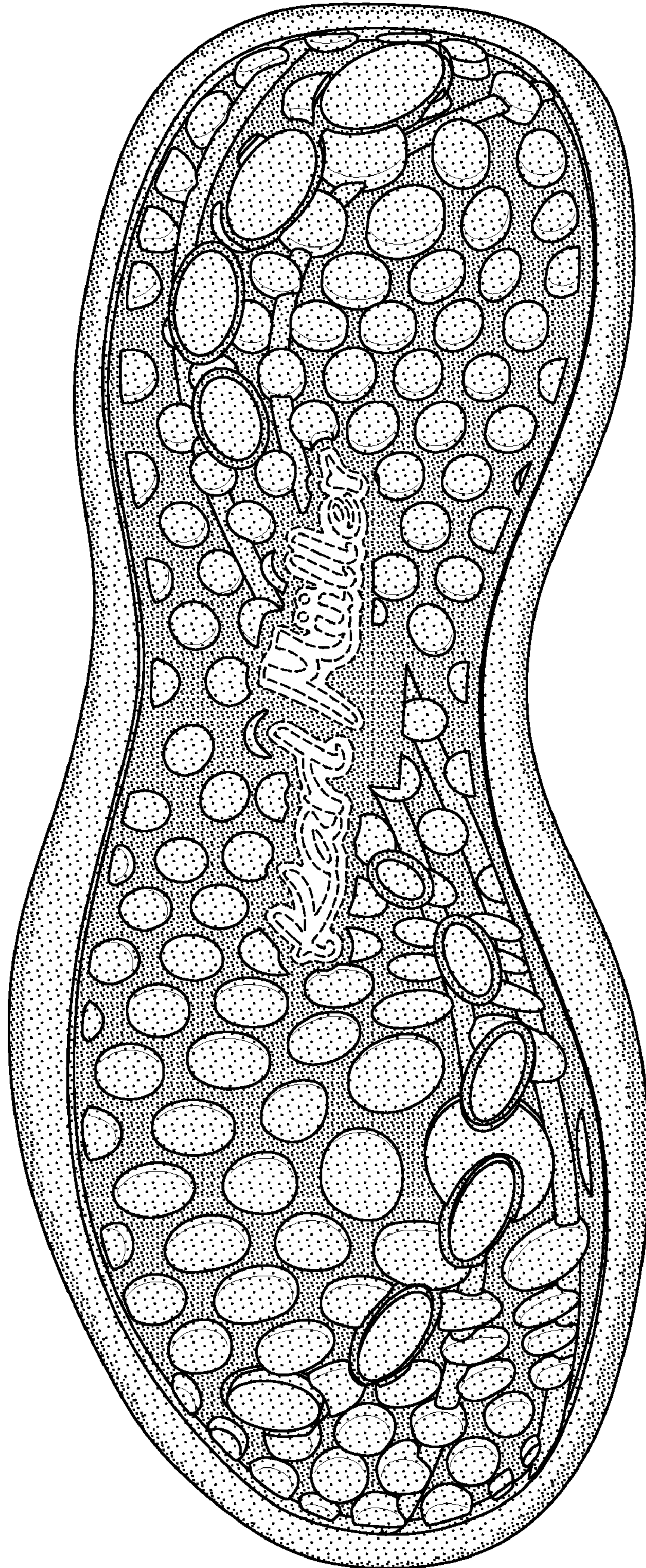


FIG. 2

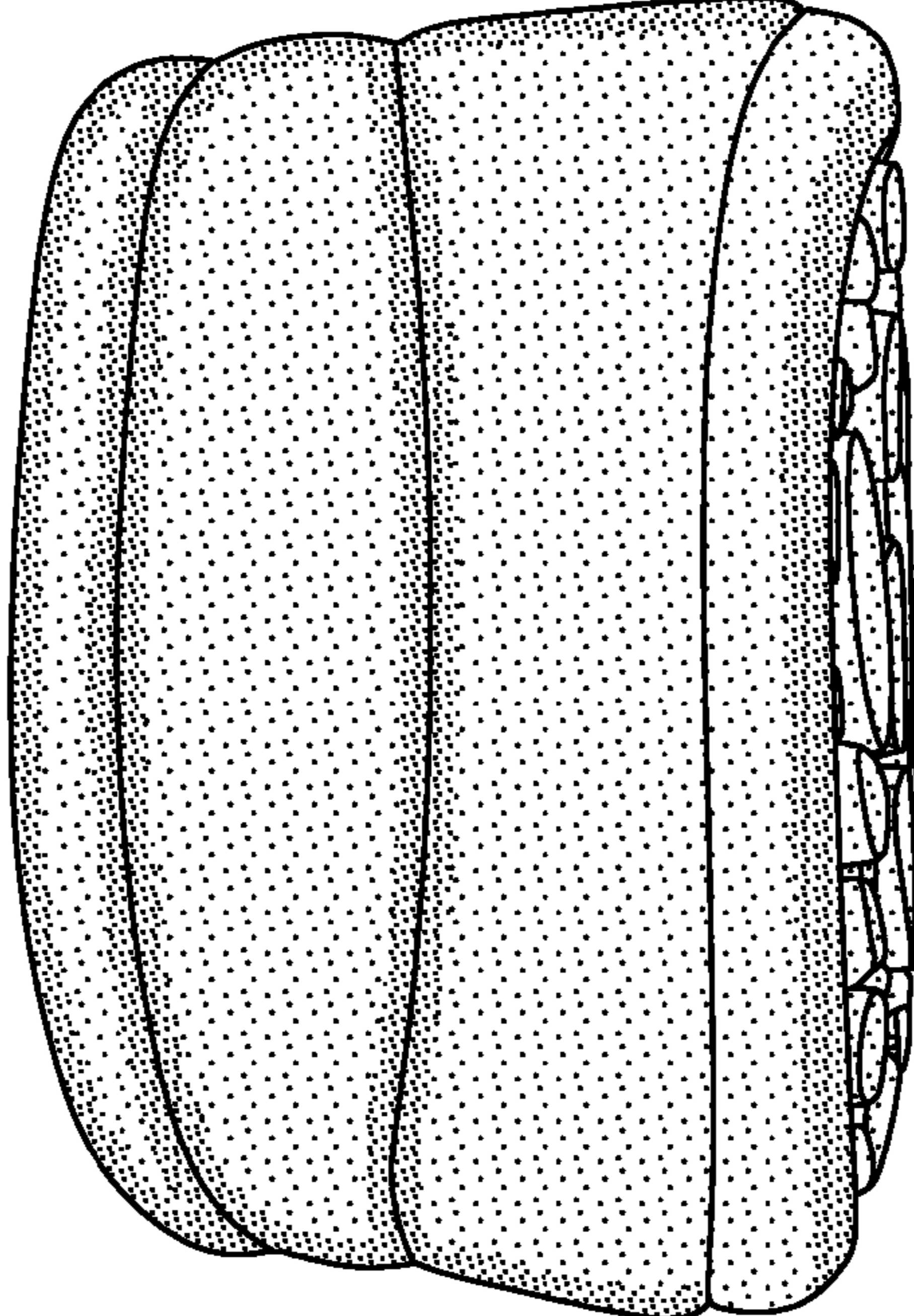


FIG. 4




FIG. 3

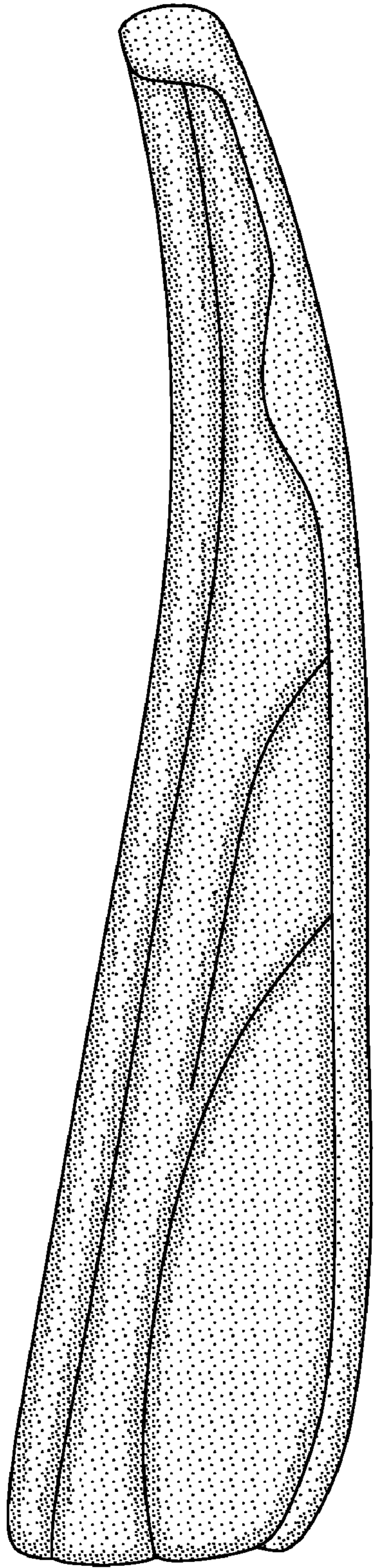


FIG. 5

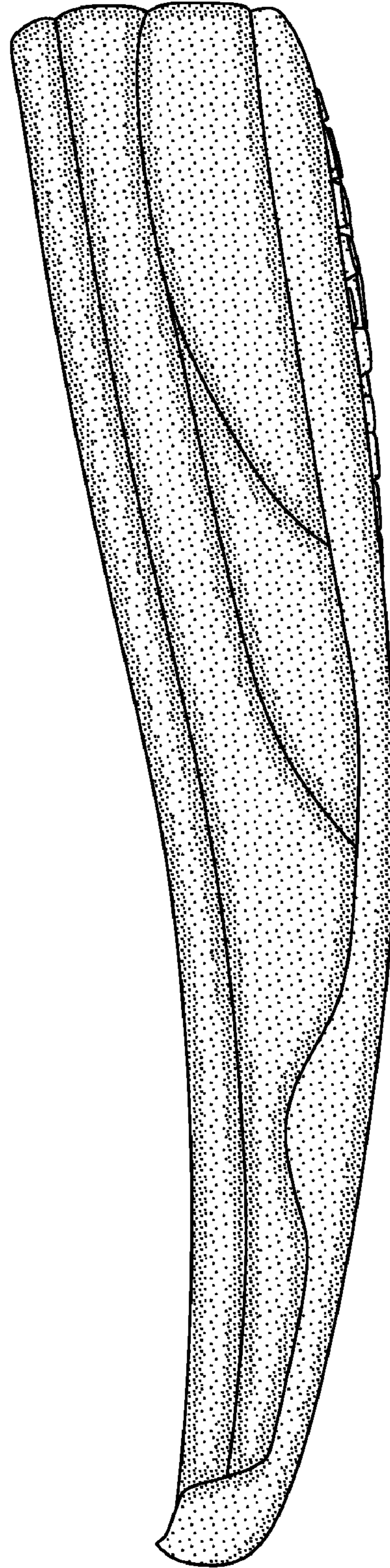


FIG. 6