



US00D631624S

(12) **United States Design Patent**
Chung et al.

(10) **Patent No.:** **US D631,624 S**
(45) **Date of Patent:** **** Jan. 25, 2011**

(54) **WASHING MACHINE**

(75) Inventors: **Wook Jun Chung**, Seoul (KR); **Min Dong**, Seoul (KR); **Jong Hee Han**, Gyeonggi-do (KR); **Tae Woo Yoo**, Seoul (KR)

(73) Assignee: **LG Electronics Inc.**, Seoul (KR)

(**) Term: **14 Years**

(21) Appl. No.: **29/356,446**

(22) Filed: **Feb. 25, 2010**

(30) **Foreign Application Priority Data**

Aug. 26, 2009 (KR) 30-2009-0037844

(51) **LOC (9) Cl.** **15-05**

(52) **U.S. Cl.** **D32/6**

(58) **Field of Classification Search** D32/1,
D32/5-6, 8; 68/3 R, 5 R, 12.01, 12.08; 34/87-88,
34/524, 534; 312/31

See application file for complete search history.

(56) **References Cited**

U.S. PATENT DOCUMENTS

D496,709 S * 9/2004 Suh et al. D32/6
D517,257 S * 3/2006 Kim et al. D32/6
D520,686 S * 5/2006 Jeon et al. D32/6

D551,401 S * 9/2007 Jeon et al. D32/6
D552,807 S * 10/2007 Jeon et al. D32/6
D582,105 S * 12/2008 Cho et al. D32/6

* cited by examiner

Primary Examiner—T. Chase Nelson

Assistant Examiner—Kathleen M Sims

(74) *Attorney, Agent, or Firm*—Birch, Stewart, Kolasch & Birch, LLP

(57) **CLAIM**

The ornamental design for a washing machine, as shown and described.

DESCRIPTION

FIG. 1 is a top, front, perspective view of a washing machine showing our new design;

FIG. 2 is a front view thereof;

FIG. 3 is a rear view thereof;

FIG. 4 is a left side view thereof;

FIG. 5 is a right side view thereof;

FIG. 6 is a top plan view thereof; and,

FIG. 7 is a bottom plan view thereof.

The broken line showing is for illustrative purposes only and forms no part of the claimed design.

1 Claim, 7 Drawing Sheets




FIG. 1




FIG. 2

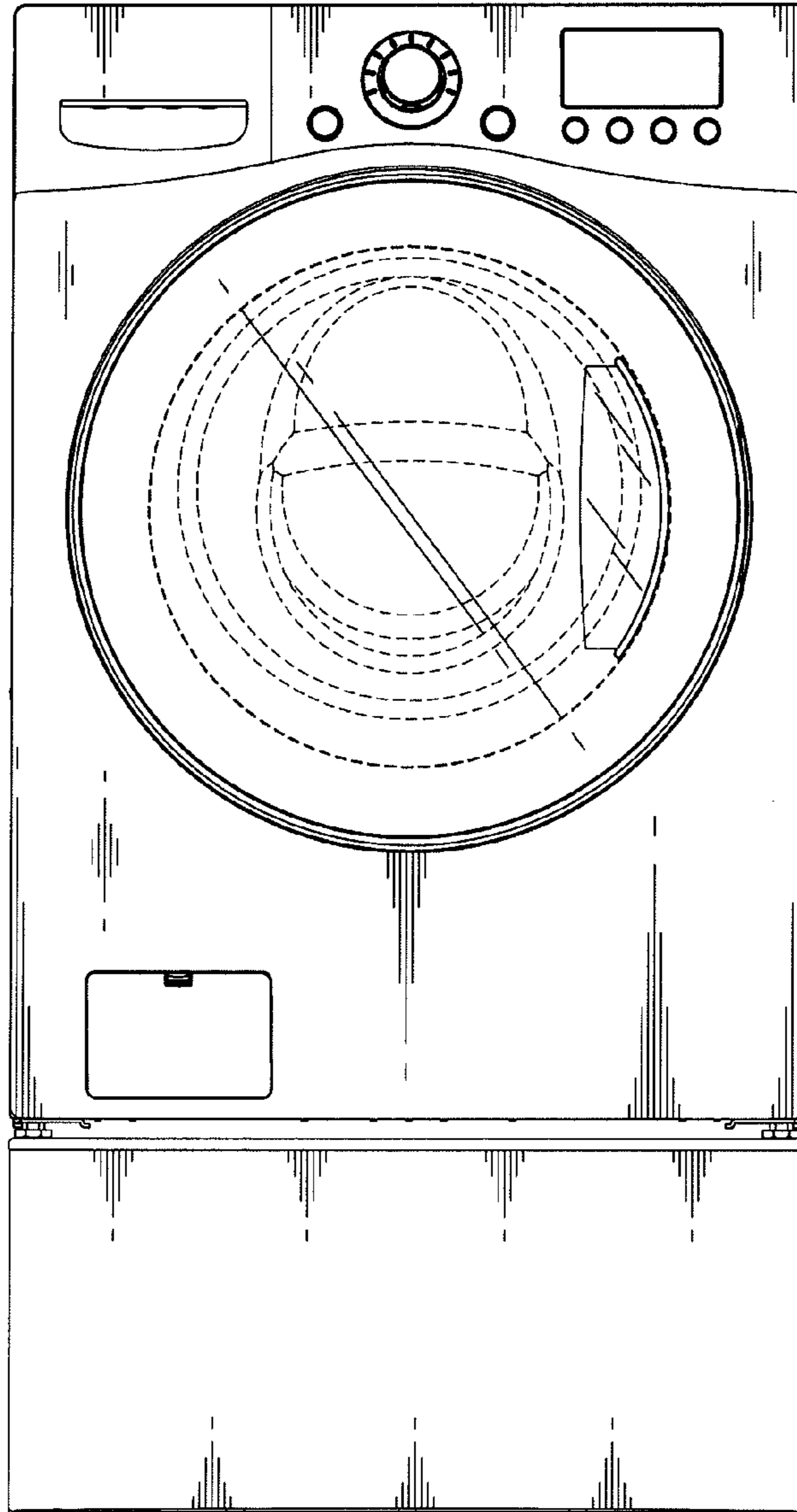


FIG. 3

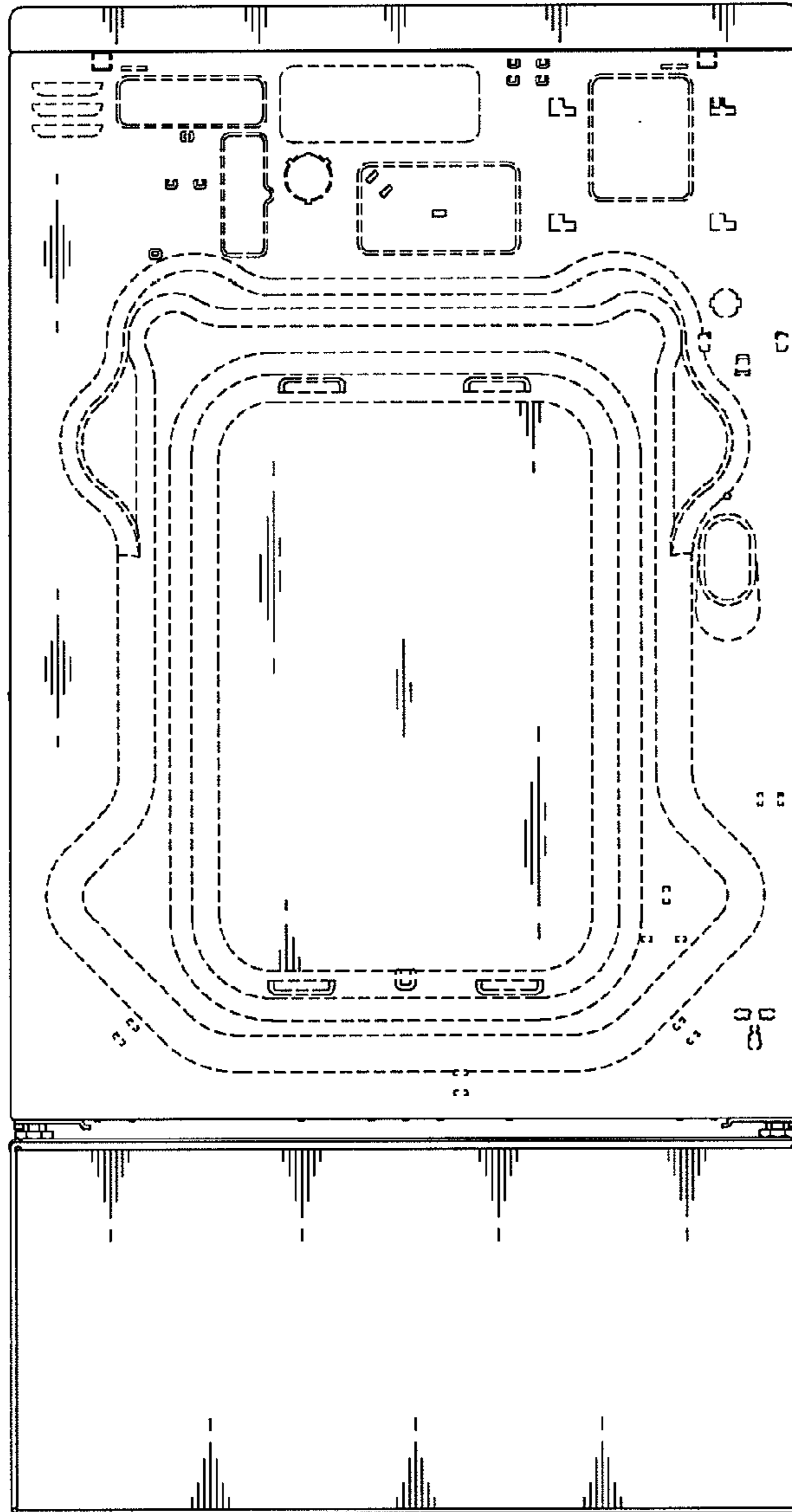


FIG. 4

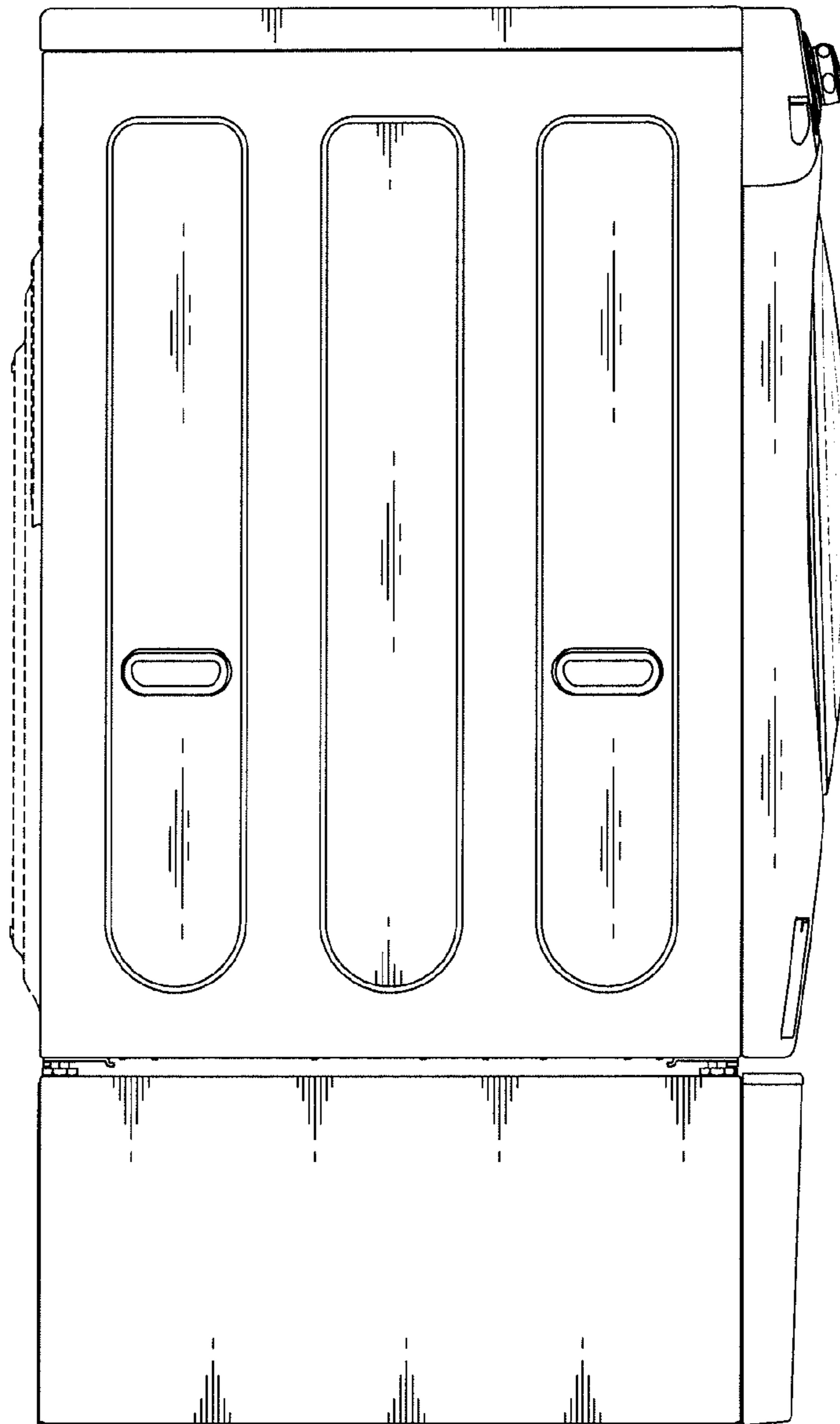


FIG. 5

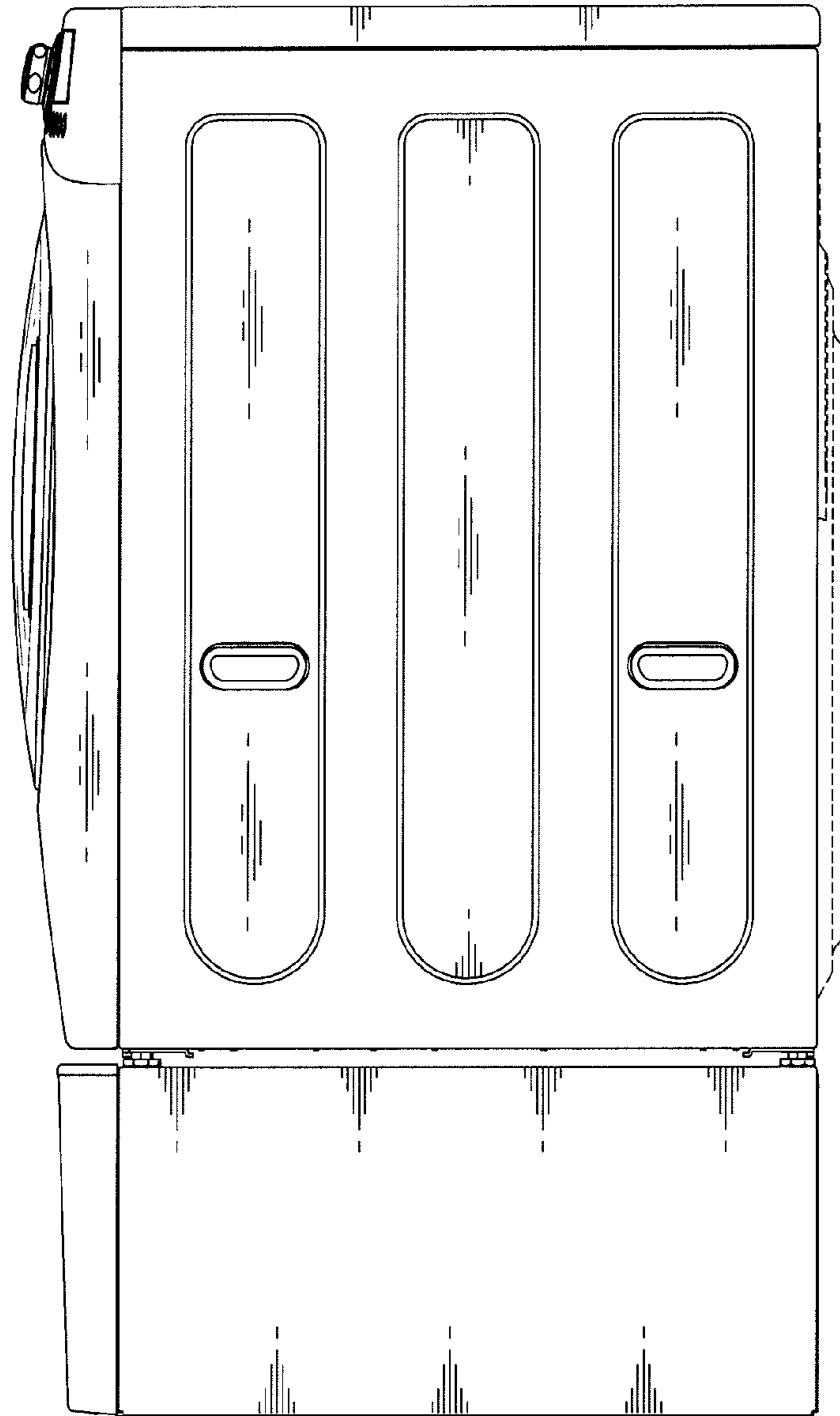


FIG. 6

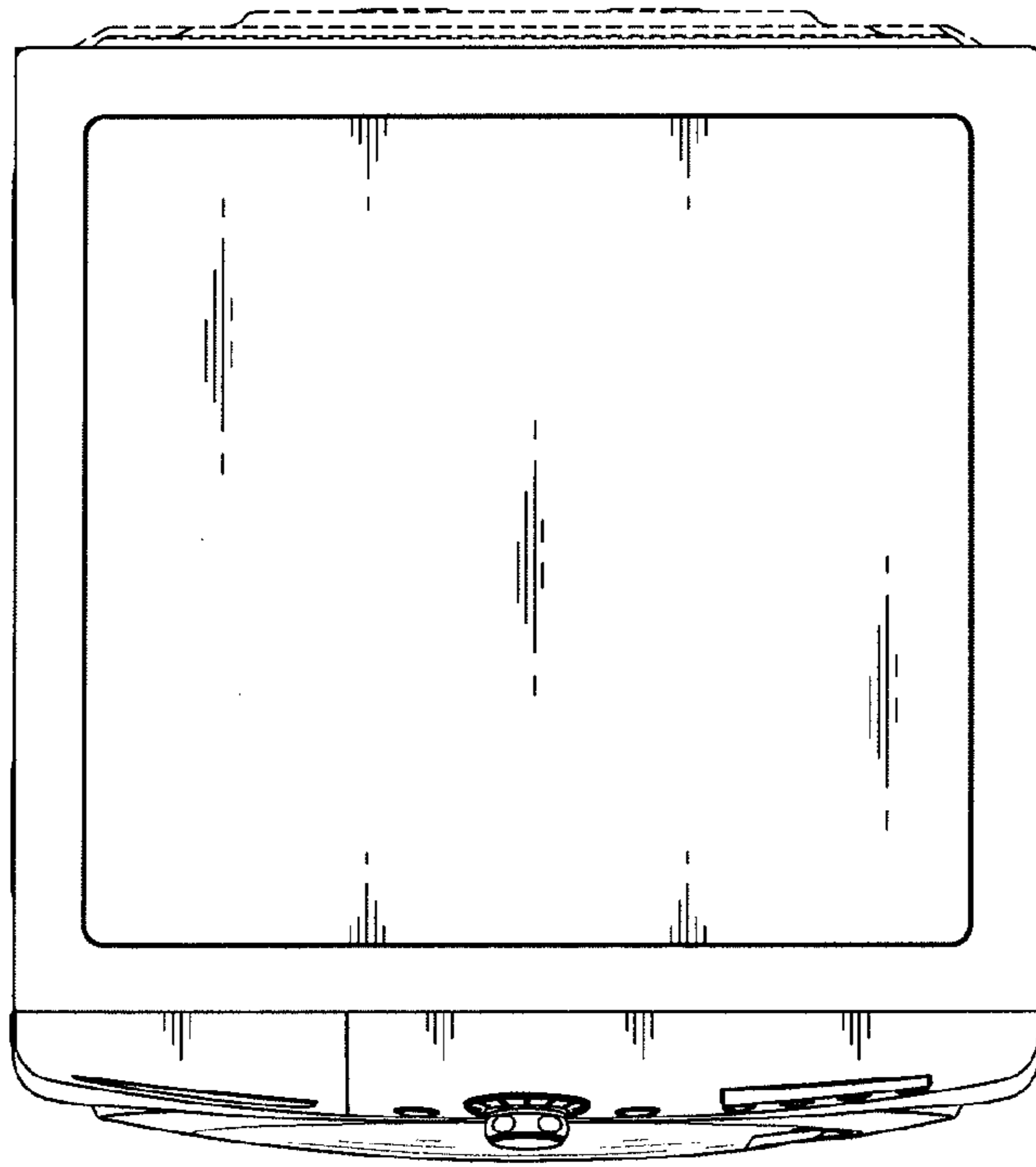


FIG. 7

