



US00D631620S

(12) **United States Design Patent**
Choi et al.

(10) **Patent No.:** **US D631,620 S**
(45) **Date of Patent:** **** Jan. 25, 2011**

(54) **ULTRASONIC CLEANER**

(75) Inventors: **Yautam Choi**, Shenzhen (CN); **Edmond Choi**, Shenzhen (CN)

(73) Assignee: **Eumax Technology (Shenzhen) Ltd.**,
Guangdong Province (CN)

(**) Term: **14 Years**

(21) Appl. No.: **29/350,349**

(22) Filed: **Nov. 16, 2009**

(30) **Foreign Application Priority Data**

Sep. 11, 2009 (CN) 2009 3 0169265

(51) **LOC (9) Cl.** **15-05**

(52) **U.S. Cl.** **D32/1**

(58) **Field of Classification Search** D32/1;
D24/217; 134/117, 135, 184, 198, 200
See application file for complete search history.

(56) **References Cited**

U.S. PATENT DOCUMENTS

- D108,508 S * 2/1938 Finn D24/217
- D206,260 S * 11/1966 Yeaman D32/1
- 3,478,758 A * 11/1969 Davies 134/85
- D229,220 S * 11/1973 Pulos D24/217
- D261,423 S * 10/1981 Geissler D24/217
- D269,370 S * 6/1983 Groff D24/217
- D307,653 S * 5/1990 Weirsman et al. D32/1
- D307,654 S * 5/1990 Weirsman et al. D32/1

- D322,337 S * 12/1991 Padgett D32/1
- D347,696 S * 6/1994 Tominaga D24/217
- D406,416 S * 3/1999 Chan D32/1
- 6,328,828 B1 * 12/2001 Rusczyk 148/558
- D463,076 S * 9/2002 Nottingham et al. D32/1
- 7,234,195 B2 * 6/2007 Matsushita 15/302
- 7,252,102 B1 * 8/2007 Grass et al. 134/184
- D575,911 S * 8/2008 Greenidge et al. D32/1
- D593,262 S * 5/2009 Gong D32/1

* cited by examiner

Primary Examiner—T. Chase Nelson
Assistant Examiner—Kathleen M Sims

(57) **CLAIM**

The ornamental design for ultrasonic cleaner, as shown and described.

DESCRIPTION

FIG. 1 is a front elevational view of an ultrasonic cleaner showing my new design;

FIG. 2 is a rear elevational view thereof;

FIG. 3 is a left side view thereof;


FIG. 4 is a right side view thereof;

FIG. 5 is a top plan view thereof; and,

FIG. 6 is a bottom plan view thereof.

The broken lines shown form no part of the claimed design. The front details as shown in FIG. 1 are flush with the surface.

1 Claim, 5 Drawing Sheets



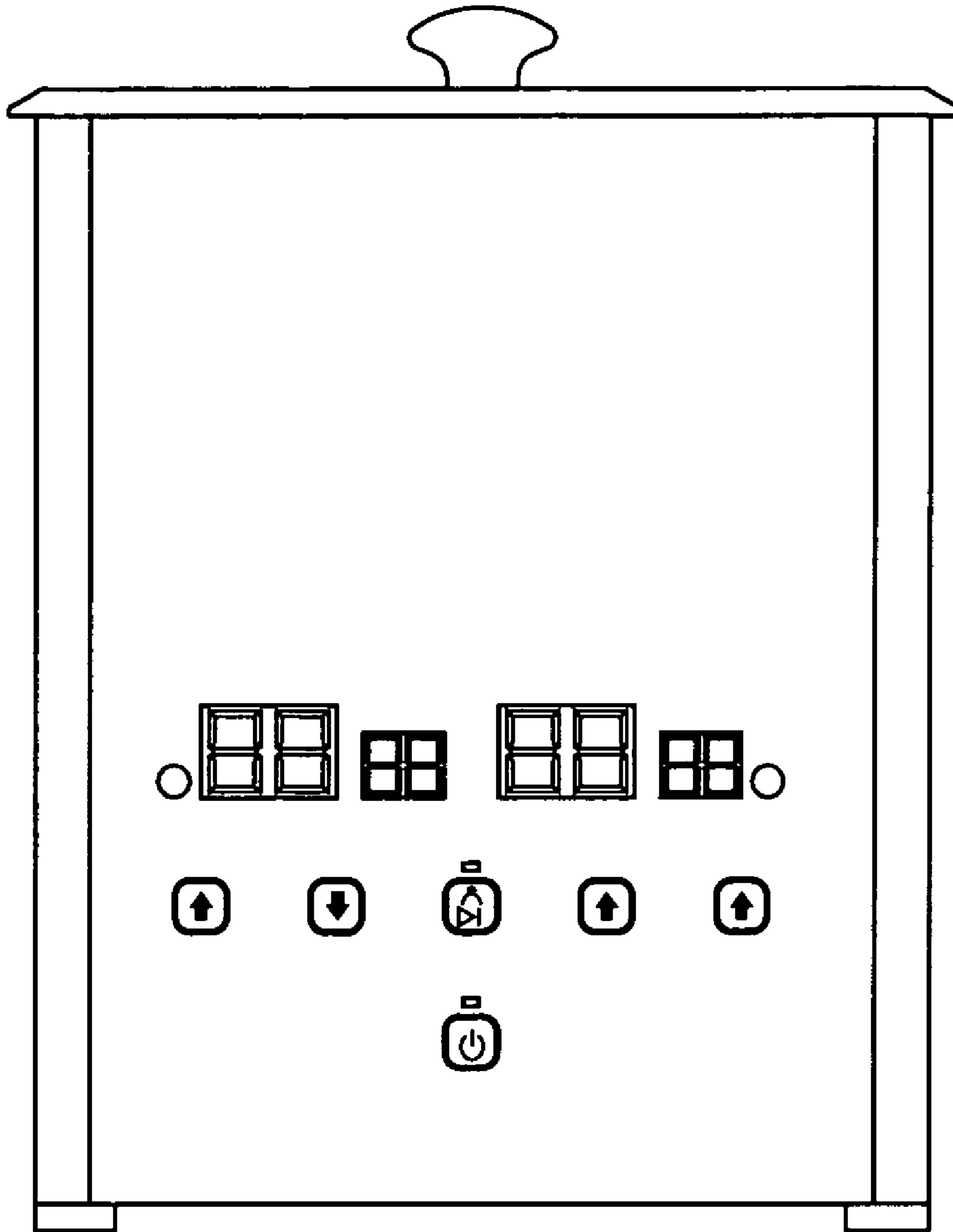


FIG. 1




FIG. 2




FIG. 3




FIG. 4

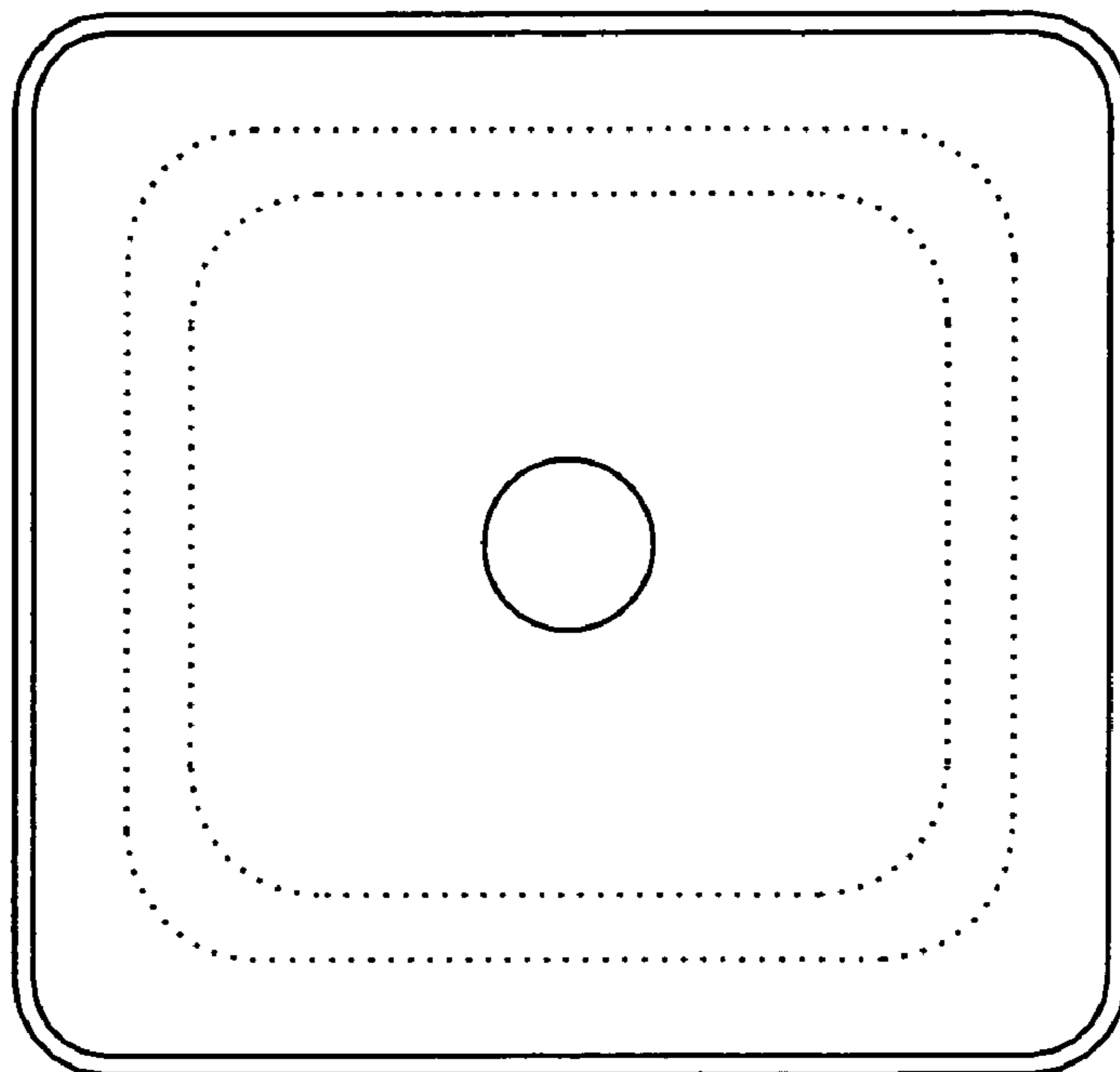


FIG. 5




FIG. 6