

US00D631614S

(12) **United States Design Patent**
Renaud-Goud et al.

(10) **Patent No.:** **US D631,614 S**

(45) **Date of Patent:** **** *Jan. 25, 2011**

(54) **PORTION OF A SPORTS HELMET**

(75) Inventors: **Gilles Renaud-Goud**, Gruffy (FR);
Hervé Favre-Felix, Villaz (FR)

(73) Assignee: **Salomon S.A.S.**, Metz-Tessy (FR)

(*) Notice: This patent is subject to a terminal disclaimer.

(**) Term: **14 Years**

(21) Appl. No.: **29/315,747**

(22) Filed: **Jul. 21, 2009**

(30) **Foreign Application Priority Data**

Jan. 21, 2009 (EM) 001073100

(51) **LOC (9) Cl.** **29-02**

(52) **U.S. Cl.** **D29/122**

(58) **Field of Classification Search** D29/102-106,
D29/108, 122; 2/6.6, 455, 410-411, 414,
2/421, 423-425; 148/857, 864, 866-867
See application file for complete search history.

(56) **References Cited**

U.S. PATENT DOCUMENTS

D552,800 S * 10/2007 Ho D29/105

D566,341 S * 4/2008 Verhaeghe D29/122
D577,156 S * 9/2008 Udelhofen et al. D29/122
D598,167 S * 8/2009 Broersma et al. D29/105
2006/0143807 A1 * 7/2006 Udelhofen et al. 2/425

* cited by examiner

Primary Examiner—Elizabeth A Albert

Assistant Examiner—Kelley A Donnelly

(74) *Attorney, Agent, or Firm*—Terence P. O'Brien

(57) **CLAIM**

We claim the ornamental design for a portion of a sports helmet, as shown and described.

DESCRIPTION

FIG. 1 is a left side elevational view of a portion of a sports helmet;

FIG. 2 is a right side elevational view of the portion of a sports helmet of FIG. 1; and,

FIG. 3 is a rear elevational view of the portion of a sports helmet of FIG. 1.

The broken (dashed) lines shown in FIGS. 1 through 3 are included for the purpose of illustrating environmental elements only and form no part of the claimed design. The short and long dashed lines seen in FIGS. 1, 2, and 3 represent boundary lines and form no part of the claimed design.

1 Claim, 1 Drawing Sheet

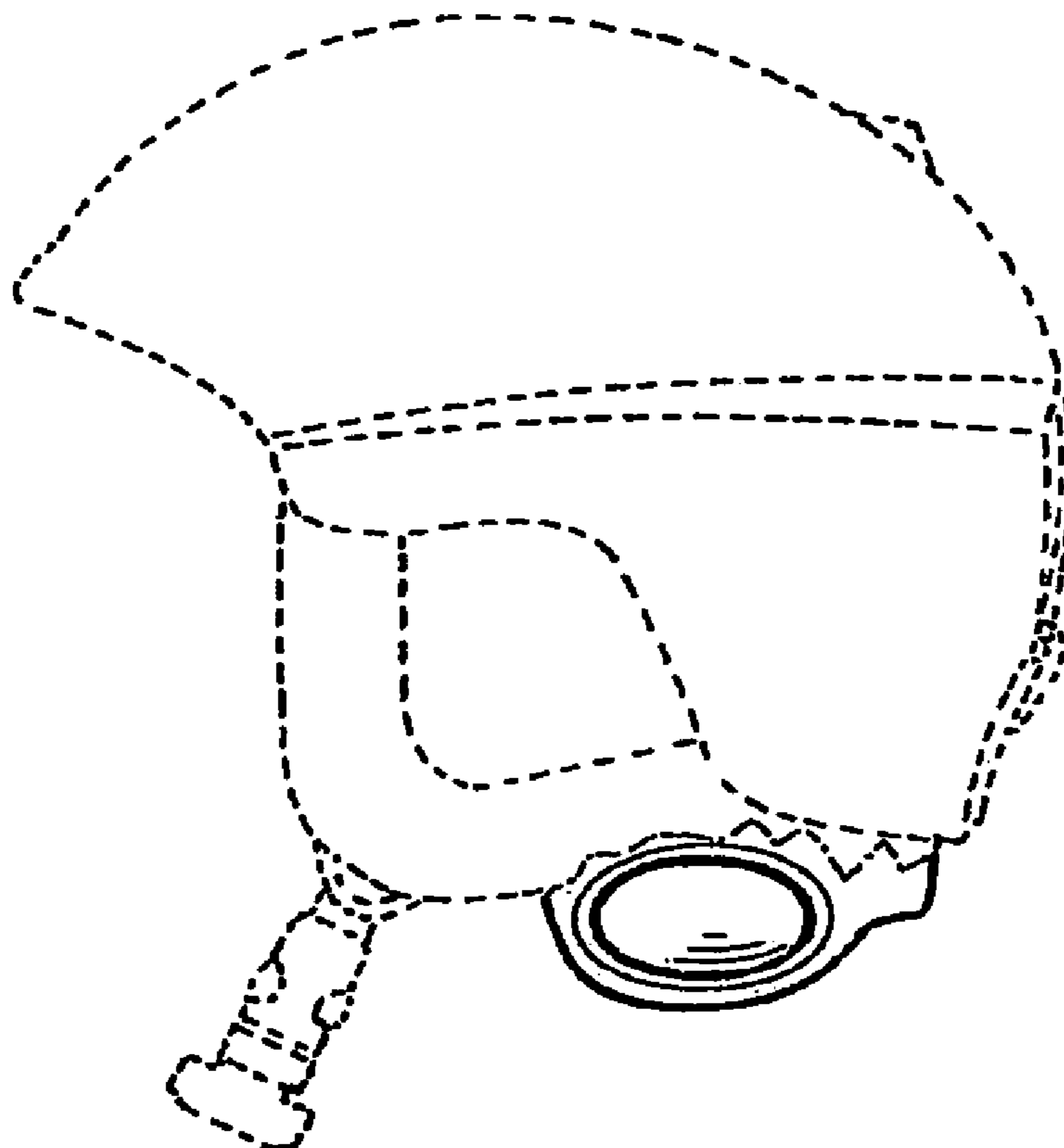


FIGURE 1

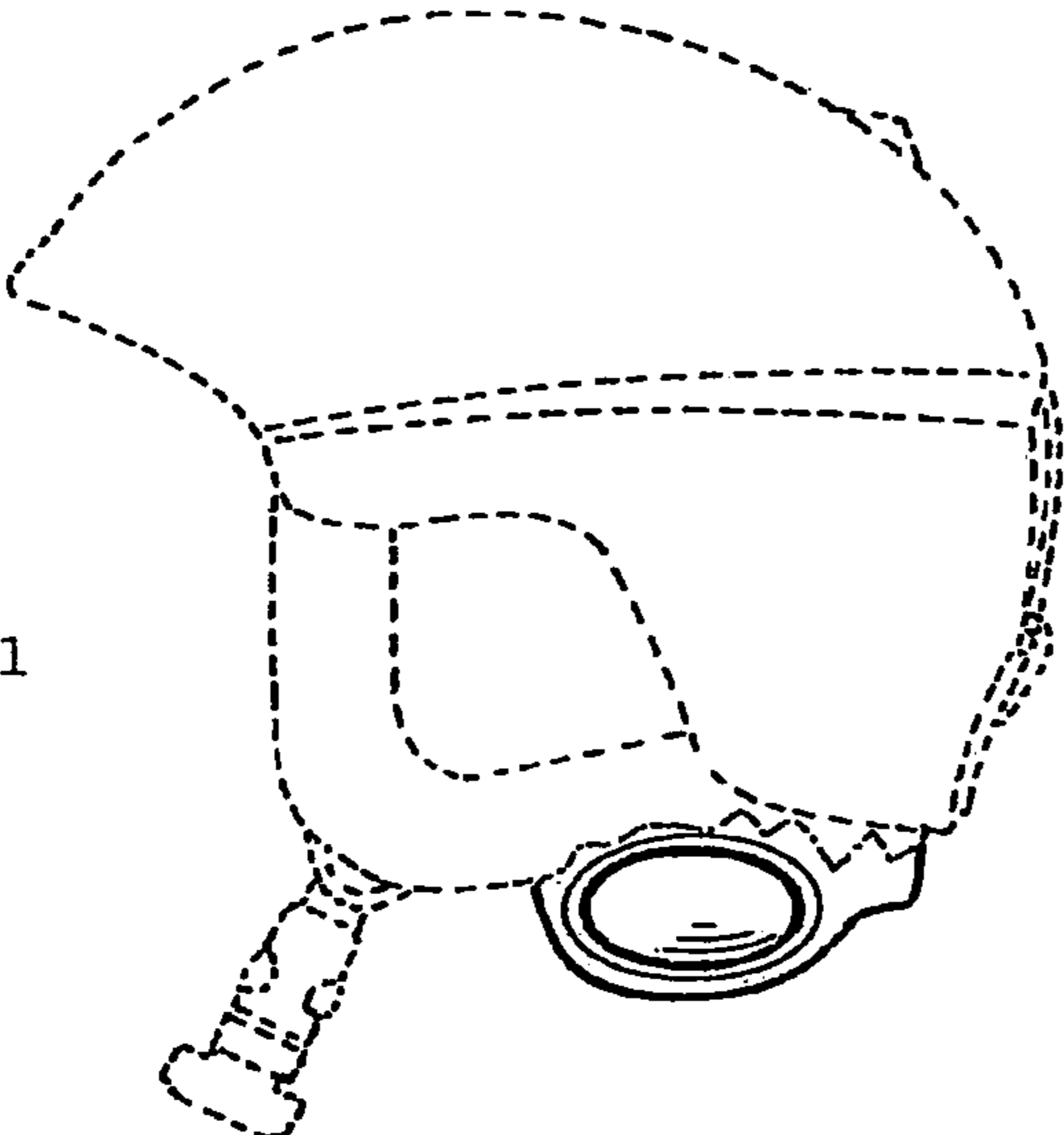


FIGURE 2

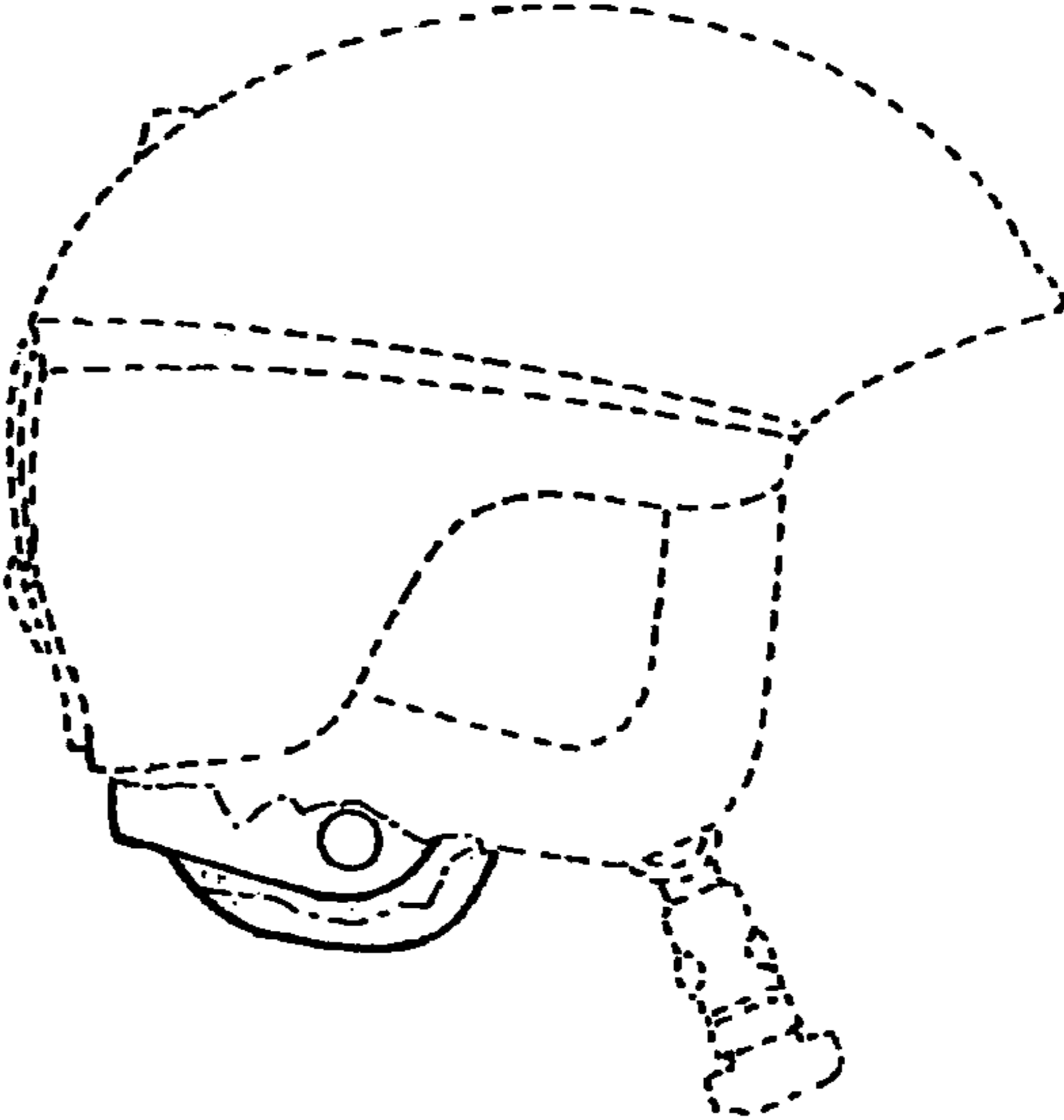


FIGURE 3

