



US00D631604S

(12) **United States Design Patent**
Michaels et al.

(10) **Patent No.:** **US D631,604 S**
(45) **Date of Patent:** **** Jan. 25, 2011**

(54) **LASER COMB**

(75) Inventors: **David Michaels**, Delray Beach, FL
(US); **Henry Pearl**, Naremburn (AU)

(73) Assignee: **Lexington LaserComb IPAG**, St.
Gallen (CH)

(**) Term: **14 Years**

(21) Appl. No.: **29/341,621**

(22) Filed: **Aug. 10, 2009**

(51) **LOC (9) Cl.** **28-03**

(52) **U.S. Cl.** **D28/30**

(58) **Field of Classification Search** D28/7,
D28/20-22, 30-31; 132/53, 112, 126, 150,
132/208, 219.216

See application file for complete search history.

(56) **References Cited**

U.S. PATENT DOCUMENTS

5,297,882 A	3/1994	Kornides	
D372,336 S	7/1996	Kip	
5,569,368 A	10/1996	Larsky et al.	
6,022,163 A *	2/2000	Asfur	401/175
6,053,180 A *	4/2000	Kwan	132/232
D440,010 S	4/2001	Moura	
D442,331 S	5/2001	Pannozzo et al.	
6,286,518 B1	9/2001	Laporte	
6,336,428 B1 *	1/2002	Locke	119/625
6,378,529 B1	4/2002	Clemente Marco	
6,497,719 B2 *	12/2002	Pearl et al.	607/89

D474,561 S	5/2003	Glucksman et al.	
6,691,712 B2	2/2004	Chu et al.	
D505,265 S *	5/2005	Lee	D4/114
D519,674 S	4/2006	Chu et al.	
7,194,316 B2	3/2007	Bousfield et al.	
7,331,964 B2	2/2008	Maricle et al.	
D599,954 S *	9/2009	Michaels et al.	D28/30
2002/0077679 A1 *	6/2002	Lo	607/90
2003/0093915 A1 *	5/2003	Pearl et al.	34/96
2004/0193236 A1 *	9/2004	Altshuler et al.	607/88

* cited by examiner

Primary Examiner—Janice E Seeger

Assistant Examiner—Zenia I Bennett

(74) *Attorney, Agent, or Firm*—Christopher & Weisberg, P.A.

(57) **CLAIM**

The ornamental design for a laser comb, as shown.

DESCRIPTION

FIG. 1 is perspective view of a design for a laser comb;

FIG. 2 is a bottom view of the design for the laser comb;

FIG. 3 is a top view of the design for the laser comb;

FIG. 4 is a right side view the design for the laser comb;

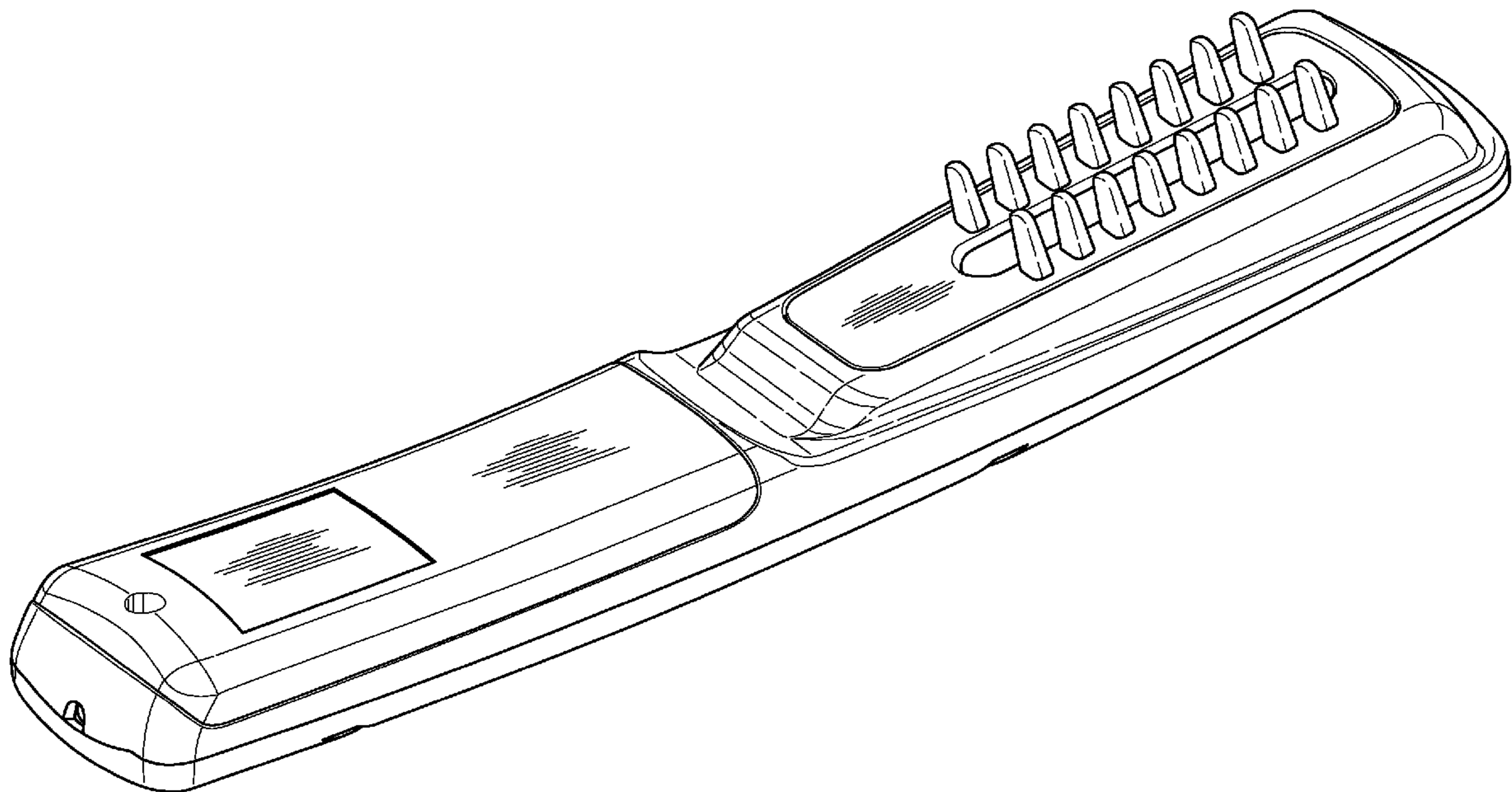
FIG. 5 is a left side view the design for the laser comb;

FIG. 6 is a front view of the design for the laser comb; and,

FIG. 7 is a rear view of the design for the laser comb.

The broken lines are for environmental purposes only and form no part of the claimed design.

1 Claim, 4 Drawing Sheets



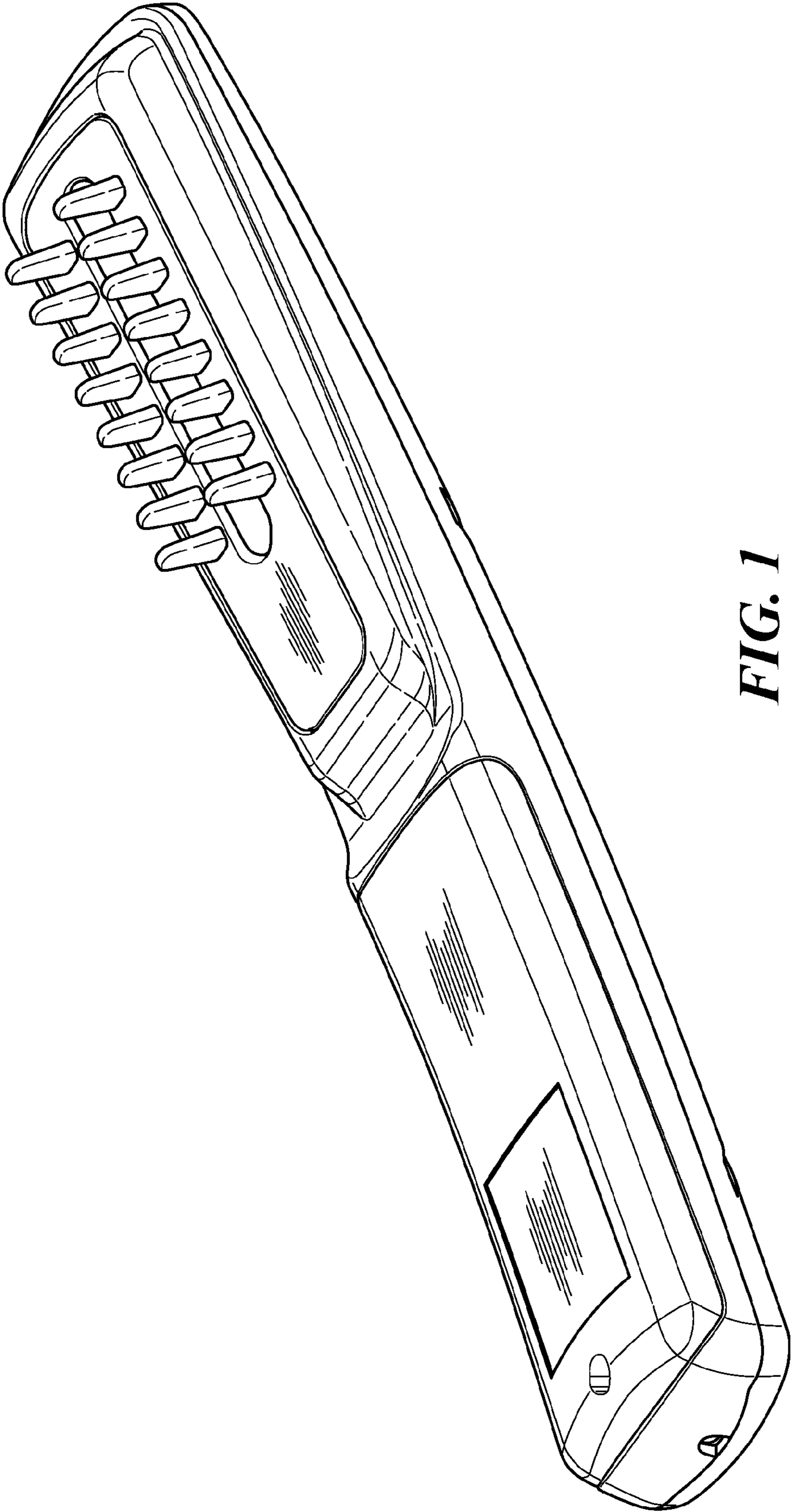


FIG. 1

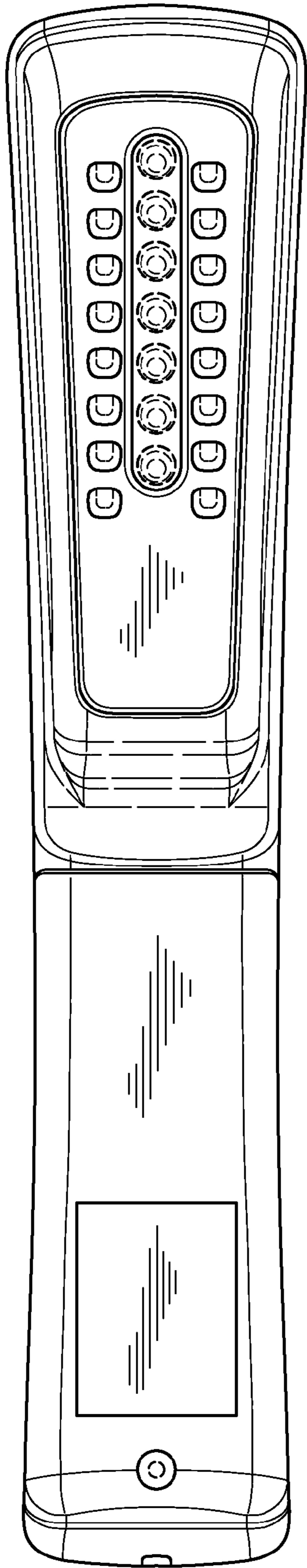


FIG. 2

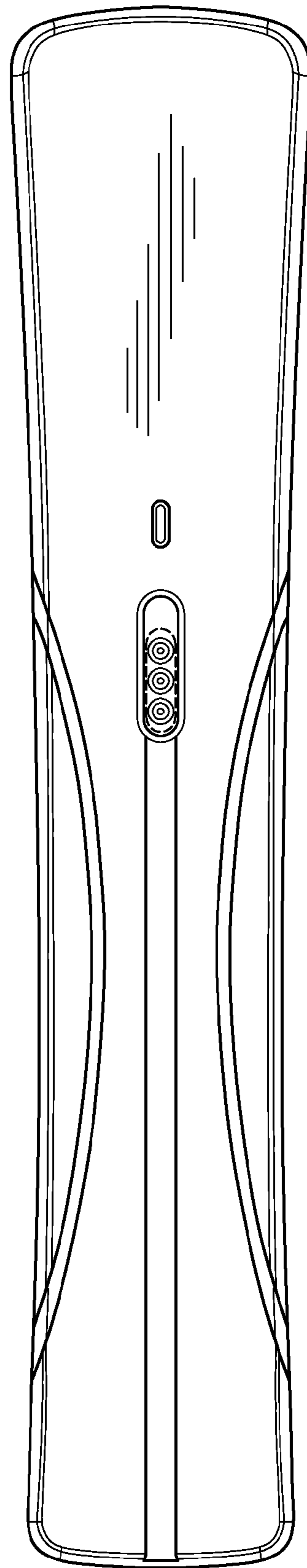


FIG. 3

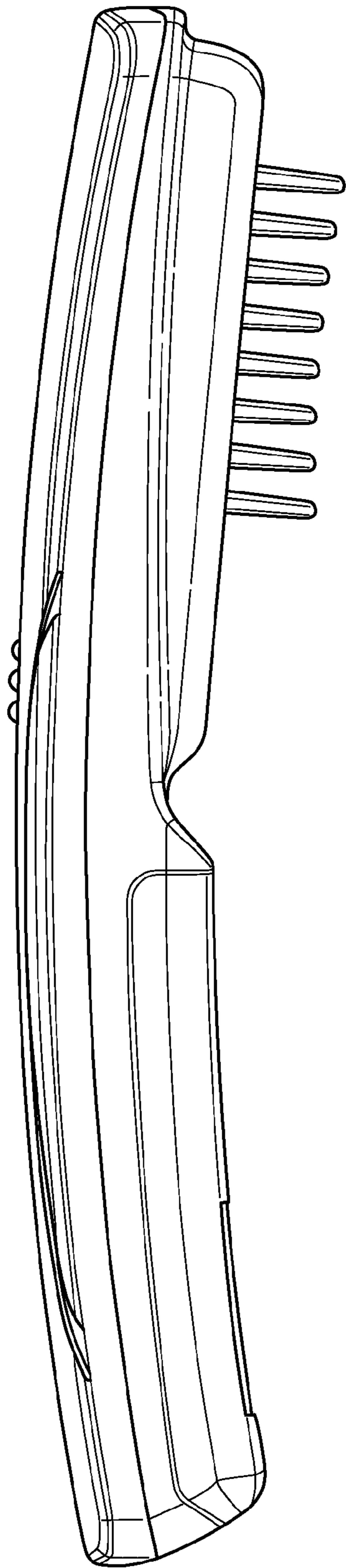


FIG. 4

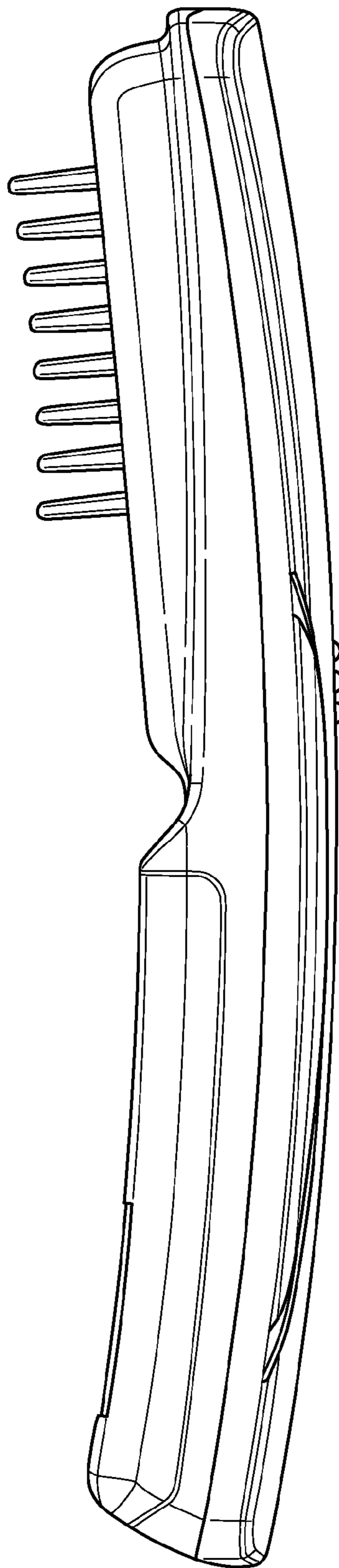


FIG. 5

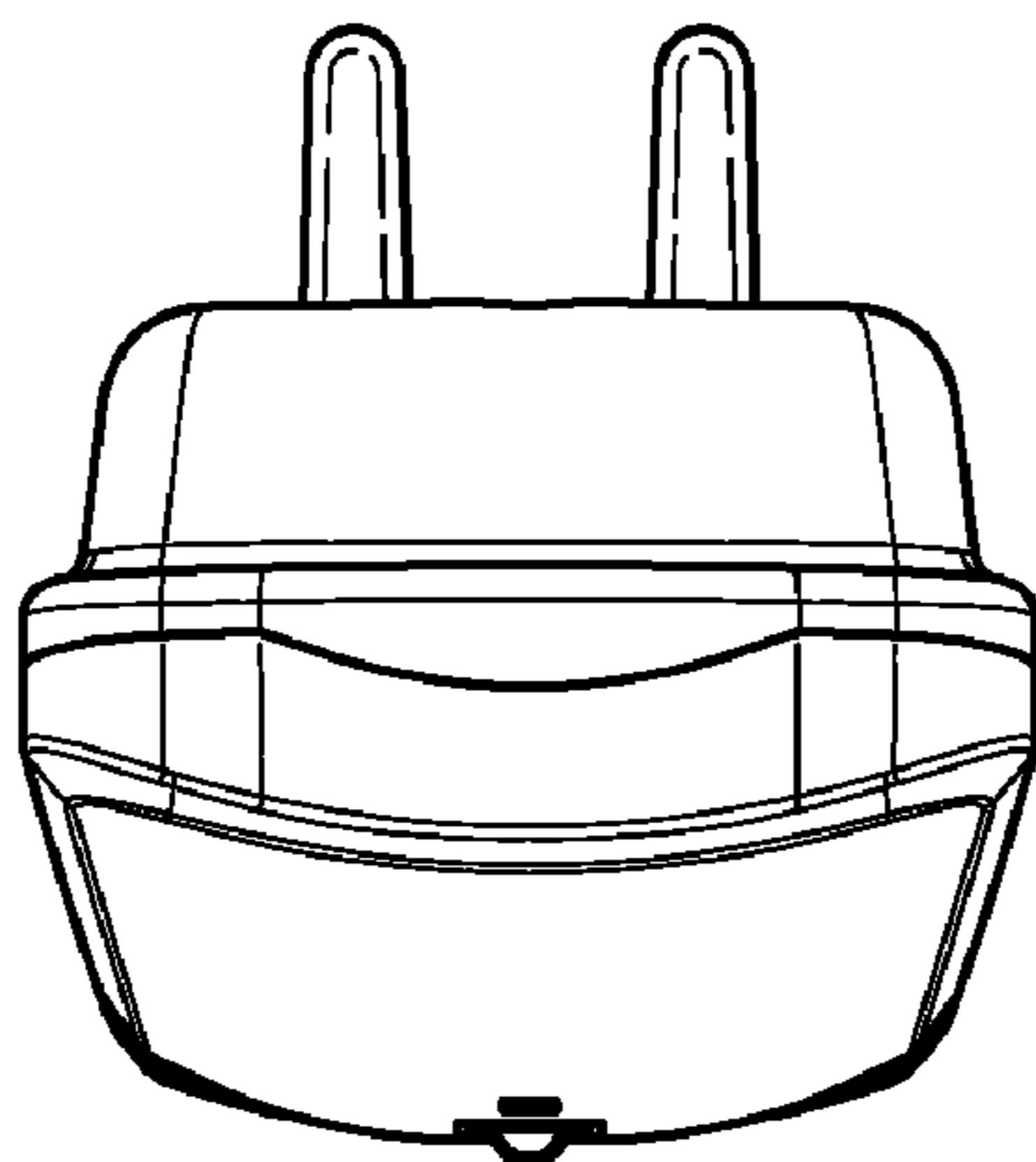


FIG. 6

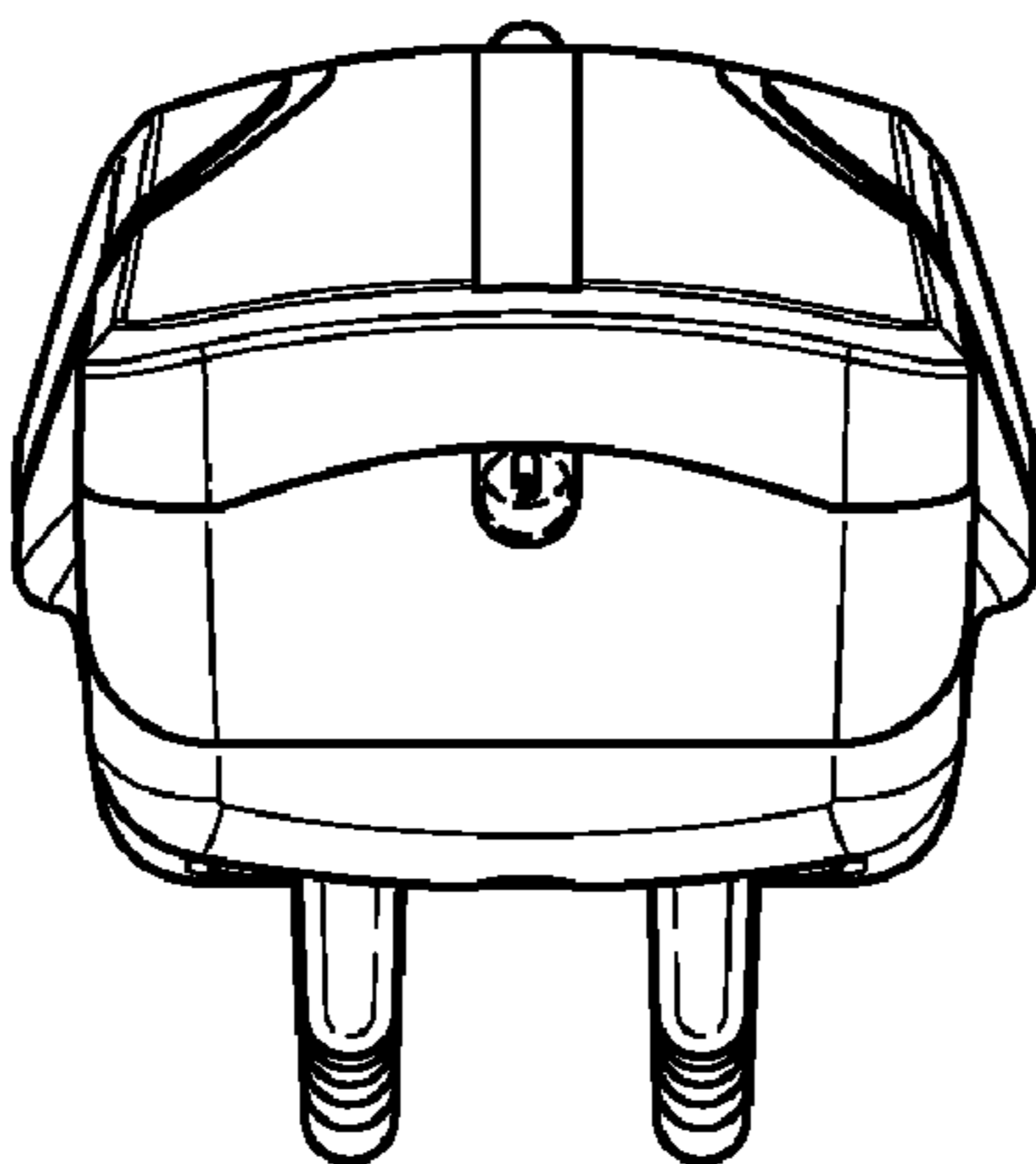


FIG. 7