



US00D631596S

(12) **United States Design Patent**
Sadler

(10) **Patent No.:** **US D631,596 S**
(45) **Date of Patent:** **** Jan. 25, 2011**

(54) **LAMP**

(75) Inventor: **Marc Sadler**, Milan (IT)

(73) Assignee: **Foscarini S.R.L.**, Marcon (IT)

(**) Term: **14 Years**

(21) Appl. No.: **29/347,201**

(22) Filed: **Oct. 23, 2009**

(30) **Foreign Application Priority Data**

Apr. 24, 2009 (EM) 1126825

(51) **LOC (9) Cl.** **26-03**

(52) **U.S. Cl.** **D26/93**

(58) **Field of Classification Search** D26/1,
D26/24, 67, 93-94, 104-110, 118; 362/3,
362/153, 186, 217, 255, 257, 277, 317, 351,
362/353, 362, 363, 382, 431, 433, 458, 806
See application file for complete search history.

(56) **References Cited**

U.S. PATENT DOCUMENTS

D443,716 S * 6/2001 Vong et al. D26/93

D544,637 S * 6/2007 McMinn D26/118
D548,875 S * 8/2007 Schieber D26/93
D593,705 S * 6/2009 Bilotti D26/118
D596,340 S * 7/2009 Sabernig D26/93
D604,452 S * 11/2009 Smith D26/118

* cited by examiner

Primary Examiner—Brian N Vinson

(74) *Attorney, Agent, or Firm*—Stein McEwen, LLP


(57) **CLAIM**

The ornamental design for a lamp, as shown, and described.

DESCRIPTION

FIG. 1 is a front perspective view of applicant's lamp;
FIG. 2 is right side perspective view of applicant's lamp;
FIG. 3 is left side perspective view of applicant's lamp;
FIG. 4 is a rear view of applicant's lamp; and,
FIG. 5 is a bottom view of applicant's lamp.

1 Claim, 4 Drawing Sheets






FIG. 1




FIG. 2




FIG. 3




FIG. 4

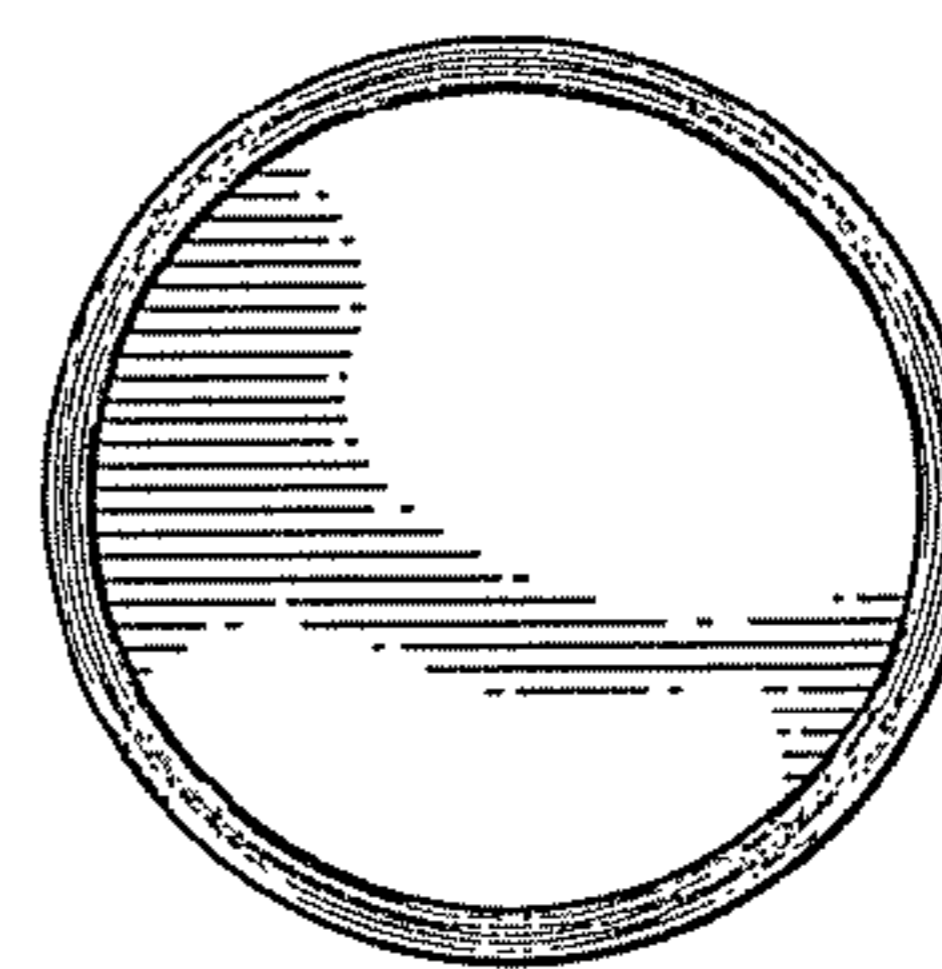


FIG. 5