

US00D631584S

(12) **United States Design Patent**  
**Hazumi et al.**

(10) **Patent No.:** **US D631,584 S**  
(45) **Date of Patent:** **\*\* Jan. 25, 2011**

(54) **REAR COMBINATION LAMP FOR AN  
AUTOMOBILE**

(75) Inventors: **Saburou Hazumi**, Kariya (JP); **Atsushi  
Gomi**, Kariya (JP)

(73) Assignee: **Toyota Jidosha Kabushiki Kaisha** (JP)

(\*\*) Term: **14 Years**

(21) Appl. No.: **29/353,378**

(22) Filed: **Jan. 7, 2010**

(51) **LOC (9) Cl.** ..... **26-06**

(52) **U.S. Cl.** ..... **D26/28**

(58) **Field of Classification Search** ..... D26/28-36;  
362/459-468, 475-478, 485-487  
See application file for complete search history.

(56) **References Cited**

**U.S. PATENT DOCUMENTS**

D549,363 S *	8/2007	Pfeiffer	.....	D26/28
D552,769 S *	10/2007	Leclercq	.....	D26/28
D553,268 S *	10/2007	Pfeiffer	.....	D26/28
D561,357 S *	2/2008	Leclercq	.....	D26/28

**OTHER PUBLICATIONS**

Toyota RAV4, Brochure of RAV4, Toyota, Sep. 2008.  
Toyota Rash, Brochure of Rash, Toyota, Nov. 2008.

\* cited by examiner

*Primary Examiner*—Marcus A Jackson

(74) *Attorney, Agent, or Firm*—SAIDMAN DesignLaw  
Group

(57) **CLAIM**

The ornamental design for a rear combination lamp for an  
automobile, as shown and described.

**DESCRIPTION**

FIG. 1 is a front perspective view of a rear combination lamp  
for an automobile showing our new design;

FIG. 2 is a front view thereof;

FIG. 3 is a right-side view thereof;

FIG. 4 is a left-side view thereof;

FIG. 5 is a top view thereof; and,

FIG. 6 is a bottom view thereof.

**1 Claim, 2 Drawing Sheets**




Fig. 1




Fig. 2





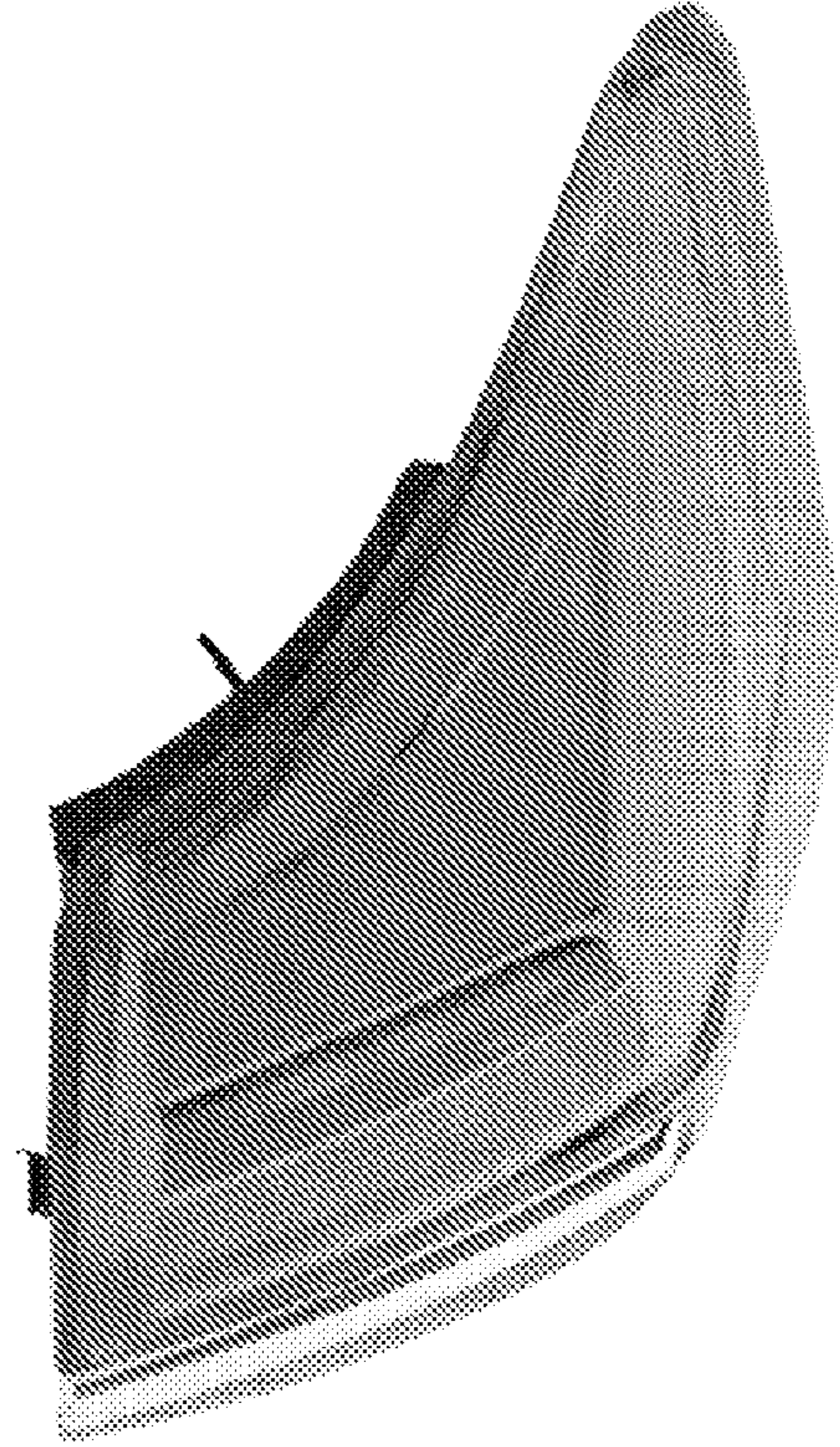
Fig. 3



**Fig. 4**



**Fig. 5**



**Fig. 6**

