



US00D631582S

(12) **United States Design Patent**  
**Hwang**

(10) **Patent No.:** **US D631,582 S**  
(45) **Date of Patent:** **\*\* Jan. 25, 2011**

(54) **WARNING LIGHT**

(76) Inventor: **Chin-Yu Hwang**, No. 25, Ln. 16, Sec. 1,  
Zhongzheng Rd., Changhua City,  
Changhua County (TW)

(\*\*) Term: **14 Years**

(21) Appl. No.: **29/358,360**

(22) Filed: **Mar. 26, 2010**

(51) **LOC (9) Cl.** ..... **26-05**

(52) **U.S. Cl.** ..... **D26/24**

(58) **Field of Classification Search** ..... D26/24,  
D26/26, 37, 46, 72, 85, 87, 88, 89, 93, 104,  
D26/113, 118, 1, 2, 3, 28, 38, 60, 74, 75,  
D26/77, 78; D10/111, 114; D23/366, 367,  
D23/368; D13/107, 108, 180, 182; 362/640,  
362/641, 642, 643, 644, 652, 653, 655, 657,  
362/249.02, 311.02, 800, 806, 555, 567,  
362/116, 122, 123, 145, 147, 157, 183, 194,  
362/195, 200, 565

See application file for complete search history.

(56) **References Cited**

**U.S. PATENT DOCUMENTS**

D288,245 S \* 2/1987 Corder et al. .... D26/26  
D307,180 S \* 4/1990 Luthy ..... D23/366  
D378,617 S \* 3/1997 Yuen ..... D26/26  
D428,168 S \* 7/2000 Veach et al. .... D26/26  
D428,169 S \* 7/2000 Veach et al. .... D26/26

D432,688 S \* 10/2000 Petterson ..... D26/26  
D433,521 S \* 11/2000 Jaworski ..... D26/26  
D434,512 S \* 11/2000 Yuen ..... D26/37  
D483,503 S \* 12/2003 Krieger et al. .... D26/26  
D505,222 S \* 5/2005 Logan ..... D26/85  
D528,184 S \* 9/2006 Yuen ..... D22/120  
D542,440 S \* 5/2007 Krieger et al. .... D26/26  
D548,319 S \* 8/2007 Triplett et al. .... D23/366

\* cited by examiner

*Primary Examiner*—Angela J Lee  
(74) *Attorney, Agent, or Firm*—Leong C. Lei

(57) **CLAIM**

The ornamental design for a warning light, as shown and described.

**DESCRIPTION**

FIG. 1 is a perspective view of a warning light showing my new design;

FIG. 2 is a front elevational view thereof;

FIG. 3 is a rear elevational view thereof;

FIG. 4 is a left side elevational view thereof;

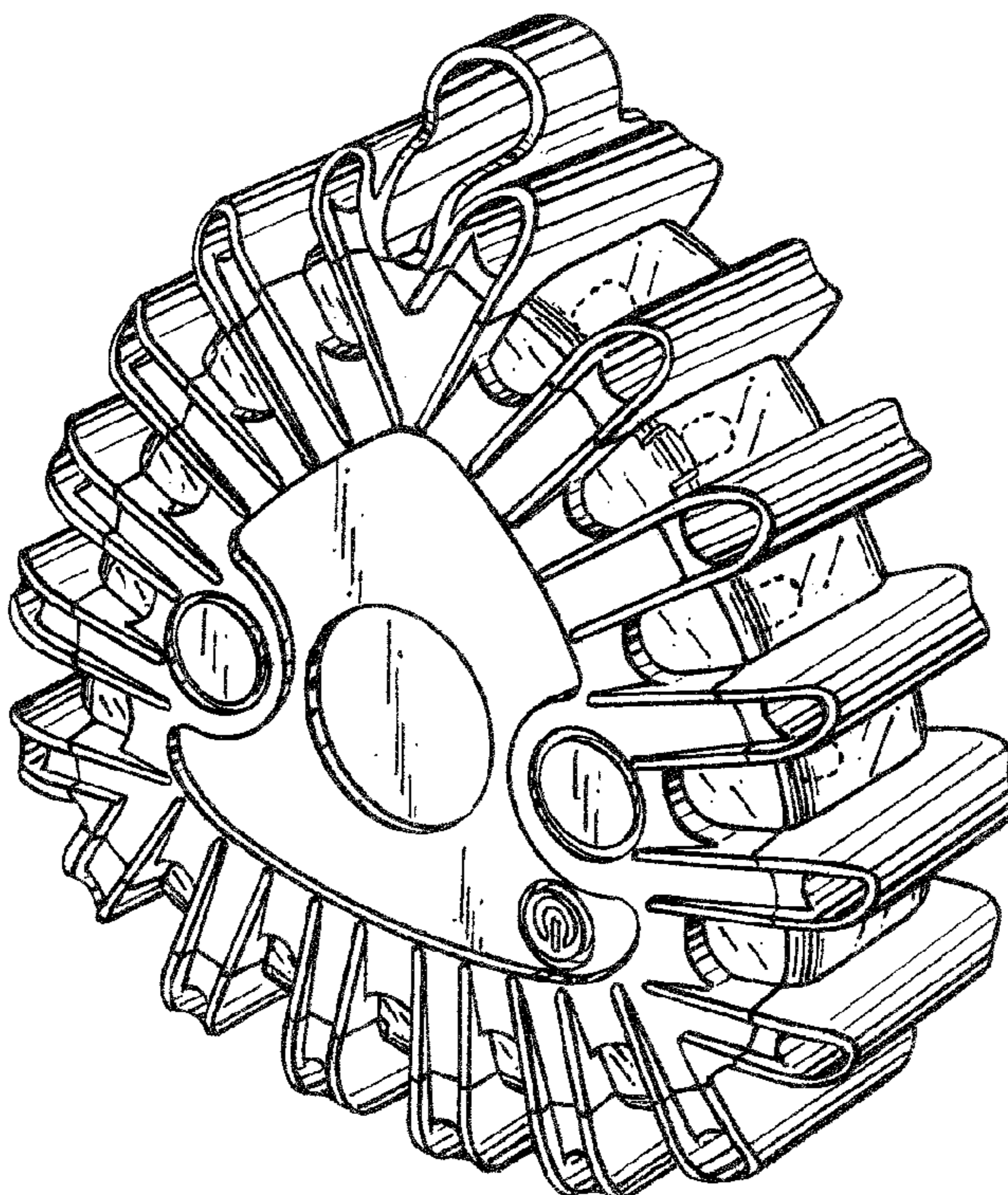
FIG. 5 is a right side elevational view thereof;

FIG. 6 is a top plan view thereof; and,

FIG. 7 is a bottom plan view thereof.

The portions of the warning light shown in broken lines form no part of the claimed design.

**1 Claim, 5 Drawing Sheets**






FIG. 1






FIG.2

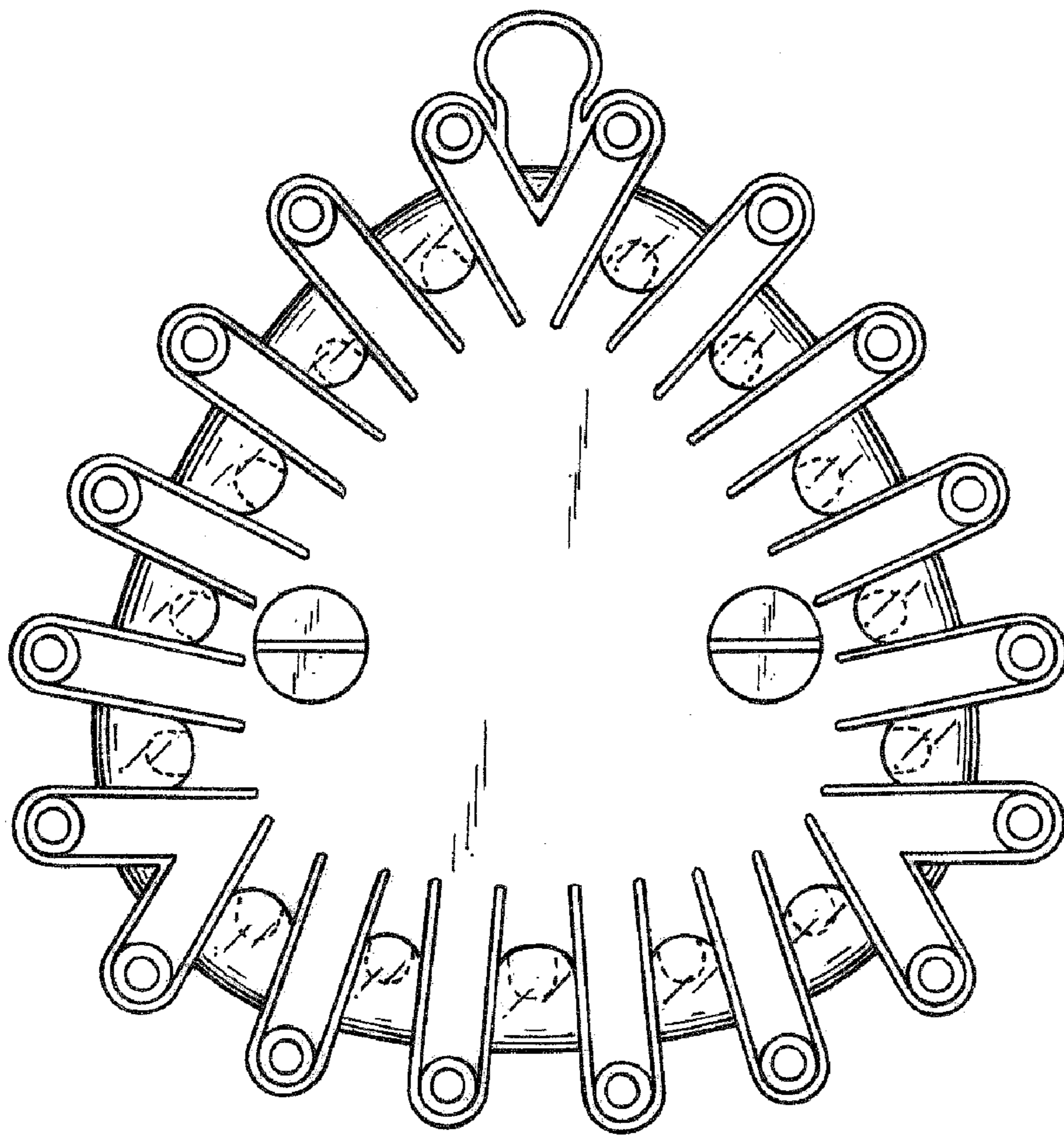


FIG.3

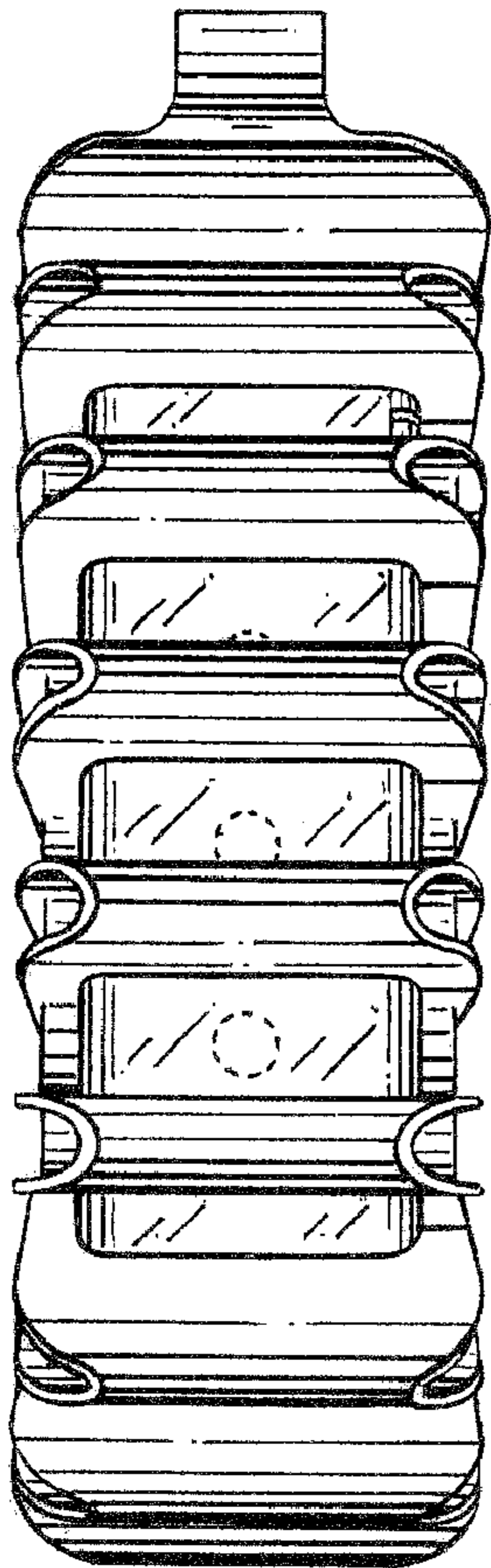


FIG.4

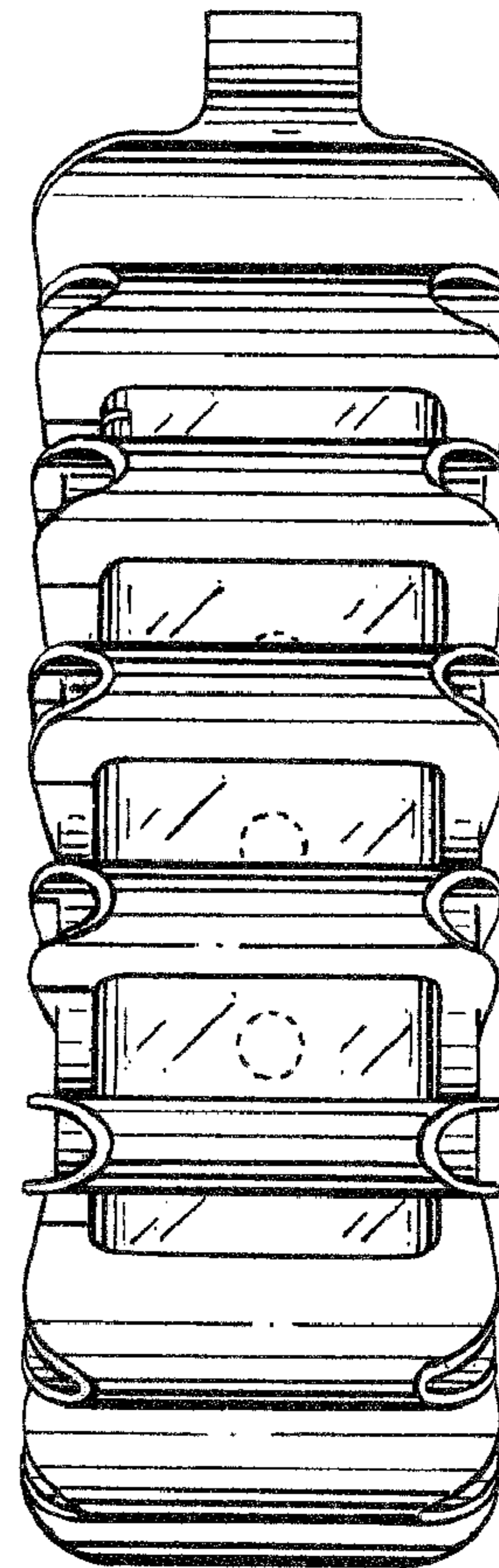


FIG.5

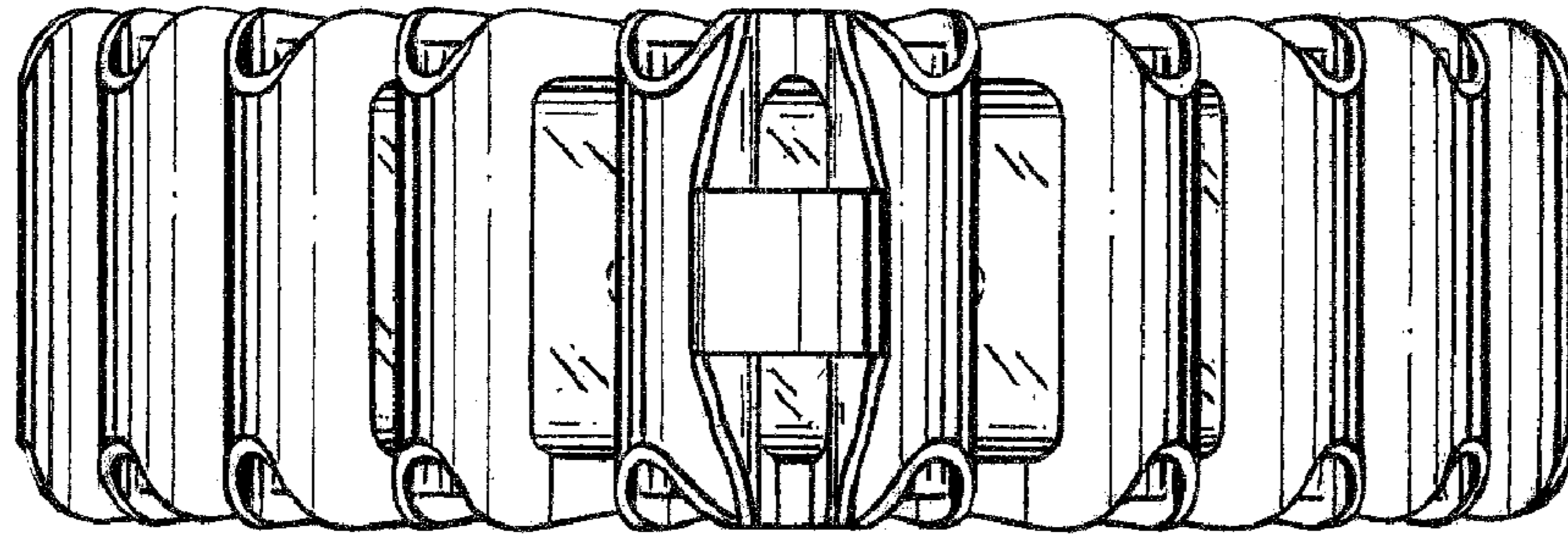


FIG. 6

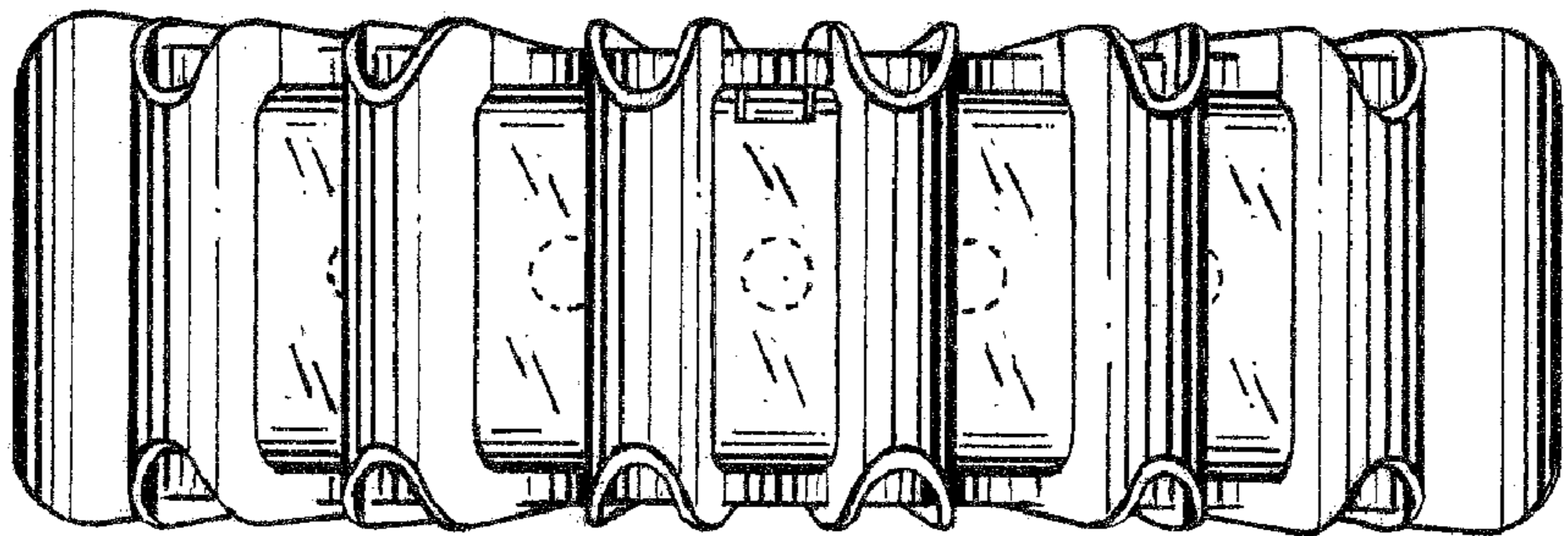


FIG. 7