



US00D631565S

(12) **United States Design Patent**
Egawa et al.

(10) **Patent No.:** **US D631,565 S**
(45) **Date of Patent:** **** Jan. 25, 2011**

(54) **LIGHT SOURCE FOR A LIGHTING DEVICE**

D577,690 S * 9/2008 Shida et al. D13/180
D598,401 S * 8/2009 Takada et al. D13/182
D622,876 S * 8/2010 Takahashi et al. D26/1

(75) Inventors: **Kazuo Egawa**, Kanagawa (JP); **Hiroshi Kamata**, Kanagawa (JP)

FOREIGN PATENT DOCUMENTS

(73) Assignees: **Toshiba Lighting & Technology Corporation**, Kanagawa (JP);
Kabushiki Kaisha Toshiba, Tokyo (JP)

JP D1304576 6/2007
JP D1349714 1/2009
JP D1353412 3/2009

(**) Term: **14 Years**

* cited by examiner

(21) Appl. No.: **29/366,717**

Primary Examiner—Marcus A Jackson
(74) *Attorney, Agent, or Firm*—J.C. Patents

(22) Filed: **Jul. 29, 2010**

(57) **CLAIM**

(30) **Foreign Application Priority Data**

Feb. 3, 2010 (JP) 2010-002474

The ornamental design for a light source for a lighting device, as shown.

(51) **LOC (9) Cl.** **26-04**

DESCRIPTION

(52) **U.S. Cl.** **D26/1**

(58) **Field of Classification Search** D26/1-4;
D13/180-182; 313/313, 315, 316, 317, 318,
313/493; 362/555, 800

FIG. 1 is a front view of a light source for a lighting device showing our new design;

FIG. 2 is a rear view thereof;

See application file for complete search history.

FIG. 3 is a right side view thereof, the left side view being a mirror image of the right side view;

FIG. 4 is a top view thereof; and,

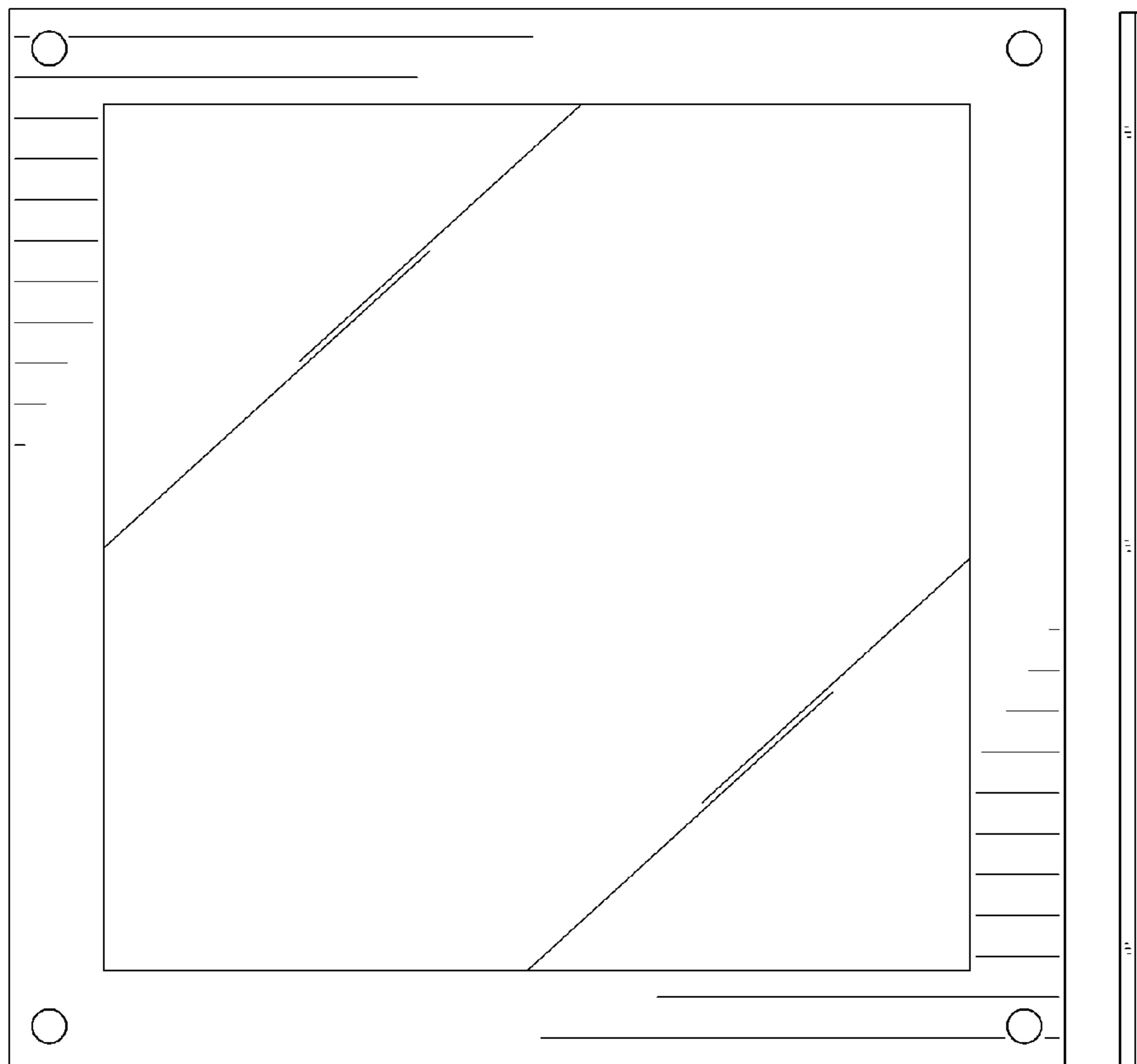
FIG. 5 is a bottom view thereof.

(56) **References Cited**

U.S. PATENT DOCUMENTS

D528,996 S * 9/2006 Egawa D13/180
D573,553 S * 7/2008 Uemoto et al. D13/180

1 Claim, 4 Drawing Sheets



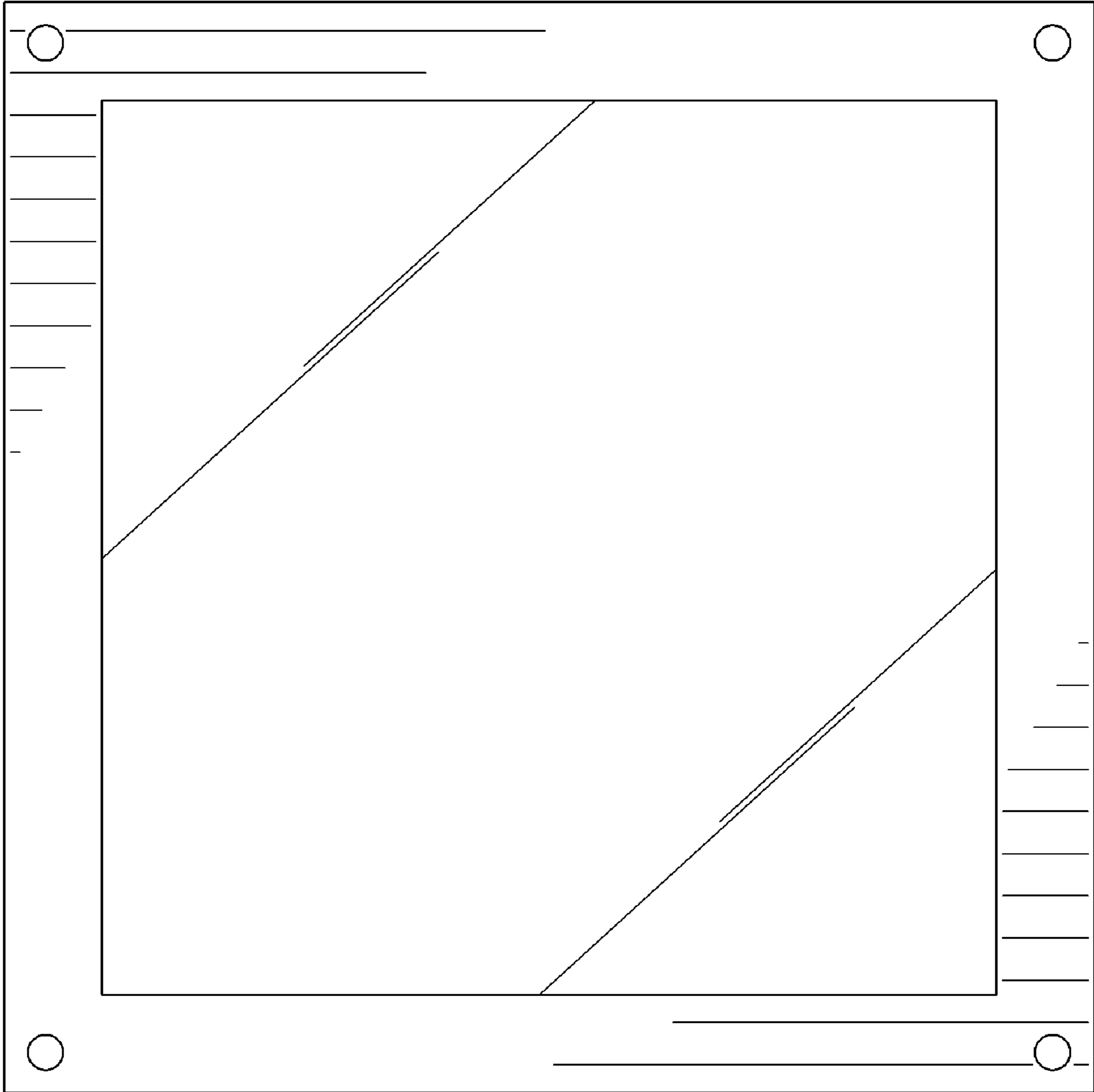


FIG. 1

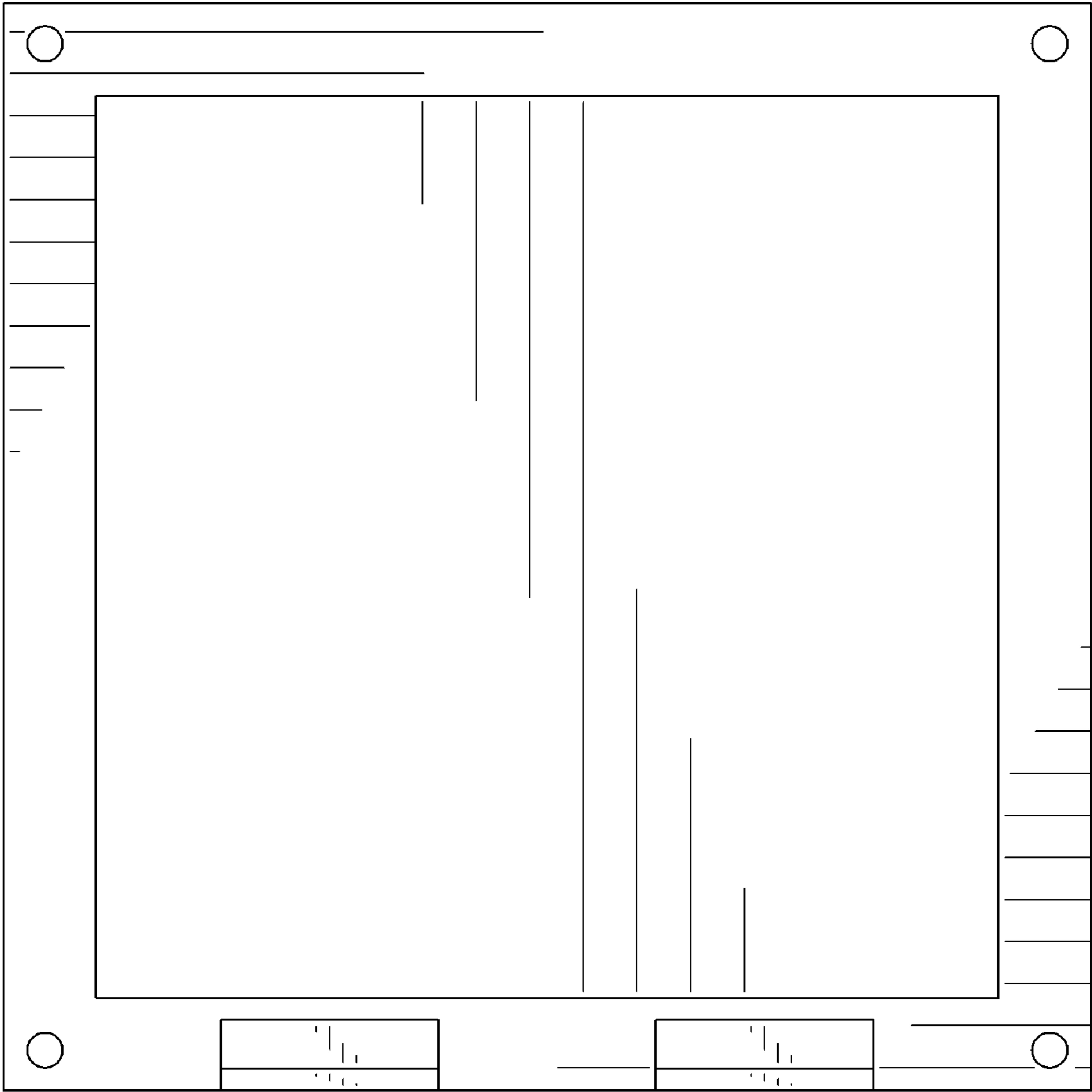


FIG. 2

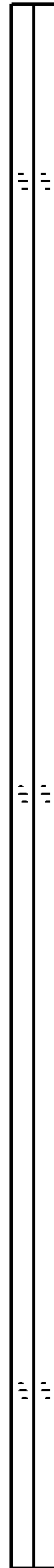


FIG. 3




FIG. 4

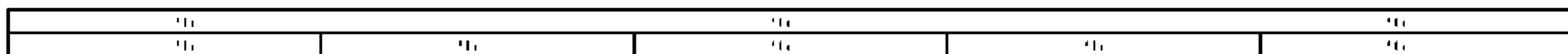


FIG. 5