



US00D631550S

(12) **United States Design Patent**
Massad

(10) **Patent No.:** **US D631,550 S**
(45) **Date of Patent:** **** Jan. 25, 2011**

(54) **DENTAL IMPRESSION UPPER TRAY**
(75) Inventor: **Joseph J. Massad**, Tulsa, OK (US)
(73) Assignee: **Global Dental Impression Trays, Inc.**,
Tulsa, OK (US)
(**) Term: **14 Years**
(21) Appl. No.: **29/341,298**
(22) Filed: **Aug. 3, 2009**

6,457,973 B1 10/2002 Fetz et al.
6,641,393 B2 11/2003 Trichas
D527,848 S * 9/2006 Manzo et al. D29/108
D537,986 S * 3/2007 Manzo et al. D29/108
D541,481 S * 4/2007 Farrell D29/108
D611,658 S * 3/2010 Manzo D29/108
D616,152 S * 5/2010 Manzo D29/108
D625,419 S * 10/2010 Chacon D24/181
2003/0138754 A1 7/2003 Dimarino
2005/0106529 A1 5/2005 Abolfathi et al.

(51) **LOC (9) Cl.** **24-02**
(52) **U.S. Cl.** **D24/181**
(58) **Field of Classification Search** D24/181,
D24/180, 176, 152; D29/108; 129/859,
129/861, 862; 433/18-24
See application file for complete search history.

FOREIGN PATENT DOCUMENTS

DE 35040786 2/1985
DE 3504786 10/1985
DE 10310094 9/2004
GB 2120552 12/1983
WO WO200610836 10/2006

* cited by examiner

Primary Examiner—Charles A Rademaker

(74) *Attorney, Agent, or Firm*—Head, Johnson & Kachigian,
P.C.

(56) **References Cited**

U.S. PATENT DOCUMENTS

2,643,652 A * 6/1953 Cathcart 128/861
2,685,134 A 8/1954 Thompson
3,407,808 A * 10/1968 Baldwin 128/862
3,473,225 A 10/1969 Deuschle et al.
D260,811 S * 9/1981 Kitchenman D24/181
4,602,905 A 7/1986 O'Keefe, III
5,069,619 A 12/1991 Frisbie
5,076,785 A 12/1991 Tsai
5,336,086 A 8/1994 Simmen et al.
5,478,235 A 12/1995 Schuldt et al.
5,513,985 A 5/1996 Robertson
D372,088 S 7/1996 Frush
5,551,872 A 9/1996 Mena
D374,932 S * 10/1996 Engelman D24/181
6,053,168 A * 4/2000 Sue 128/859
6,098,628 A * 8/2000 Funk 128/859
D433,138 S * 10/2000 Kesling D24/181
6,213,768 B1 4/2001 Wright
6,227,852 B1 5/2001 Schedler et al.
6,428,315 B1 8/2002 Prestipino et al.

(57) **CLAIM**

The ornamental design for a dental impression upper tray, as shown and described.

DESCRIPTION

FIG. 1 is a top perspective view of a dental impression upper tray showing my new design;
FIG. 2 is a top view thereof;
FIG. 3 is a front view thereof;
FIG. 4 is a right side view thereof;
FIG. 5 is a left side view thereof;
FIG. 6 is a bottom view thereof; and,
FIG. 7 is a rear view thereof.

1 Claim, 3 Drawing Sheets

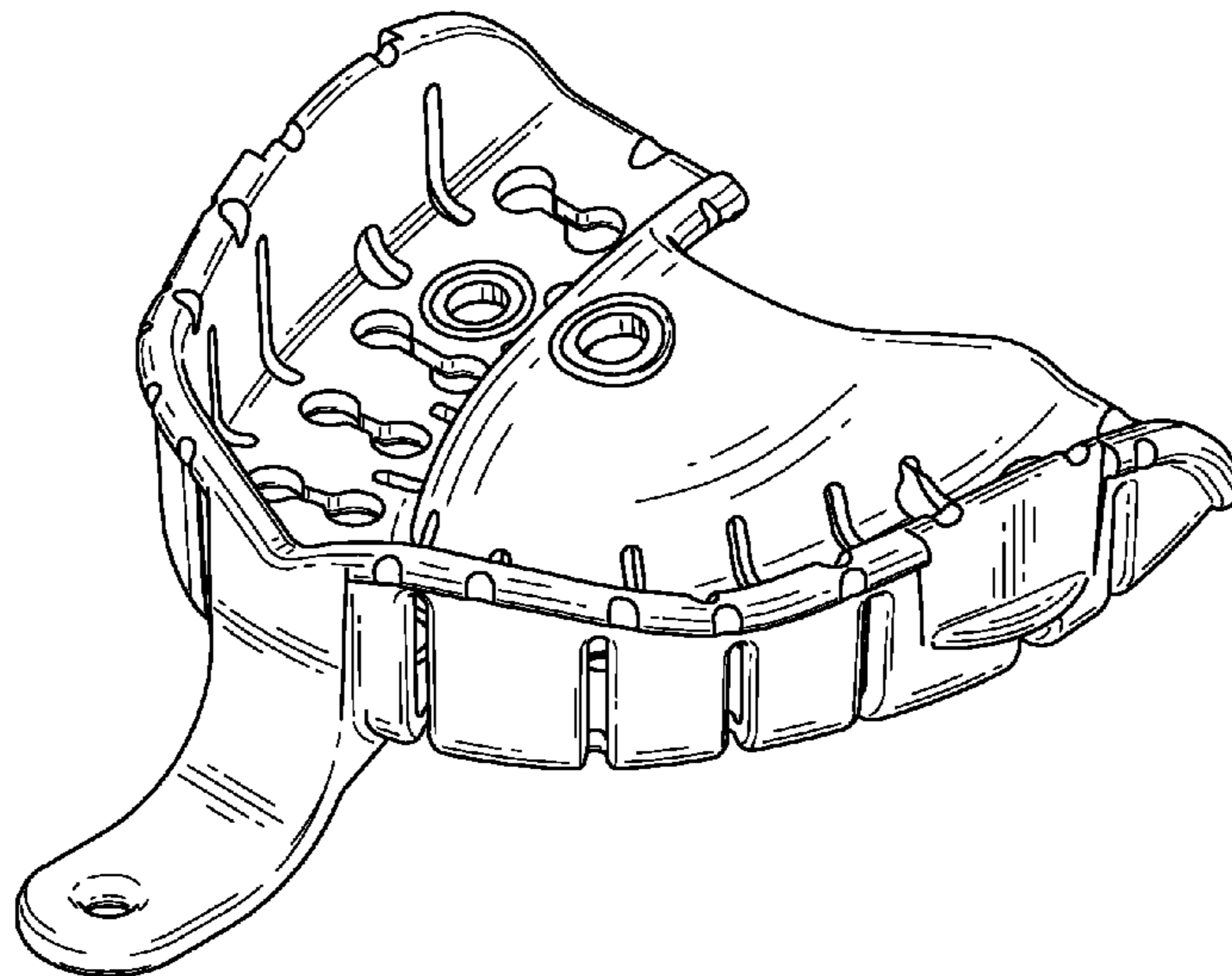


FIG. 1

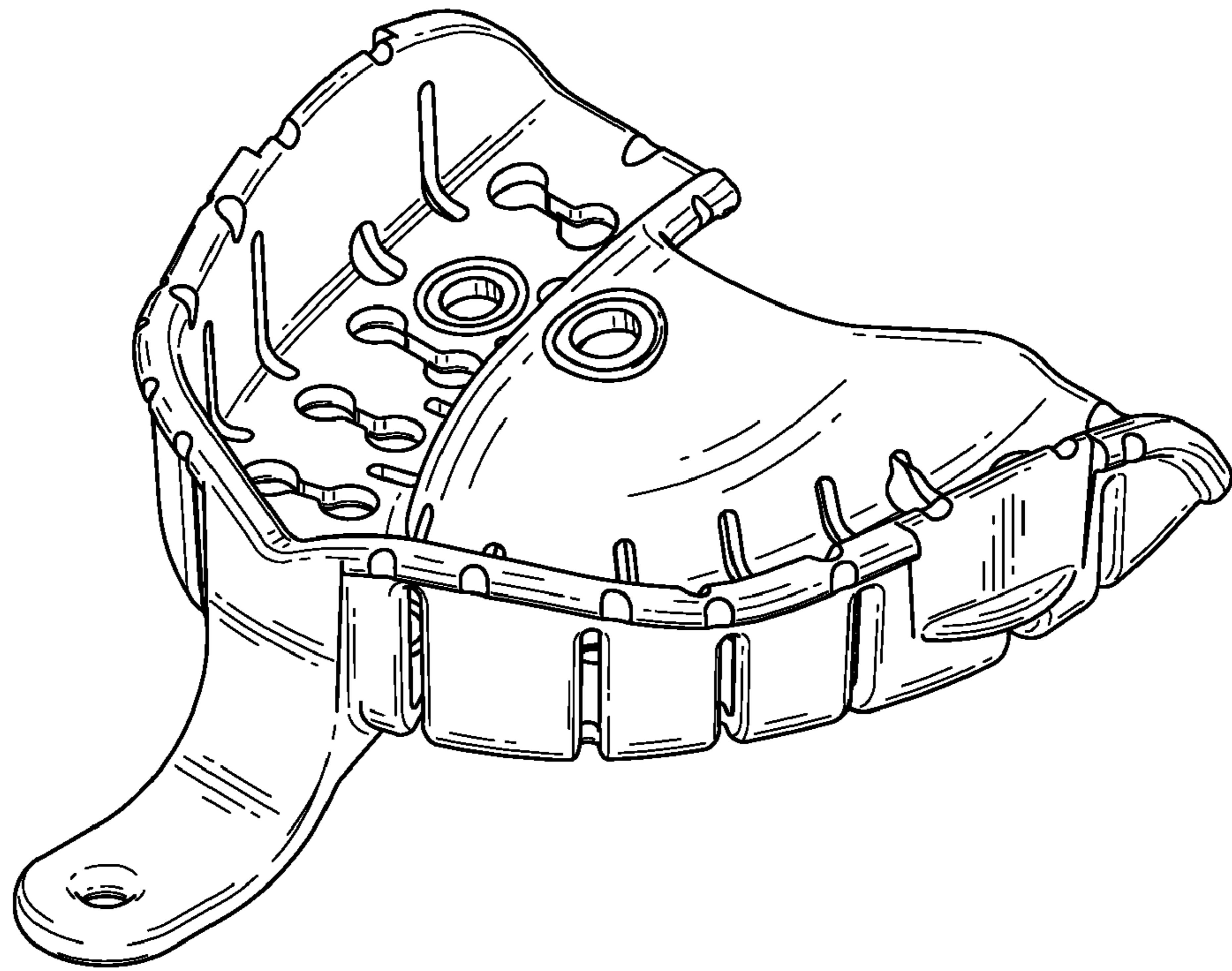
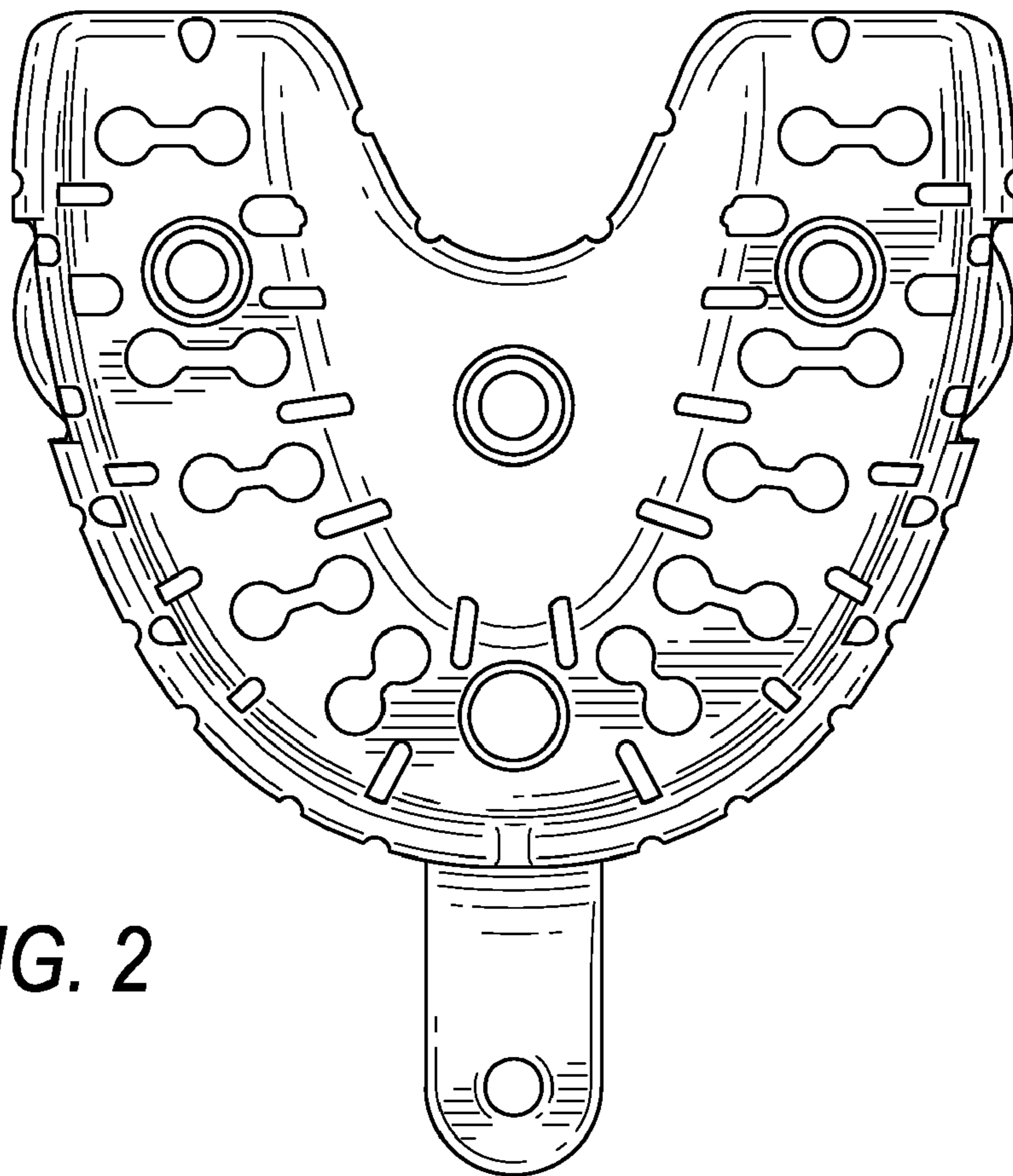


FIG. 2



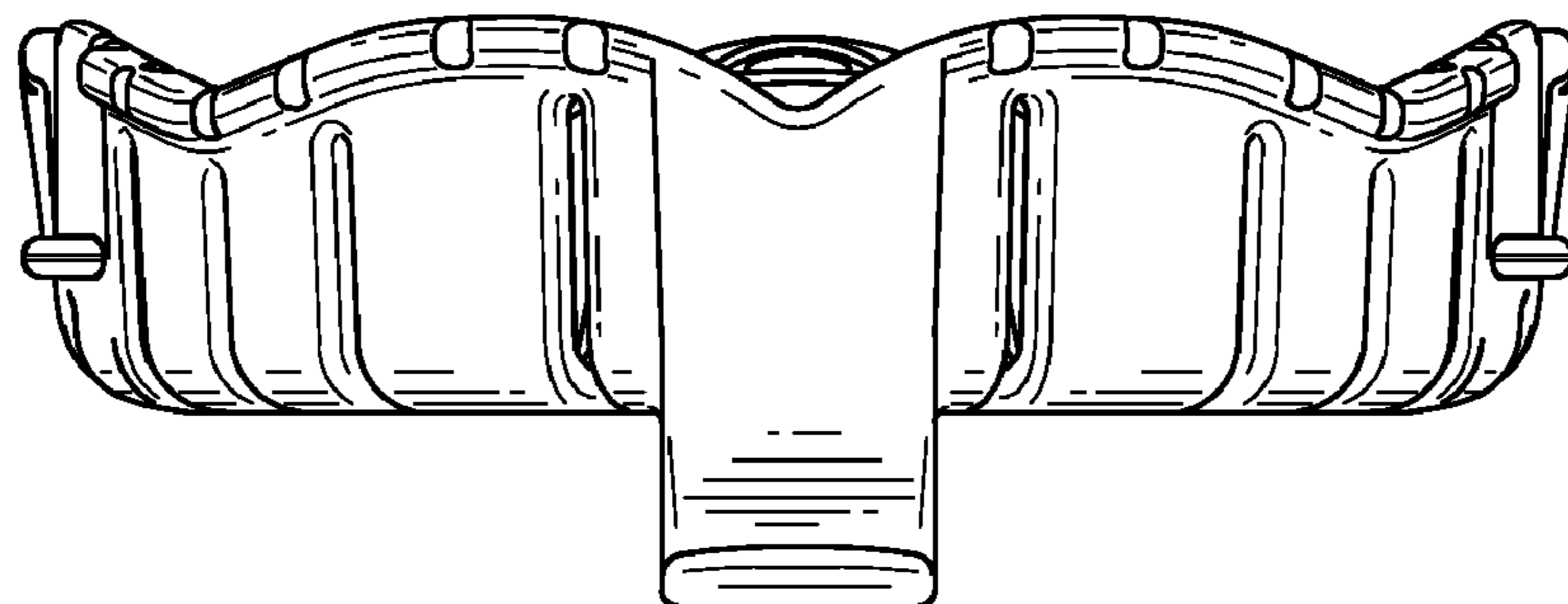


FIG. 3

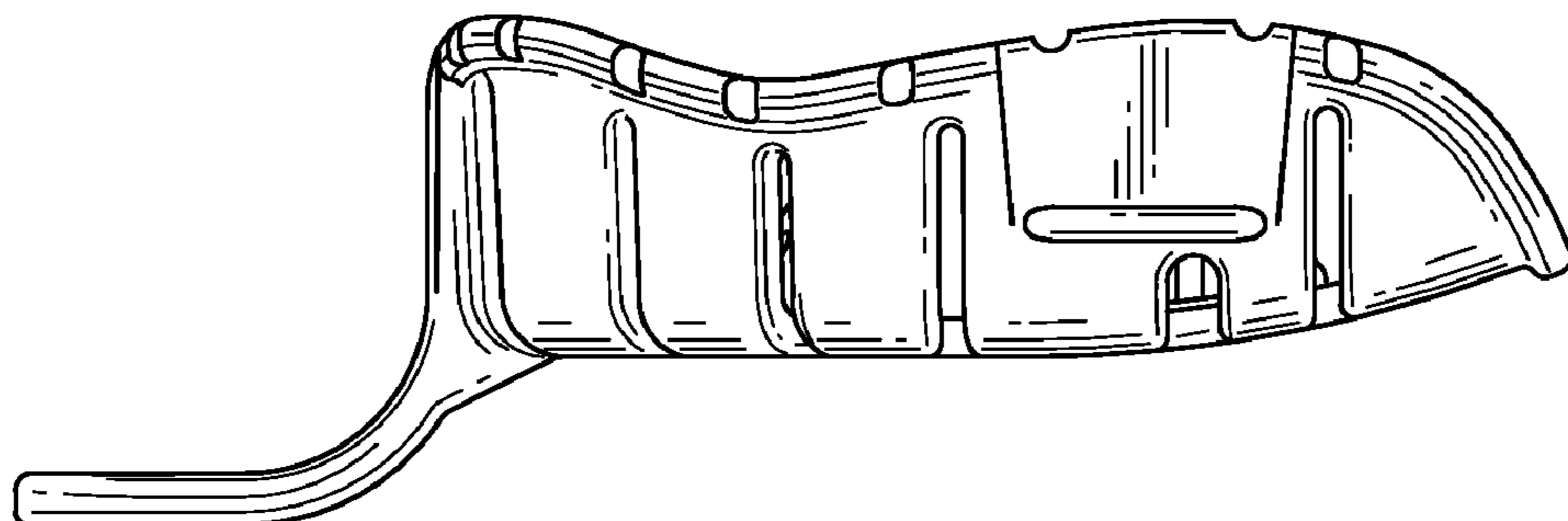


FIG. 4

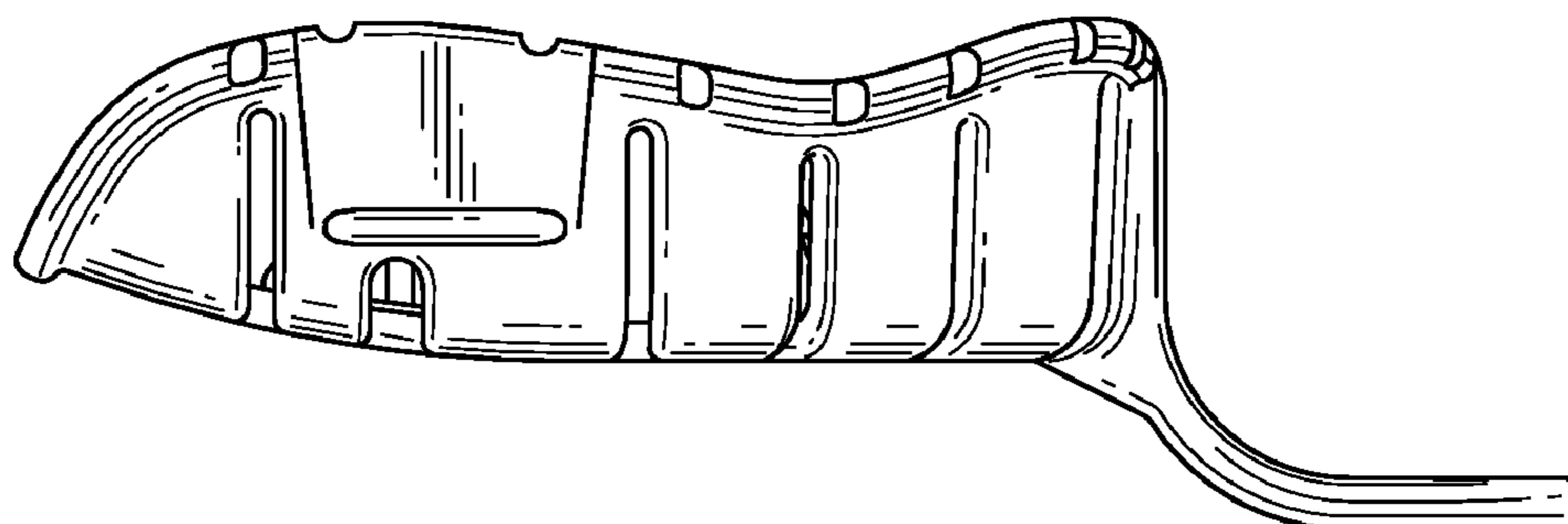


FIG. 5

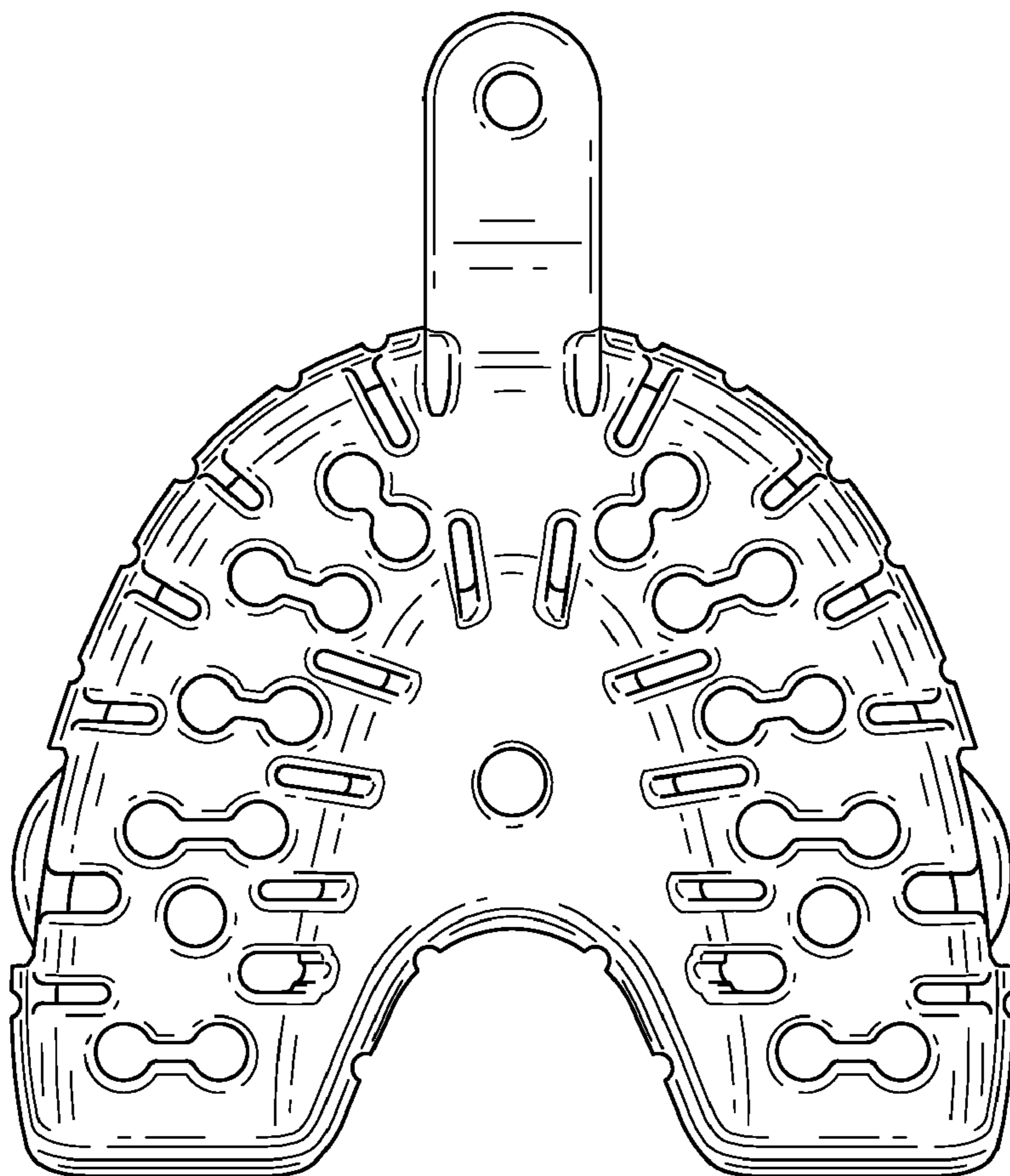


FIG. 6

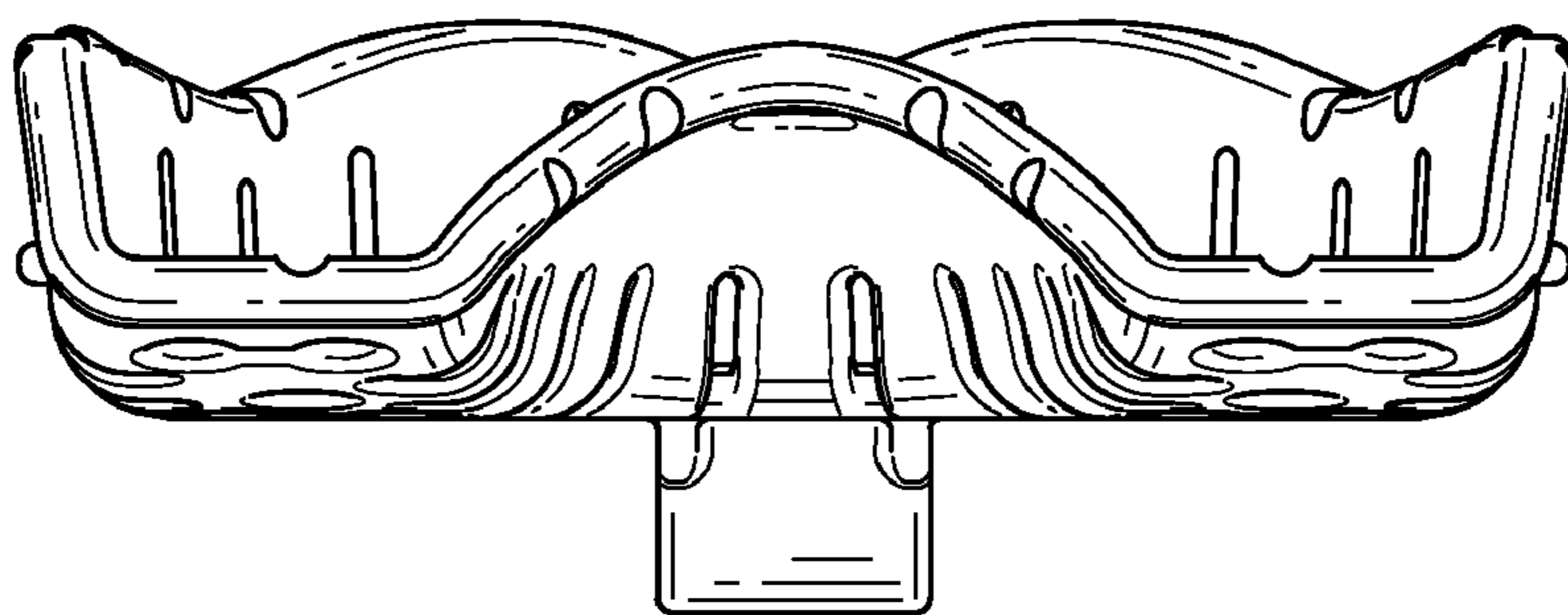


FIG. 7